

An inspiration to look at. A revelation to drive

NEW CHEVROLET IMPALA V8



There comes a time when a man seeks a car well beyond the ordinary. Distinguished. Luxurious. Supremely powerful. With the enduring value of an outstanding investment. Such a car is the new Chevrolet Impala V8.



Chevrolet is the most successful car the world has known. And when you've seen and driven the magnificent new Impala V8 you are well aware of the reasons why. For here is a superlative standard of luxury, performance and value. You have the choice of two beautiful body styles. The Impala Sedan. Or the Impala Sport Sedan, distinguished by a tinted windshield and dashing hard-top styling. The clean, unbroken sweep of its pillarless roofline is a striking feature unavailable in any competitive make of car. The slim, sleek styling of the roofline in both models is unmistakably new, as are the deep section wrap-around bumpers fore and aft, dramatic new rear fenders and a commanding grille that curves attractively around the front fenders. New triple-unit light clusters highlight the clean, uncluttered rear view. But Chevrolet's low, lean-muscled look of distinction is but part of that's new. You'll find that interior luxury now goes even deeper than before. And that there has never been greater evidence of Chevrolet's concern for the security of yourself and your passengers. The many new safety features on Impala are listed at the back of this brochure. In every respect, new Impala is designed by General Motors for those whose motoring requirements are well above the ordinary. Designed to give value and to hold it in a way unsurpassed by any other fine car in Australia.



Pillarless roofline and tinted windshield distinguish Impala Sport Sedan.



Push-button radio with rear seat speaker is among the host of luxury items standard on Impala.

*Softness. Richness. Quietness.
Three reasons why tensions of mind and muscle
disappear when you take
the wheel of new Chevrolet Impala V8.*


Come . . . sit in the new Chevrolet Impala. Discover the Chevrolet way to complete relaxation.

You are cradled in seats with a softness you sink deep into. Impeccably tailored in rich cloth of distinctive design. In the centre of each, a plush arm rest swings down for the extra comfort of both driver and passengers. Underfoot, a handsome expanse of soft carpet. All around you are the hallmarks of a classic luxury car.

Spaciousness that permits complete freedom of movement. A superb quality of finish. And a host of appointments to add to your comfort and convenience. A new push-button radio with rear seat speaker. Heater/demister. Electric windshield washers. Extra-long arm rests. And many more.

Travel awhile in these luxurious surroundings and you become aware of another Chevrolet characteristic. Intense quiet.

The product of a small metal tag that bears the words "Body by Fisher". In all the world, there is no better guarantee of fine automotive craftsmanship. No better assurance that noise, draught and road shocks will never intrude on the pleasure you find at the wheel of Chevrolet Impala.



Effortless. Incredibly smooth and quiet. With a surging 240-hp Turbo-Fire V8 engine that makes even a mundane trip to the office an exhilarating experience.



Your new Impala comes equipped to restore driving to the purest pleasure. At the heart of its dynamic performance is the potent power of a 240-hp Turbo-Fire engine displacing 327 cubic inches. A unit of instant responsiveness engineered to surge from a saunter to speed in a way that makes even most sports cars seem meek and mild! Liquid smooth Powerglide automatic transmission is standard as, of course, are power steering and power brakes. The ride is typically Chevrolet. You hardly know there's a road under your wheels, the way the rugged full coil suspension levels out the rough spots. And when you corner you corner flat. No big dips or lifts. No big car could be more relaxing, more satisfying over long distances. The longer you drive it, the more you appreciate its long loping ease, its power, its superb comfort and quietness.


A 20% increase in fuel tank capacity to 20 gallons means fewer refuelling stops. Just as Impala's long list of easy-care features makes service stops less frequent. Safety-master power brakes, for example, adjust themselves automatically. An alternator gives battery life a boost. And inner panels to both front and rear fenders guard against corrosion and mud build up. It is features like these, combined with General Motors' painstaking quality construction, that are the key to Chevrolet's dependability and enduring worth. They are why your Impala will give you greater satisfaction when you own and drive it . . . and why you are assured of a greater return on your investment than any competitive make when trade-in time comes around.



240-hp Turbo-Fire 327 V8 Engine
New Impala's 327 cu. in. engine has a four-barrel carburettor and large-diameter exhaust system to give super high performance. Five-bearing crankshaft and hydraulic valve lifters assure outstanding smoothness and quietness. Features also include an automatic choke.

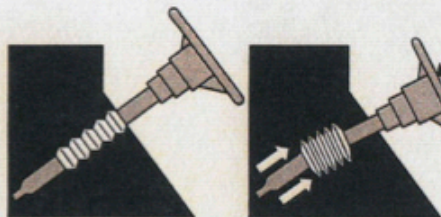


Powerglide Automatic Transmission
Powerglide is fitted to more cars throughout the world than any other automatic transmission. Millions of owners have proved its silken-smooth operation, long-lasting dependability and overall economy.



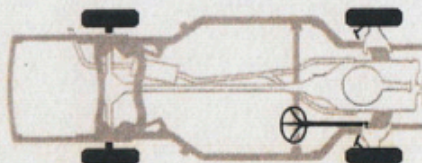
Extra-easy Power Steering
Impala's power steering is an integral unit with an hydraulic assist incorporated in the steering gear. It does up to 90% of the work for you . . . lets you turn and park with finger-tip ease, yet never lose the "feel" of the road.

FOR YOUR SAFETY IMPALA PROVIDES THE FOLLOWING STANDARD EQUIPMENT



- New energy-absorbing steering column — developed by General Motors — is designed to compress on impact.
- New dual circuit brake system features separate front and rear hydraulic lines fed by a dual reservoir master cylinder. Stopping power is maintained if either circuit is damaged or broken. A warning light signals hydraulic failure.

- Instrument panel is safety padded.
 - Lap type front seat belts.
- Plus:*
- Padded sun visors
 - Positive crankcase ventilation
 - Safety door latches and hinges
 - Shatter-proof inside rearview mirror
 - Dished type steering wheel
 - Electric windshield washers
 - Outside rearview mirror



- Power brakes
- Power steering
- Back-up lights
- Traffic turn indicators
- Safety glass all round
- 2-speed electric windshield wipers
- Modified zone windshield
- Self-adjusting brakes
- Seat belt anchorages rear floor

Service will never be a problem with your new Chevrolet Impala. The Australia-wide network of nearly 500 GMH Chevrolet dealers is unmatched in both size and skill. You will find service and spare parts available wherever and whenever you want them.

WHAT MAKES CHEVROLET A CLASSIC AMONG FINE CARS

ENGINE: Turbo-fire V8. Bore 4.001 ins. Stroke 3.250 ins. Capacity 327 cu. ins. Compression ratio 8.75:1. Max. brake horsepower 240 @ 4,800 r.p.m. RAC rating 51.2 h.p. Maximum torque 325 lbs/ft. @ 3,200 r.p.m.

FEATURES: 90° V8 OHV engine, 5-bearing crankshaft, hydraulic valve lifters. Aluminium alloy pistons. Positive crankcase ventilation. Full-flow oil filter. Automatic choke.

FUEL SYSTEM: Capacity 20 imp. gallons. 4-barrel carburettor.

ELECTRICAL: 12-volt system. 60 amp. hour capacity battery. Alternator.

TRANSMISSION: Powerglide automatic.

SUSPENSION: Special heavy duty front and rear suspension. Four independent coil springs. Direct double-acting shock absorbers. Stabilizer bar.

REAR AXLE: Salisbury, semi-floating type. Ratio 3.55:1.

BRAKES: Four-wheel hydraulic, self-adjusting vacuum power brakes. Dual master cylinder. 11" dia. drums. Bonded linings. Effective lining area 183.4 sq. ins. Foot operated parking brake operates rear brakes with "T" handle release.

STEERING: Hydraulic power steering. Gear ratio 17.5:1.

WHEELS AND TYRES: Steel disc wheels. 8.15 x 15 4-ply tubeless whitewalls.

CHASSIS/FRAME: Perimeter type. All welded construction.

DIMENSIONS: Overall length 213.2 ins. Overall width 79.9 ins. Overall height: 55.4 ins. (Sedan), 54.5 ins. (Sport Sedan). Wheelbase 119 ins. Track: Front 62.5 ins., Rear 62.4 ins.

LIGHTS: Four sealed-beam headlights. Parking lights, tail and stop lights. Self-cancelling flashing turn lights, front and rear. Rear licence plate light. Back-up lights. Courtesy switches operated by front doors. Side dome lights (Sport Sedan), central dome light (Sedan). Illuminated transmission indicator quadrant. Variable indirect instrument cluster illumination. Brake hydraulic system warning light incorporated in park brake warning light.

INSTRUMENTS: Speedometer. Engine temperature indicator lights. Fuel gauge. Alternator charge, oil pressure and high-beam warning lights.

EQUIPMENT AND FEATURES: Modified zone windshield. Two-speed electric wind-

shieldwipers. Electric windshield washers. Tinted windshield glass on Sport Sedan. Metallic Magic-Mirror finish. 2-key locking system — one for ignition and door locks, the other for glove box and luggage compartment lock. Cloth and Morrokide trim. Carpet in front and rear. Arm rests on all doors. Centre seat arm rests. Coat hooks. Heater-demister. Glove box lock and light. Two sun visors, both padded. Cigar lighter, electric clock. One ashtray in instrument panel, one in each of rear door arm rests. Winder-operated front venti-panes. Lap-type safety belts front, anchorages in rear.

ESTIMATED KERB WEIGHT: 3,867 lbs. (Sedan), 3,949 lbs. (Sport Sedan).

THE GMH WARRANTY: Protects your Chevrolet for 12 months or 12,000 miles of operation. In addition, your Chevrolet dealer provides a free inspection and adjustment at 1,000 and 2,000 miles.

CONFIDENTIAL HIRE PURCHASE: Arrangements are available through General Motors Acceptance Corporation, Australia. GMAC facilities are only available through GMH dealers.

Specifications and equipment subject to change without notice.