


COMMODORE SL/E



Commodore SL/E is the only Australian car that can compete on an equal basis with the finest European luxury sedans. A bold claim, but one which was foremost in Commodore SL/E's design from the outset. If your standard is European handling, Commodore SL/E's Radial Tuned Suspension gives the driver exceptionally precise control and road feel that many European luxury sedans would find difficult to equal. The explanation? The engineering of Commodore SL/E was supervised by the same men who developed GM's sedans in

Germany, where they compete with the finest European marques. These engineers know what European handling means, and engineered new Commodore SL/E according to their extensive experience and uncompromising standards. If you judge a car by the efficiency of its design, Commodore is again in the forefront. It was designed by utilising a computer method called Finite Element Analysis, which was originally developed for the Space Programme, where light weight yet efficient structural strength was a mandatory requirement in design.



SL/E

Finite Element Analysis is used to analyse thousands of separate structural elements in Commodore, their strength under stress and their relationships with one another. Elements pinpointed for attention can be displayed pictorially on the screen of a Fourier Analyser, and modified on the screen itself until they meet design objectives. This remarkable process of testing and revising the car's structure by computer has allowed the creation of a body which is weight-efficient and impressively strong, yet exceptionally spacious

for five adults. The combination of high passenger visibility and excellent stretch-out room results in superb comfort. If you judge a car by the standard of engine efficiency, consider this. Six-cylinder Commodore SL/E makes more efficient use of fuel than most European 6-cylinder luxury cars. In fact, at the time this catalogue went to press, Commodore SL/E was more fuel efficient than any European six-cylinder automatic sedan available in Australia, as shown by the official Australian Government "Fuel Economy Guide", July 1980 edition.



Illustrated: optional Shadow Tone exterior.

SL/E

If your standard is a long-lasting investment, note that the Commodore SL/E is designed for Australian conditions. Proven in the broiling heat of city traffic and tortuous dirt roads of the outback. Designed with five rustproofing processes to fight corrosion in the salt air of the coastal cities where most Australians live and work. Backed by legendary Holden durability, and Australia's largest Dealer network of some 450 Dealers from coast to coast. If your standard is quietness, you will be interested to learn that a special computer

programme was used to trace sources of noise and vibration, and routed them away from the passenger compartment. Moreover, engine vibrations have been tuned to cancel one another. If your standard is the relationship of the car to the driver, the confident driving control of European handling, and full luxury appointments and comfort, we believe that the next pages of this catalogue will convince you that Commodore SL/E fully meets your standards, and excels them with some remarkable additions exclusive to Commodore SL/E in Australia.



SL/E

In Commodore SL/E, full-size passenger room for 5 adults was not an afterthought in design, but a primary design objective from the outset. Test Commodore SL/E's interior comfort yourself. Sit behind the wheel and adjust the seat for the proper pedal distance. Adjust the infinitely reclining seat back for your preferred steering position. Finally, raise or lower the seat with the height adjuster for a clear view of the road ahead, and a commanding driving position. This 6-way adjustment means an optimal position for every driver. Test

the rear seat room, too. When you step in, note the ease of entry provided by the low sill height and the distance between front and rear seats. Notice the generous leg room and head room, and the overall sense of spaciousness that results from Commodore SL/E's excellent visibility. The body-contoured full-foam seats are upholstered in rich velour, and the cut-pile carpeting extends up the door panels. The interior shown here includes optional power windows, Cruise Control to maintain constant highway speed, and central door locking system.



SL/E

The driving compartment of Commodore SL/E is the logical extension of the car's design philosophy. Just as the car is engineered to operate efficiently and respond precisely to driving input, the instruments and controls are logically arranged for most effective operation. The 6-way adjustable driver's seat allows the driver to select precisely the best driving position. The single-spoke steering wheel gives a clear view of the instruments. Directly in front of the driver are the primary instruments and warning lights. The column

mounted stalk allows fingertip control of headlight high and low beam, flashing, windscreen washers and wipers, plus turn signals, while the driver keeps his hands on the steering wheel. Commodore SL/E's Trip Computer provides L.E.D. readout of seven pieces of information: 1. Time. 2. Calculation of the distance you can travel on your remaining petrol. 3. Distance travelled for the trip. 4. Average speed for the trip. 5. Rate of fuel consumption under present conditions. 6. Average fuel consumption for the trip. 7. Fuel used for the trip up to 999 litres.





Full equipment shown includes optional Cruise Control.

SL/E

1. Commodore SL/E Trip Computer.
2. AM/FM Stereo Radio with stereo cassette player (automatic reverse) and remarkable 4-speaker "surround sound".
3. Detail of left front stereo speaker.
4. Tri-matic automatic transmission with console-mounted T-bar.
5. Detail of centre console showing storage compartment.
6. Driver's seat height adjuster.
7. Optional Cruise Control to maintain constant highway speed,

- including moderate hills, until brake pedal is touched.
8. Optional central door locking by control button, also operates at all four doors when either front door is locked or unlocked with key.
9. Optional power windows with controls at each side window and central controls for the driver.
10. Detail of rear head restraints and carpeted parcel shelf.
11. Rear magazine pockets.
12. Carpeted luggage compartment with carpeted spare tyre cover.



SL/E

Commodore SL/E benefits from extensive testing:

1. High-speed testing at the GMH Proving Ground fine-tunes Radial Tuned Suspension for neutral steer and precise control in emergency driving situations.
2. Barrier impact testing proves the strength of the passenger compartment. The front body structure absorbs impact forces and the engine hood crumples rather than penetrating the windscreen.
3. Commodore SL/E aerodynamics were developed in one of Europe's



largest wind tunnels. The smooth, wedge-shaped body slices through the wind for more economical, quieter driving, and reduced wind buffeting. Corrosion protection includes: Zincro-metal* body panels. Epoxy black dip to top of wheel arches, engine hood and luggage compartment lid. Rust preventative wax inside rocker sections, lower doors, engine hood, forward nose section. Rust preventative wax inside lower section of luggage compartment lid. Protective clear lacquer on engine and engine compartment.

Commodore SL/E Standard Features

3.3 litre 6-cylinder engine.
Tri-matic automatic transmission with console-mounted T-bar.
4-wheel power assisted disc brakes.
Power assisted rack and pinion steering.
Radial Tuned Suspension.
Wide profile P205/60H15 steel-belted radial tyres.
Exclusive SL/E cast alloy wheels.
Quartz halogen headlights.
Integrated air conditioning and heating.
AM/FM stereo radio with stereo cassette player (automatic reverse).
4-speaker "surround sound" stereo with balance control.
Power antenna - automatic elevating and retracting.
Instrument panel featuring the look of rich burl walnut.
7-function electronic Trip Computer.
Full instrumentation including tachometer, volt meter, oil pressure gauge.
Low fuel warning lamp.
Dual remote control exterior mirrors.
Day/night interior rear vision mirror.
Laminated windscreen with tinted upper band.
Tinted glass all around.
Electrically heated rear window.
Crushed velour upholstery.
Height-adjustable driver's seat.
Fully reclining front bucket seats.
Concealed retracting front and rear outboard seat belts.
Armrests on all four doors.
Map pockets on bucket seat backs.
Front door panel storage areas.
Rear seat centre fold-down armrest.
Adjustable rear seat head restraints.
Carpeted parcel shelf.
Assist handles above front and rear passenger doors.
Centre console with parking brake handle, armrest and storage compartment.
Column-mounted control stalk for turn signals, windscreen washer and wipers, headlight high beam/low beam and flashing.
Variably intermittent windscreen wiper control.
Remote control luggage compartment release.
Locking glove compartment.
Illuminated glove compartment, ashtray, cigar lighter, engine and luggage compartments.
Central dome light with dual front spot reading lights.
Rear seat reading lights.
Cut pile carpeting throughout passenger and luggage compartments and on spare tyre cover.

Child security rear door locks.
Side visible turn signals.
Hazard warning flashers.
Fuel tank locking cap.
Body side pinstriping.
Full body side mouldings.
Bumper rub strips, front and rear.
Extensive sound-deadening materials.
Extensive corrosion protection treatment during manufacture.
Thermostat-controlled radiator fan plus viscous clutch fan to protect against overheating, under all driving conditions.

Standard Specifications:

Engine: 3.3 litre Six.
Bore x Stroke: 92.075mm x 82.55mm.
Cubic Capacity 3.298 litres.
Compression Ratio: 8.8:1.
Power Output: 83kW (DIN) @ 4000rpm.
Torque: 231Nm (DIN) @ 2400rpm.
Transmission: Tri-matic with T-bar floorshift console.
Rear Axle: Salisbury type differential.
Rigid Axle.
Ratio: 3.08:1.
Radial Tuned Suspension:
Front - MacPherson strut with specially rated coil springs and wet sleeve shock absorbers.
Rear - 5 links including Panhard rod, specially rated coil springs and shock absorbers.
Tyres: P205/60H15 6P/R steel belted radials.
Wheels: 15 x 6.00JJ styled cast alloy.
Steering: Power-assisted rack and pinion.
Brakes: Power-assisted 4-wheel disc.
Fuel Tank Capacity: 63 litres.
Wheelbase: 2668mm.
Track/Front: 1449mm.
Rear: 1422mm.
Overall Length: 4730mm.
Overall Width: 1736mm.
Overall Height: 1368mm.
Turning Circle: Kerb to Kerb 10.8m.
Estimated Kerb Weight: 1326kg.

Safety Features:

Radial Tuned Suspension.
Seat belts for all occupants.
Energy-absorbing steering column and steering wheel.
Anti-theft combined steering/ignition lock.
Tandem brake cylinder with 2 independent split hydraulic circuits.
Quartz halogen headlights.
Spring-loaded knock-out type internal rear vision mirror mounting

with shatter-resistant mirror.
Remote control external rear vision mirrors - glare reduced.
Tinted band laminated windscreen.
Tinted safety glass windows.
Glare-reduced safety padded instrument panel.
Recessed instruments and instrument panel controls.
Glare-reduced instruments and controls.
Low profile window operating handles.
Energy-absorbing sun visors.
Flush fitting lift-up exterior door handles.
Safety anti-burst door locks.
2-jet electric windscreen washer.
2-speed windscreen wipers with anti-lift glare reduced arms and blades (matt black).
Cigar lighter operates on ignition or accessory positions only.
Fusible link in wiring harness.
Fan-assisted heater demister for windscreen and side windows.
Electric rear window demister.
Dual safety rims on road wheels.
Front seat head restraints.
Underslung all-steel fuel tank and external fuel lines.
Skid header panel above windscreen.
Cargo-guard steel luggage compartment bulkhead.
Centre floor-mounted park brake.
Parking brake warning lamp.
Brake failure warning lamp.
Hazard warning flasher.
Child restraint anchorage points for rear seating locations.
"Child-proof" rear door locks.

Towing and Outback Packages

Commodore SL/E's engineering has been extended to two special applications. Three towing packs have been designed for light, medium and heavier towing. The Outback Pack is designed for owners who drive principally on rough outback roads with extra tyres, water, etc., in the luggage compartment. All of these packages have been specifically designed for Commodore by GMH engineers. Complete details are available from your Holden Dealer.

GMH 12/20 Warranty

Every Holden Commodore is covered by the GMH warranty which covers your vehicle for the first 12 months or 20,000 kilometres, whichever occurs first.

Optional equipment

To add even more convenience, comfort and performance to your Commodore SL/E, optional equipment is available at additional cost. This optional equipment is grouped into various Option-packs. The availability and content of these Option-packs may change from time to time to reflect consumer demand. Please check with your Holden Dealer for full details of content and pricing of Option-packs currently available.

A word about this catalogue

We have tried to make this catalogue as comprehensive and factual as possible. However, since the time of printing some of the information you'll find here may have been updated. Also, some of the equipment shown or described throughout this catalogue is available at extra cost. And the right is reserved to make changes at any time, without notice, in prices, colors, materials, equipment and models. Your Holden Dealer has details and, before ordering, you should ask him to bring you up to date.

No GMH Dealer or other person is authorised or permitted to give or make any statement assertion or undertaking in relation to the quality performance characteristics descriptions or fitness for any purpose of any GMH product or in connection with the supply of any GMH product which is at variance with any written statement assertion or undertaking on any of these subjects given or made by General Motors-Holden's Limited or General Motors-Holden's Sales Pty. Ltd. in its published sales literature, and neither company accepts any liability for any such unauthorised action.

General Motors-Holden's Limited and General Motors-Holden's Sales Pty. Ltd. have franchised dealers in many parts of Australia for the sale of service parts and the provision of service to owners of GMH's products. Every endeavour is made to ensure that such dealers carry adequate stock of service parts, but neither General Motors-Holden's Limited nor General Motors-Holden's Sales Pty. Ltd. makes any promise, other than that contained in the New Vehicle Warranty given by General Motors-Holden's Sales Pty. Ltd., that such parts or service facilities will be available at any specific location or at any particular time.

*Registered Trade Mark.



General Motors-Holden's Sales Pty. Limited. Issued October 1981. Copyright. AE95.

GMH Stock No. AD 10059.

SL/E

COMMODORE SL/E

