

ESP® is a registered trademark of Daimler Chrysler AG. Bluetooth® is a registered trademark and logo of Bluetooth SIG, Inc.

A word about this catalogue. We have tried to make this catalogue as comprehensive and factual as possible. However, since the time of printing some of the information you'll find here may have been updated. Also, some of the equipment shown or described through this catalogue may have been changed and / or is available at extra cost. Further, GM Holden Ltd ABN 84 006 893 232, reserves the right to make changes at any time without notice, in prices, colours, materials, equipment and models. Your Holden Dealer has details, and before ordering, you should ask them to bring you up to date. No Holden Dealer or other person is authorised or permitted to give or make any statement, assertion or undertaking in relation to the quality, performance characteristics, descriptions or fitness for any purpose of any Holden product which is at variance with any written statement, assertion or undertaking on any of these subjects given or made by GM Holden Ltd in its published sales literature, and GM Holden Ltd does not accept any liability for any such unauthorised action. GM Holden Ltd has authorised Dealers in many parts of Australia for the sale of service parts and the provision of service to owners of Holden's products. Every endeavour is made to ensure that such Dealers carry adequate stocks of service parts, but GM Holden Ltd doesn't make any promise other than that contained in the New Vehicle Warranty given by GM Holden Ltd that such parts or service facilities will be available at any specific location or at any particular time. Express warranties offered for Holden products are subject to the conditions set out in all vehicle handbooks. Details also available from GM Holden Ltd on request. Copyright GM Holden Ltd. June 2008. emerystudio COLOR0108 AD12519

holden.com.au

Colorado

Holden. **Go better.** 



Big on looks. Big on grunt. Big on reliability. The new name for tough, Holden Colorado is here to work and play like no other before it.

Sporting massive wheel arches, aggressive front end and muscular body, its intentions and capabilities are obvious to all. Do your worst. Treat it mean. Colorado will be up for whatever's going down.

But don't expect to rough it on the inside. The Colorado's spacious cabin is all class, and like every Holden, its chassis and suspension are ready to take on Australian driving conditions, ensuring a refined ride and easy handling every time you drive.

All conquering. All powerful. All in your choice of 4x2 or 4x4, and Single, Space or Crew Cab. Every model – from the workhorse DX to the sublime LT-R – equipped with driver and passenger front airbags as standard.

For a hard day's work. For hard core fun. The new Holden Colorado will get the job done.

THE NEW NAME FOR TOUGH

LT-R 4x4 Diesel Crew Cab in Royal Grey



However you earn your living, if you want the best results, you use the best equipment. And there's no better, tougher, harder working or more adaptable tool of the trade, than the new Holden Colorado.

Choice is the first reason. With over 30 combinations of model, powertrain, cabin, ride height and body style, you'll have no trouble finding a Colorado that suits your needs without need for compromise.

Chassis strength is another big plus – one that maximises the Colorado's wheelbase and the potential size, flexibility and usefulness of customised tray fits.

The pickups are no shrinking violets, either, with large capacity tubs built to withstand just about anything you care to throw at, or in them.

The biggest advantage of all is towing. With Holden's powerful Common Rail Turbo Diesel under the bonnet of your Colorado 4x4, you can pull three tonnes of gear, there and back, without raising a sweat.

And no matter where work takes you, your Colorado will never be far from expert support thanks to our nationwide network of 300+ Holden Authorised Service Centres.

GET THE JOB DONE

LTR 4x4 Diesel Crew Cab in Royal Grey



Camping. Fishing. Skiing. Surfing. When it's time to make tracks – on road or off – you can count on your Colorado to go the distance.

The ultimate getaway vehicle, its 4x4 credentials are impeccable. Limited Slip Differential. Push-button Shift on the fly. Choice of 4-low, 4-high and 2-high gearing. High ground clearance. Generous entry and departure angles. It's got the lot.

There's no shortage of hauling or carrying capacity, either. Towed or stowed, your big boys' toys can go everywhere you do. Ditto your four biggest mates if you go for one of the spacious, wide-door Crew Cabs.

The power to do what you want, where and when you want – it's yours to enjoy with every model in the Colorado line up.

MAKE TRACKS

LTR 4x4 Diesel Crew Cab in Royal Grey



Workday or holiday, getting there in the new Colorado is never a chore. Easy to get into. Effortless to drive. Its car-like ride and handling is matched by sedan-like spaciousness, deeply cushioned seating and all the features you need.

In the range-topping Colorado LTR, that means dynamic sports styling and a luxury equipment list as long as your arm. Everything from leather grip steering wheel and shifter, to 6-disc premium CD audio system, MP3 compatibility, cruise control and unique instrument cluster. Not to mention power windows, power mirrors, tilt adjustable steering wheel and keyless entry.

There's plenty to admire in the roomy LX cabin too, including four-way adjustable seating with adjustable headrests, and driver-focused essentials like power steering and power windows.

Inside the Colorado DX, it's all about hardwearing practicality. Dish out all the dirt you want. The ultra durable, easy clean floor, seat and cabin surfaces are designed to scrub up a treat every time.

GET INTO IT

LTR 4x4 Diesel Crew Cab



Safety and technology

Active safety

Whether your Colorado is for work or play, safety comes first – for you, your family and your workmates. That's why vehicle occupants are surrounded by so many passive safety systems. Everything from driver and passenger front airbags – which are standard across the entire range – to a rigid passenger cell, crumple zones and side intrusion bars.

Because prevention is better than cure Colorado is built smart, not just strong. So as well as helping you tough out a collision, its advanced Anti-lock Braking System (ABS) and Electronic Brakeforce Distribution (EBD) – standard on the Colorado LT-R and all LX 4x4 variants – can help you avoid them altogether.

ABS Anti-lock Braking System (with EBD)
If wheel 'lock up' is detected under forceful braking, ABS momentarily reduces brake pressure at the affected wheel(s). This both improves braking efficiency – reducing stopping distances in most situations – and helps the vehicle remain steerable and directionally stable during braking. The ABS and EBD are both incorporated into the EHCU (Electronic Hydraulic Control Unit), which is standard on all Colorado LT-R variants and all LX 4x4 variants.

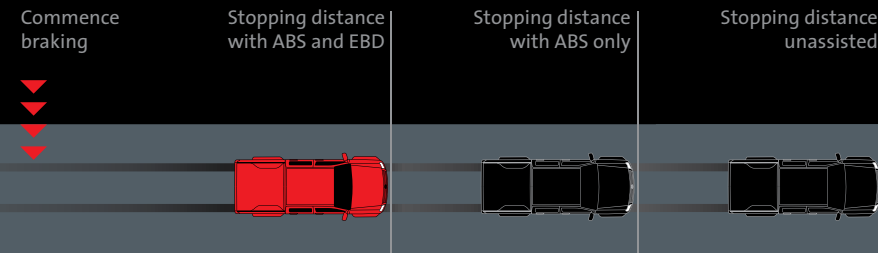

EBD Electronic Brakeforce Distribution
The weight and distribution of a vehicle's payload directly affects its braking performance. To maximise braking efficiency, EBD automatically adjusts the ratio of brake fluid pressure between the front and rear brakes, in accordance with vehicle loading and road conditions.

LSPV Load Sensing Proportioning Valve[^]
Using a mechanical linkage to measure vehicle ride height and thus determine payload weight, the LSPV increases braking efficiency by adjusting the ratio of brake fluid pressure between the front and rear brakes. This provides optimal rear brake performance proportional to the payload weight.

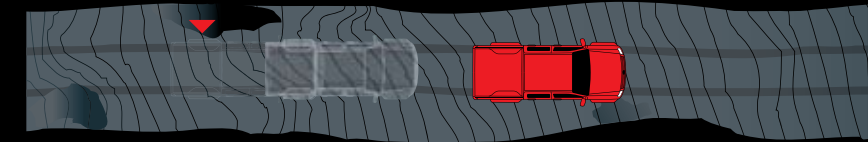
Technology

LSD Limited Slip Differential
LSD enhances vehicle control and allows you to continue on your way even when experiencing loss of traction in one wheel. Standard on all Colorado 4x4s and selected 4x2s, it is particularly useful on farms and building sites, or when off-roading.

Shift on the fly
One of the hallmarks of a serious 4WD, shift on the fly allows you to go from two-wheel drive to four on the go. You don't need to stop and lock the front hubs. You don't need to shift a gear lever. In fact, as long as you're doing 100km/hour or less, you don't even need to slow down when shifting into 4-high. You just push the easy to reach dash-mounted button and keep on driving. It's that easy. Shift on the fly is standard on all Colorado 4x4s.



Stopping distance will depend on road surface and vehicle load conditions



So what if...
A loose road surface causes the left rear wheel to lose traction

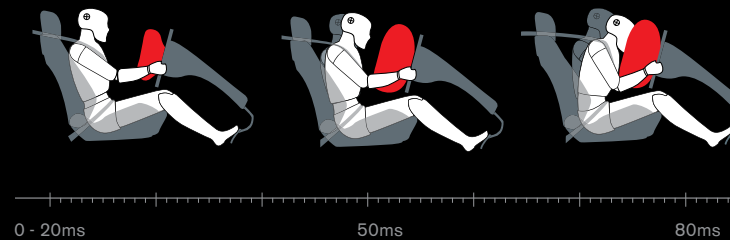
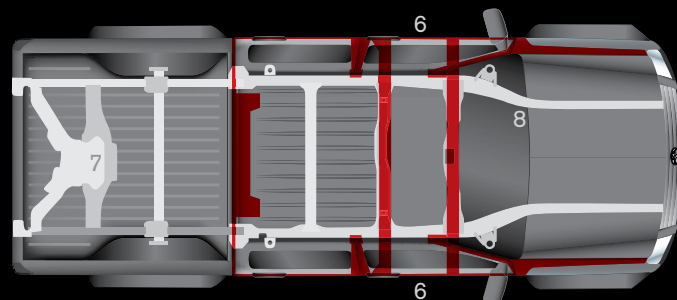
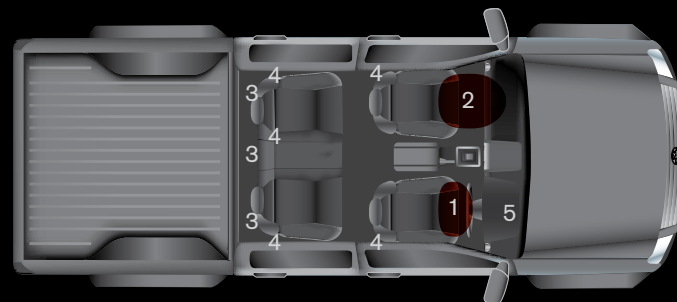
Without LSD the vehicle may lose forward momentum
With LSD the vehicle will be assisted to continue in a straight line

Passive safety

Safety cell, crumple zones and impact distribution
In frontal and rear collisions, impact energy is absorbed by Colorado's closed-section collapsible body structure, then channelled around its rigid passenger safety cell to provide maximum protection for the driver and occupants.

The driver and front passenger are also protected from side impact by the reinforced cross members engineered into Colorado's front doors.

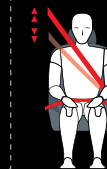
- 1 driver front airbag
- 2 passenger front airbag
- 3 child safety anchor points
- 4 3 point seatbelts
- 5 rack and pinion steering
- 6 reinforced side intrusion bars
- 7 rear cross member
- 8 tough chassis



Airbags
For maximum protection in certain frontal collisions, front airbags for the driver and passenger will deploy according to the impact severity and their respective seating positions. The 50-litre driver airbag can fully inflate in 50 milliseconds, while the front passenger airbag can inflate to a full 110 litres in just 80 milliseconds.

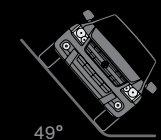
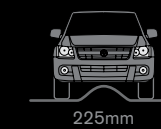
Child safety
Colorado may be a tough workhorse, but it's also family friendly. Each Crew Cab has three child restraint anchorage points behind the back seat, as well as childproof rear door locks.

Three point seatbelts
To further protect driver and occupants in the event of a collision, every seat in a Colorado Crew Cab features a three point anchored seatbelt. The shoulder anchorage is adjustable in each case, except for the second row centre seat.



Entry and departure angles

Entry and departure angles
Generous entry and departure angles enable Colorado 4x4s to negotiate steep step-up and step-down off road terrain without risk of scraping or damaging bodywork.



LT-R Crew Cab model shown

[^] Not available with ABS or EBD

Diagrams are for illustrative purposes only

Power

Whether your focus is out and out power, minimising fuel costs or a balance of both, Colorado has an engine to get the job done.

Start with the powerhouse Common Rail Turbo Diesel. Paired with a 5-speed manual transmission, it develops a huge 120 kilowatts of power at 3600rpm, and an awesome 360Nm of torque at 2000rpm* under the bonnet of a 4x4 Colorado, that translates into a massive three tonne towing capacity.

If petrol is your preference, the Colorado's Australian built 3.6 litre Alloytec V6 also weighs in with an impressive set of numbers – 157 kilowatts of power at 5300rpm and 313Nm of torque at 2800rpm*. Like the diesel, it's available with powertrain specific 5-speed manual and 4-speed automatic transmissions, depending on the model variant.

And if it's 4-cylinder petrol power you want, you'll find a capable and ever reliable ally in Colorado's spirited 2.4 litre engine.

Common Rail Turbo Diesel

The Colorado's advanced 3.0 litre, 4-cylinder Turbo Diesel gives you all the advantages of diesel-powered driving, without any of the traditional drawbacks.

Using Common Rail fuel delivery technology to maintain continuous pressure in the fuel supply system, its electronic fuel injectors are able to release the right amount of fuel into the engine cylinders at the right time.

Fuel combustion is incredibly efficient as a result, dramatically increasing engine torque and power across a wide rev range, cutting engine emissions and minimising vibration and harshness under all driving conditions.

Alloytec V6 petrol engine

Driven the length and breadth of our country, Holden's renowned Alloytec range includes some of the most sophisticated and advanced production engines ever manufactured in Australia.

The Colorado's 3.6 litre Alloytec is no exception. Offering exceptional performance and towing capabilities, its engineering and technological enhancements include:

- Aluminium construction for a better power-to-weight ratio
- Electronic Throttle Control for improved launch and fuel efficiency
- Adaptive spark control to allow the engine to run with increased efficiency on either unleaded or premium unleaded fuel (91 or 95 RON)

4-cylinder SOHC petrol engine

The 2.4 litre 4-cylinder petrol engine is the power behind the Colorado 4x2 DX Single Cab chassis model.

Teamed with a 5-speed manual transmission, this ever ready workhorse is more than capable of handling big loads, generating 92 kilowatts of power at 4800rpm and a handy 207Nm of torque at 3200 rpm*.



Everything you need to get the job done and nothing that you don't. The Colorado DX is a top value, tough as nails tool of the trade that will take on the biggest workloads and never let you down. With coil spring front suspension for sedan-like ride and handling, it's available in Single Cab chassis with your choice of petrol or turbo diesel.

DX

Standard features include:

- 2.4 litre SOHC 4-cylinder petrol engine (4x2 only) or
- 3.0 litre 4-cylinder Common Rail Intercooled Turbo Diesel engine (4x4 only)
- 5-speed manual transmission
- Stereo audio system with in-dash CD player, MP3 compatibility and auxiliary input jack
- Front airbags for driver and front passenger
- Load Sensing Proportional Valve braking (LSPV)
- Shift on the fly (4x4 only)
- Limited Slip Differential (LSD)(4x4 only)
- Independent front wishbone suspension with coil springs
- Power steering
- Tilt adjustable steering wheel
- Engine immobiliser
- Remote keyless entry (4x2 only)



No need to whistle while you work. Just drop in your favourite CD and let Colorado's CD audio system supply you with high fidelity stereo on the go.

Forget about stopping and getting out to lock the front hubs. If you want to switch from 2WD to 4WD in a Colorado 4x4, you simply push a button and keep on driving.*

* For further details on Shift on the fly, see the Safety and technology pages



Single Cab chassis

• manual

• 2.4L 4x2
• Diesel 4x4

Searching for work/life balance? You've found it. With additional creature comforts inside, distinctive styling outside and safety and security throughout, the Colorado LX is ideal if you need your workday ride to double as family transport or weekend freedom machine. An obvious step up in every respect, your 4x2 or 4x4 LX will confirm its capability, class and value every time you drive it.

LX

Standard features include:

- 3.0 litre 4-cylinder Common Rail Intercooled Turbo Diesel engine or
- 3.6 litre DOHC Alloytec V6 petrol engine
- 5-speed manual or 4-speed automatic transmission (depending on variant)
- Shift on the fly (4x4 only)
- Limited Slip Differential (LSD)
- 4-speaker audio system with in-dash CD player, MP3 compatibility and auxiliary input (2-speaker on Single Cab)
- Front airbags for driver and front passenger
- 4-way adjustable, deep-bolstered cloth faced driver and front passenger seats
- Anti-Lock Braking System (ABS) with Electronic Brakeforce Distribution (EBD) [standard on 4x4, optional on 4x2]
- Power windows
- Power side mirrors
- Load Sensing Proportional Valve braking (LSPV)*
- High rise front suspension with added ground clearance*
- Power steering
- Tilt adjustable steering wheel
- Body coloured wheel arch mouldings
- Engine immobiliser
- Remote keyless entry
- Body coloured exterior mirrors with turning indicators

* Not available with ABS and EBD
 # Not available on 4x2 LX diesel variants








Whether it's your favourite radio station or your favourite album, you'll hear it loud and clear through the vehicle's MP3 compatible in-dash CD player and multi-speaker audio system.

Everything is at your fingertips in the Colorado LX cabin, including controls to the power windows and power side mirrors, which are conveniently located on the driver side door arm rest.

The Limited Slip Differential on all LX model Colorado's helps ensure maximum vehicle control at all times.

In the event of certain frontal collisions, the vehicle's dual front airbags will inflate in milliseconds to help protect both the driver and front passenger from injury.



	V6 4x2	V6 4x4	Diesel 4x2	Diesel 4x4				
 Single Cab chassis <table border="0"> <tr><td>○</td><td>○</td><td>○</td><td>○</td></tr> </table>	○	○	○	○	○	○	○	○
○	○	○	○					
 Space Cab chassis <table border="0"> <tr><td>●</td><td>●</td><td>●</td><td>●</td></tr> </table>	●	●	●	●	●	●	●	●
●	●	●	●					
 Space Cab pickup <table border="0"> <tr><td>○</td><td>○</td><td>○</td><td>○</td></tr> </table>	○	○	○	○	○	○	○	○
○	○	○	○					
 Crew Cab chassis <table border="0"> <tr><td>●</td><td>●</td><td>●</td><td>●</td></tr> </table>	●	●	●	●	●	●	●	●
●	●	●	●					
 Crew Cab pickup <table border="0"> <tr><td>○</td><td>○</td><td>○</td><td>○</td></tr> </table>	○	○	○	○	○	○	○	○
○	○	○	○					
● manual ○ manual/auto								

LX 4x2 Space Cab pickup in Impulse Blue

It doesn't get any better than this. Or tougher. Sports inspired style, luxury fit-out, workhorse durability and thoroughbred performance, all combined in the one, go anywhere, do anything, feature-packed powerhouse. The phenomenal, range-topping Colorado LT-R. Complete with sports bar, side steps and soft tonneau as standard, it's the absolute best way to go where life takes you.

LT-R

Standard features include:

- 3.0 litre 4-cylinder Common Rail Intercooled Turbo Diesel engine or
- 3.6 litre DOHC Alloytec V6 petrol engine
- 5-speed manual or 4-speed automatic transmission
- Shift on the fly (4x4 only)
- Limited Slip Differential
- Front fog lamps
- Chrome sports bar
- Side steps
- Soft tonneau cover
- Bluetooth® for compatible mobile phones (4x4 only)
- Rear Park Assist (4x4 only)
- 16-inch alloy wheels with alloy spare
- 6-speaker audio system with in-dash 6-disc CD player, MP3 compatibility and auxiliary input
- 4-way adjustable, deep-bolstered high quality cloth faced driver and front passenger seats
- Leather wrap steering wheel and gear shift knob
- Cruise control
- Multifunction display
- Front airbags for driver and front passenger
- ABS Anti-lock Braking System with Electronic Brakeforce Distribution (EBD)
- Roof storage console with map reading lamp
- Power windows
- Colour coded body and wheel arch mouldings
- Engine immobiliser
- Carpet floor covering



The conversation may run dry on long journeys, but not the soundtrack. The 6-speaker 6-disc in-dash audio system fills the LT-R cabin with brilliant, high fidelity stereo.

The Colorado LT-R cabin is full of smart ideas and clever storage spaces, like a convenient overhead console with foldaway sunglasses holder and twin map lights.

Long drive ahead? Just choose your speed, engage cruise control and let Colorado's new deep-bolstered seating deliver you to your destination with maximum comfort and support.

The Multifunction display on LT-R Colorado's can show a range of real time trip data, including trip A, trip B and outside temperature on petrol variants, as well as instant fuel and average fuel on diesel variants.



Crew Cab pickup

- V6 4x2
- V6 4x4
- Diesel 4x4

○ manual/auto

features

	Single Cab chassis			Space Cab chassis			Crew Cab chassis		
	4x2	4x4	4x4	4x2	4x4	4x4	4x2	4x4	4x2
	DX	LX V6	LX TD	DX TD	LX TD	LX TD	LX V6	LX TD	LX V6
engine and transmission									
92kW*, 2.4 litre 4-cylinder SOHC petrol engine	●								
157kW*, 3.6 litre Alloytec V6 DOHC petrol engine		●			●		●	●	
120kW*, 3.0 litre 4-cylinder common rail turbo diesel engine			●	●	●			●	●
5-speed manual transmission	●	●	●	●	●	●	●	●	●
4-speed automatic transmission, overdrive top, lock-up torque converter clutch		○					○	○	○
4WD selection (Push Button): Shift on the fly				●	●		●		●
Limited Slip Differential (LSD)		●	●	●	●	●	●	●	●
control and handling									
Rack and pinion power steering	●	●	●	●	●	●	●	●	●
Independent double wishbone front suspension	●	●	●	●	●	●	●	●	●
High Rise front suspension with added ground clearance		●		●	●	●	●	●	●
Semi-elliptical leaf spring rear suspension	●	●	●	●	●	●	●	●	●
Power assist brakes – ventilated disc front/drum rear	●	●	●	●	●	●	●	●	●
Anti-lock Braking System (ABS) with Electronic Brakeforce Distribution (EBD)		○	○		●	○	●	○	●
Load Sensing Proportioning Valve (not available with ABS)	●	●	●	●	●		●	●	
wheels									
14" x 5.5"JJ steel wheels. Black caps. 195R14C (613) tyres	●								
15" x 6.5"JJ steel wheels. Black caps. 215/70R15C (623) tyres			●					●	
15" x 6.5"JJ steel wheels. Styled caps. 225/70R15C (693) tyres		●			●		●		
16" x 7.0"JJ steel wheels. Styled caps. 245/70R16 (693) tyres				●	●		●		●
16" x 7.0"JJ alloy wheels. Styled caps. 245/70R16 (693) tyres								●	●
Steel spare wheel	●	●	●	●	●	●	●	●	●
Alloy spare wheel								●	●
exterior									
One piece bumper and grille surround with air dam	●	●	●	●	●	●	●	●	●
Body colour bumper and grille surround with air dam								●	●
Clear multi-reflector headlamps – flush mounted plastic lens	●	●	●	●	●	●	●	●	●
Fog lamps								●	●
Electric dual exterior body colour mirrors with turning indicator		●	●		●	●	●	●	●
Electric dual exterior chrome mirrors with turning indicator								●	●
Chrome exterior door handles with body colour surround								●	●
Mudflaps – front	●	●					●		
Overfender flare in body colour with formed mudflaps		●		●	●	●	●	●	●
Hood scoop			●	●	●	●	●	●	●
Rear step									●
Sports bar									●
Soft tonneau									●
Side steps									●
driver									
Four spoke soft feel steering wheel	●	●	●	●	●	●	●	●	●
Leather wrap steering wheel									●
Steering wheel tilt adjust	●	●	●	●	●	●	●	●	●
Remote fuel filler door release							●	●	●
Floor mounted hand brake		●	●		●	●	●	●	●
Leather wrap gear selector								●	●
Intermittent wipers	●	●	●	●	●	●	●	●	●
Variable intermittent wipers									●
Electric rear window demist					●	●	●	●	●
Luminescent instrument cluster									●
Tachometer		●	●	●	●	●	●	●	●
Multifunction display - trip A, trip B, outside temperature									●
Multifunction display - trip A, trip B, outside temperature, instant fuel consumption and average fuel consumption									●
Bluetooth® for compatible mobile phones*									●
Reverse Park Assist (RPA)									●

* Maximum figures as per DIN regulations
 + Certain mobile phones may not be compatible with the vehicle's Bluetooth® system. Check www.holden.com.au to determine your phone's compatibility.

	Single Cab chassis			Space Cab chassis			Crew Cab chassis		
	4x2	4x4	4x4	4x2	4x4	4x4	4x2	4x4	4x2
	DX	LX V6	LX TD	DX TD	LX TD	LX TD	LX V6	LX TD	LX V6
driver continued									
Low fuel warning lamp	●	●	●	●	●	●	●	●	●
Digital clock – in-dash		●	●	●	●	●	●	●	●
Headlights left on warning buzzer		●	●		●	●	●	●	●
Cruise control									●
Mobile phone power outlet	●	●	●	●	●	●	●	●	●
Lockable fuel gooseneck cap	●	●	●	●	●	●	●	●	
sound system									
AM/FM electronic tune radio and antenna	●	●	●	●	●	●	●	●	●
Single disc CD player, MP3 compatibility and auxiliary input	●	●	●	●	●	●	●	●	●
6-disc in-dash CD player, MP3 compatibility and auxiliary input									●
2-speakers	●	●	●	●	●				
4-speakers						●	●	●	●
6-speakers									●
seating									
Kayak seat trim	●	●	●	●	●	●	●	●	●
Latitude seat trim									●
Front bench seat	●			●					
Front reclining bucket seats		●	●		●	●	●	●	●
Rear bench seat							●	●	●
cabin comfort									
Air conditioning	○	○	●	●	●	●	●	●	●
Power windows		●	●	●	●	●	●	●	●
Front ashtray and cigarette lighter	●			●					
Front ashtray and cigarette lighter (illuminated lighter)		●	●		●	●	●	●	●
Rear ashtray							●	●	●
Map reading lamp									●
Front passenger vanity mirror									●
Vinyl floor covering	●	●	●	●	●	●	●	●	●
Carpet floor covering									●
Full cloth rear door trim							●	●	●
Passenger overhead assist handles		●	●		●	●	●	●	●
Silver interior ornamentation									●
High centre console									●
storage, cargo and towing									
Sunglasses holder									●
Roof console									●
Lockable and illuminated glovebox		●	●		●	●	●	●	●
Tow hook front	●	●	●	●	●	●	●	●	●
Tow hook rear				●	●		●		●
Dual wall construction cargo tray							●	●	●
occupant safety									
Driver and front passenger airbags	●	●	●	●	●	●	●	●	●
Side impact door beams (all doors)	●	●	●	●	●	●	●	●	●
Childproof rear door locks							●	●	●
Front seat adjustable head restraints		●	●		●	●	●	●	●
Rear seat adjustable head restraints							●	●	●
Front lap/sash retracting seatbelts	●	●	●	●	●	●	●	●	●
Rear lap/sash retracting seatbelts (3)							●	●	●
Rear seat child restraint anchor points (3)							●	●	●
security									
Engine immobiliser	●	●	●	●	●	●	●	●	●
Power door locks with remote keyless entry	●	●	●		●	●	●	●	●
Radio security PIN coding	●	●	●	●	●	●	●	●	●

● standard
 ○ optional

technical specifications

	92kW, 2.4 litre 4-cylinder SOHC petrol engine	157kW, 3.6 litre Alloytec V6 DOHC petrol engine		120kW, 3.0 litre 4-cylinder common rail turbo diesel engine					
Engine	4-cylinder, SOHC multi-point fuel injection 2 valves per cylinder	6-cylinder, 24 valve, DOHC, sequential fuel injection		4-cylinder, common rail, turbo charged – intercooled electronic fuel injection					
Bore x stroke (mm)	87.5 x 100	94.0 x 85.6		95.4 x 104.9					
Capacity (cc)	2405	3564		2999					
Compression ratio (:1)	9.6	9.6		18.3					
Fuel	91 RON (ULP)	91 RON (ULP)		Diesel					
Power (DIN, kW)*	92kW @ 4800rpm	157kW @ 5300rpm		120kW @ 3600rpm					
Torque (DIN, Nm)*	207Nm @ 3200rpm	313Nm @ 2800rpm		manual: 360Nm @ 1800rpm automatic: 333Nm @ 1600rpm					
Alternator (amps)	100	120		80					
Gear ratios	5sp Man	5sp Man	4sp Auto	5sp Man	4sp Auto				
1st	4.357	3.750	3.060	4.326	2.804				
2nd	2.502	2.250	1.630	2.557	1.532				
3rd	1.501	1.370	1.000	1.490	1.000				
4th	1.000	1.000	0.700	1.000	0.705				
5th	0.809	0.730	-	0.790	-				
Reverse	3.970	3.670	2.290	3.942	2.394				
Final drive ratio 4x2	4.555	4.100	4.555	3.416	-				
Final drive ratio 4x4	-	4.300	4.777	3.727	3.727				
4x4 transfer gear ratio, low	-	2.482	2.482	2.482	2.482				
4x4 transfer gear ratio, high	-	1.000	1.000	1.000	1.000				
Manual clutch	Diaphragm spring pressure plate. Dry single clutch pressure plate with cushioning springs	Dual mass flywheel. Diaphragm spring pressure plate. Solid dry single clutch pressure plate		Diaphragm spring pressure plate. Dry single clutch pressure plate with cushioning springs					
size (mm) / capacity (kg)	240 / 560	254 / 737		275 / 700					
Automatic converter	-	Overdrive top, lock-up torque converter clutch							
4WD system	-	Push button Shift on the fly 4WD select, 2-speed transfer case, Limited Slip Differential (LSD)							
Kerb Weight (kg)*	4x2 DX	4x2 LX	4x2 LT-R	4x4 LX	4x4 LT-R	4x2 LX	4x4 DX	4x4 LX	4x4 LT-R
Single Cab chassis	1332	1446	-	-	-	1468	1637	1637	-
Single Cab chassis (auto)	-	1447	-	-	-	-	-	-	-
Space Cab chassis	-	1492	-	-	-	-	-	1687	-
Space Cab pickup	-	1602	-	-	-	-	-	-	-
Space Cab pickup (auto)	-	1628	-	-	-	-	-	-	-
Crew Cab chassis	-	-	-	-	-	-	-	1787	-
Crew Cab pickup	-	1677	1722	1792	1837	1702	-	1872	1922
Crew Cab pickup (auto)	-	1678	1723	1794	1839	-	-	1882	1932
Gross Vehicle Mass rating (kg)	2800	2800	2800	2900	2900	2800	2900	2900	2900

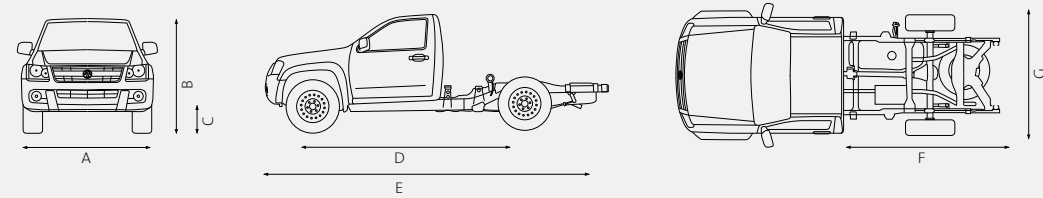
* Maximum figures as per DIN regulations

* Vehicle weights based on pre-production data including optional air conditioning. All fluid levels at their nominated capacity. Add 8kgs to stated Kerb Weight figure for models fitted with dual airbags (Kerb Weight excludes the mass of occupants, options, accessories and cargo carrying device e.g. Tray body for Cab chassis models)

	DX, LX, LT-R				
Fuel tank capacity (L)	76				
Front axles	4x2: Independent		4x4: Full floating, independent with outer constant velocity joints and inner double offset joints		
capacity	4x2: 1200kg		4x4: 1300kg		
Rear axles	Rigid semi-floating Banjo with hypoid final drive. Limited Slip Differential on all 4x4 and selected 4x2 models				
capacity	1680kg				
Suspension	Front: Independent wishbone arms. Torsion bar springs. (DX 4x2 and LX 4x2 3.0L Diesel models feature coil springs). Rear: Alloy steel semi-elliptical leaf springs and gas pressurised shock absorbers. Heavy duty springs for 4x4 Cab chassis models 'High rise' front suspension geometry offering increased ride height on all V6 4x2 models, increased ground clearance on 4x4 models				
Hubs	6 stud wheel hubs				
Steering	Rack and pinion steering. Engine speed sensitive power assistance				
Brakes	2.4L petrol DX and 3.0L turbo diesel 4x2: 256mm ventilated front discs with dual piston calipers. 254mm rear drums with leading / trailing shoes 3.6L V6 petrol 4x2 and all 4x4: 280mm ventilated front discs with dual piston calipers. 295mm rear drums with leading / trailing shoes				
Turn Circle (kerb to kerb, m)	4x2: 12.1		4x4: 12.6		
Max Towing Capacity	Without trailer brakes: 750	With trailer brakes: 4-cylinder petrol: 2000	V6: 2500	4x2 Diesel: 2500	4x4 Diesel: 3000
GCM-braked trailer (kg)	4x2: 4800	4x2 V6: 5300	4x2 Diesel: 5300	4x4 V6: 5400	4x4 Diesel: 5900
Service	Free inspection at 3000km or three months, whichever occurs first; regular service every 10000km or six months, whichever occurs first. Diesel oil change intervals: 10000km using prescribed oil				

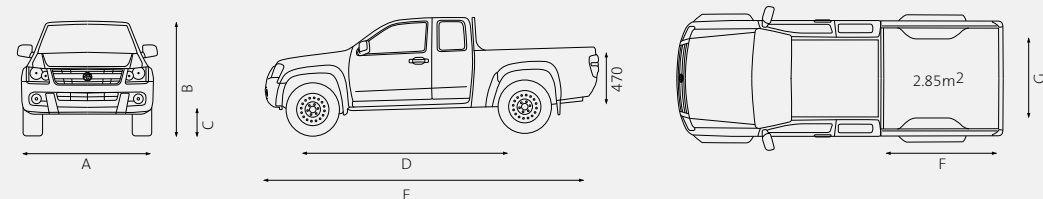
Single Cab

exterior dimensions



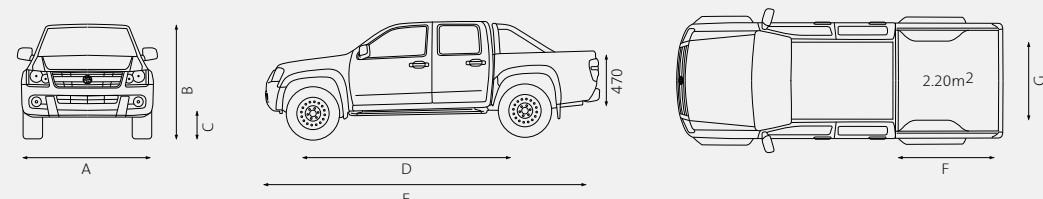
	A	A (4x4)	B	B (4x4)	C	C (4x4)	D	E	F	G
Chassis DX	1720	1800	1630	1725	190	225	3200	5000	2710#	1842
Chassis LX	1800	-	1710	-	210	-	3200	5000	2710#	1842
Chassis LX Diesel	1800	1800	1635	1725	195	225	3200	5000	2710#	1842

Space Cab



	A	A (4x4)	B	B (4x4)	C	C (4x4)	D	E	F	G	H
Chassis LX	1800	1800	1715	1730	210	225	3200	5000	2250#	1842	1842
Pickup LX	1800	-	1730	-	210	-	3050	5020	1836^	1082	1533


Crew Cab



	A	A (4x4)	B	B (4x4)	C	C (4x4)	D	E	F	G	H
Chassis LX Diesel	-	1800	-	1735	-	225	3200	4880	1795#	1842	1842
Pickup LX	1800	1800	1735	1750	210	225	3050	4900	1419	1082	1553
Pickup LX Diesel	1800	1800	1660	1750	195	225	3050	4900	1419	1082	1553
Pickup LT-R	1800	1800	1750	1750	225	225	3050	4995	1419	1082	1553

- A body width
- B height
- C ground clearance
- D wheelbase
- E length
- F tray length
- G tray width btw. arches
- H tray width

interior dimensions



Single Cab, Space Cab and Crew Cab shoulder room and front leg and head room are the same
 ^ Length - at pickup floor level
 # Exterior tray measurements (max recommended length)

How to calculate your safe driving load

You should read the following carefully, as the concepts explained could significantly influence the Colorado model you choose.

Safe operation of a light commercial vehicle demands careful attention to two vital aspects of loading: balance and safe operating limits. A vehicle that is overloaded or carries unbalanced loads, will experience reduced life due to the excess demands placed on its frame, transmission, axles, hubs and tyres.

Cab chassis recommended body lengths

When fitting a custom built body, Holden recommends following the vehicle length specifications in the vehicle dimensions section of this brochure to ensure the rear axle capacity is not exceeded. Excess overhang must also be avoided as it can affect vehicle balance and road holding, as well as departure angles on 4x4 models.

When fitting a body or tray to a Colorado Cab chassis model, your Holden Sales Consultant can advise whether the fitment proposed is compliant with vehicle and transport regulations in your state.

Generally speaking, your Holden Colorado must be correctly specified for its intended application. Inappropriate modifications to the standard vehicle specification may result in overloading which can affect:

- vehicle performance and safety
- your new vehicle warranty to the extent that Holden considers it impacts upon the specifications and quality of your vehicle

Always discuss your intentions with your Holden Sales Consultant.

Front and rear axle loads

The maximum allowable front axle load for all 2WD Colorado models is 1200kg, and 1300kg for 4WD models. For both, the maximum allowable rear axle load is 1680kg.

These limits ensure your Colorado's axles have sufficient strength to carry the total weight of the vehicle's body and mechanicals - along with cargo and passengers - and still retain a considerable capacity safety margin to cope with weight transfer as the vehicle brakes, accelerates, rolls in corners and goes over bumps.

Gross Vehicle Mass

Gross Vehicle Mass or 'GVM' is the maximum laden mass of the vehicle. It is based on design factors that include:

- strength of the vehicle frame
- suspension
- tyre rating
- axle capacities

GVM figures for the various Colorado models, engine and drive variants are provided in the technical specifications section of this brochure.

Kerb Weight

Kerb Weight is the weight of the vehicle with standard equipment - including optional air conditioning - when it is unoccupied, unladen and has its fuel tank and all other fluid reservoirs filled to their nominated capacity.

Optional accessories and cargo carrying devices - for example, the tray body for Colorado Cab chassis models - are excluded from the Kerb Weight calculation.

Kerb Weight figures for the various Colorado models, engine and drive variants are provided in the technical specifications section of this brochure.

Payload

Payload is the total mass of cargo the finished vehicle is permitted to carry, and is calculated by subtracting the vehicle's Kerb Mass and the mass of the driver, any passengers, options or accessories, including the tray or customised body from the Gross Vehicle Mass.

Before choosing your Colorado model, first think carefully about the mass of your likely load, to ensure you will not exceed the GVM. The following table may be used as a guide to help calculate the final payload of your Colorado.

Payload calculations

Vehicle:	
GVM:	kg
less Kerb Mass:	kg
less Weights for the following items (if applicable)	
Occupants:	kg
Tow bar and tongue:	kg
Bullbar:	kg
Cargo liner:	kg
Fitted body / tray:	kg
Other:	kg
Other:	kg
= Payload*:	kg

* This figure is the maximum permissible load your Holden Colorado can carry without exceeding its GVM rating. You also need to ensure that your load is balanced and is within the front and rear axle capacities.

exterior colours/cloth seat trim



Alpine White



Impulse Blue Metallic*



Royal Grey Metallic*



Sterling Silver Metallic*



Tornado Red Metallic*




Imperial Blond Metallic*




Black Sapphire Metallic*

model	exterior colours							cloth trim
	Alpine White	Impulse Blue*	Royal Grey*	Sterling Silver*	Tornado Red*	Imperial Blond*	Black Sapphire*	
DX	●			●	●			Kayak
LX	●	●	●	●	●	●	●	Kayak
LT-R	●	●	●	●	●	●	●	Latitude



Kayak



Latitude

* Metallic paints are available at an additional cost and certain colours may not be available from time to time. Variations between colours shown and actual paint colours/interior trim colours may occur due to the printing process. Actual vehicle colours may appear different under certain light conditions. Trim patterns are not to scale. Indicative only. Customers are encouraged to contact their Holden Dealer for current colour availability.

easy purchase options

Finance

SmartChoices, provided by GMAC Financial Services, is an array of automotive finance products designed to help the dream of driving a new Holden become a reality. Just select the product, term and payment structure that best suits your lifestyle, your Holden Dealer can provide more information.¹

Insurance

Holden Insurance offers a range of competitively priced insurance products, providing tailor-made protection, at the level of cover you need. For more information, call the Holden Insurance hotline on 1300 784 026.¹

Holden Leasing

Businesses of all sizes are now accessing vehicle leasing options with Holden Leasing. We operate nationally through the Holden Dealer Network and our dedicated service and support team. Our people are responsive professionals who understand your business and what it means to deliver total fleet management solutions. To find out how Holden Leasing can help you, call us on 1800 022 077.

GM Holden Card

The GM Holden Card can assist you to get into a new Holden sooner. 10% of your credit card purchases go towards a Rebate of up to \$3,000 on your new Holden² (depending on model). That's up to \$1 saving on your new Holden for every \$10 spent. There are a range of extra features including up to 45 days interest free³ on credit card purchases and a competitive interest rate. Apply⁴ online at www.holden.com.au/mastercard, or call the GM Holden Card 24hr helpline on 131 200.

ownership benefits

Holden Service

With one of the largest Service Networks in the country, Holden Dealers can supply an enviable level of customer care. Only Holden Dealership technicians have access to regular Holden factory training and equipment.

Holden New Vehicle Warranty

Every new Holden comes with a New Vehicle Warranty, covering your Holden for 3 years⁵ or 100,000 kilometres, whichever comes first. This factory backed warranty covers items including the engine, transmission, interior and exterior components. Refer to your Owner's handbook or see your Holden Dealer for full terms, conditions and exclusions.

Holden PLUS Extended Factory Warranty

Holden also offers Holden PLUS Extended Factory Warranty. Holden PLUS is a complete extension of your New Vehicle Warranty, giving you peace of mind because your car is factory backed for up to 3 additional years. The very same items covered under the New Vehicle Warranty will continue to be covered under Holden PLUS, without exclusion. The Holden PLUS Extended Factory Warranty can be purchased through your local Holden Dealer at the same time as your Holden vehicle purchase. See your Holden Dealer or call 1300 308 062 for full terms and conditions.

24 Hour Roadside Assistance

Provided for the first year of your new Holden's life⁵. Holden Roadside Assistance is one of Australia's most comprehensive assistance packages with over 3,000 Roadside Assistance patrols nationwide⁶. There to help with even the smallest service, the toll-free Roadside Assistance hotline is always open, 1800 817 100.

For more information contact

Holden Customer Assistance on 1800 033 349 Monday to Friday 8am to 7pm or Saturday 9am to 1pm EST or visit www.holden.com.au

¹ Subject to approval. ² The maximum GM Holden Card 'Core Rebate' (plus additional 'Bonus Rebate' accumulated via the Partner Program) applicable for each vehicle, accrued over a maximum of five years may be applied per eligible vehicle purchased. For the maximum Rebate applicable for each vehicle refer to the 'Maximum Rebate Levels' table at www.westpac.com.au/holden. Vehicle sales for which a fleet allowance is paid are not eligible for GM Holden Card Rebate. Earning and redemption of Rebate towards a new Holden is subject to the GM Holden Card Rebate Program Rules. ³ The interest-free period applies where the card account is fully paid by the due date each month. ⁴ GM Holden Card is approved by Westpac. Applications are subject to Westpac's normal lending criteria. ⁵ From date of first registration. ⁶ In remote or sparsely populated areas you may experience delay in obtaining Roadside Assistance. Refer to the Customer Care brochure in your glovebox for full terms and conditions of this service.