

# GRAND VITARA

 **SUZUKI**  
Way of Life!



Fog lamps available as an accessory. Alloy wheels available as a factory option

## Style & Sophistication.

Suzuki introduces the much anticipated third generation Grand Vitara. Its stylish design includes improved comfort, utility and performance, on and off road, with the power and capability to take you wherever you want to go.



The Grand Vitara has inherited Suzuki's comprehensive 4WD knowledge, ensuring powerful performance. With 3 available engines, including the 3 door, 1.6 VVT with excellent fuel consumption, the 5 door, 2.7 L V6 with ample power and torque, and the 5 door, 2.0 L combining power and torque, with fuel economy and a smooth, quiet response. If you're an avid off road adventurer or an urban go-getter, the Grand Vitara has the muscle to tackle rugged terrain and the agility needed in the city.

## Power & Manoeuvrability.

# Space & Versatility.

The Grand Vitara has the versatility and functionality you need to get wherever you want to go. The easy adjusted seating folds down flat, allowing for plenty of space and accommodates the widest variety of travel arrangements. The Grand Vitara has a smooth interior design, in perfect harmony with the stylish and sporty exterior. Quality features include an audio panel embedded into the steering wheel and climate controlled air conditioning.



Overseas audio shown

The Grand Vitara has your protection as priority. Active safety features include ABS (Anti-lock Braking System) with EBD (Electronic Brake-force Distribution). Dual front SRS airbags come standard and the built in ladder frame directs impact energy away from the cabin.

# Safety & Reliability.













Fog lamps available as an accessory

| GRAND VITARA SPECIFICATIONS AND EQUIPMENT |                        |                         |       |                         |       |                |  |
|---|------------------------|-------------------------|-------|-------------------------|-------|----------------|--|
|   |                        | 3 Door 1.6 VVT          |       | 5 Door 2.0L             |       | 5 Door 2.7L V6 |  |
|   |                        | 5MT                     |       | 5MT                     |       | 4AT            |  |
| DIMENSIONS                                |                        |                         |       |                         |       |                |  |
| Overall length                            | mm                     | 4,005                   |       | 4,470                   |       |                |  |
| Overall width                             | mm                     | 1,810                   |       | 1,810                   |       |                |  |
| Overall height                            | mm                     | 1,695                   |       | 1,695                   |       |                |  |
| Wheelbase                                 | mm                     | 2,440                   |       | 2,640                   |       |                |  |
| Track                                     | Front mm               | 1,540                   |       | 1,540                   |       |                |  |
|   | Rear mm                | 1,560                   |       | 1,560                   |       |                |  |
| Ground clearance                          | mm                     | 200                     |       | 200                     |       |                |  |
| Minimum turning radius                    | m                      | 5.1                     |       | 5.5                     |       |                |  |
| Approach angle                            | °                      | 29                      |       | 29                      |       |                |  |
| Ramp angle                                | °                      | 20                      |       | 19                      |       |                |  |
| Departure angle                           | °                      | 36                      |       | 27                      |       |                |  |
| CAPACITIES                                |                        |                         |       |                         |       |                |  |
| Seating capacity                          | Persons                | 4                       |       | 5                       |       |                |  |
| Luggage capacity                          | Max volume             | 964 L                   |       | 1,386 L                 |       |                |  |
|   | Rear seat tumble fold^ | 516 L                   |       | 758 L                   |       |                |  |
|   | Rear seat raised^      | 184L                    |       | 398L                    |       |                |  |
| Fuel tank capacity                        | Litres                 | 55                      |       | 66                      |       |                |  |
| ENGINE                                    |                        |                         |       |                         |       |                |  |
| Type                                      |                        | M16A                    |       | J20A                    |       | H27A           |  |
| Cylinders                                 |                        | 4                       |       | 4                       |       | 6              |  |
| Number of valves                          |                        | 16                      |       | 16                      |       | 24             |  |
| Displacement                              | cc                     | 1,586                   |       | 1,995                   |       | 2,736          |  |
| Bore x stroke                             | mm                     | 78.0 x 83.0             |       | 84.0 x 90.0             |       | 88.0 x 75.0    |  |
| Compression ratio                         |                        | 9.0:1                   |       | 9.5:1                   |       | 9.5:1          |  |
| Maximum output                            | KW/rpm                 | 73/5,900                |       | 103/6,000               |       | 135/6,000      |  |
| Maximum torque                            | Nm/rpm                 | 139/4,100               |       | 183/4,000               |       | 250/4,500      |  |
| Fuel distribution                         |                        | Multipoint injection    |       |                         |       |                |  |
| TRANSMISSION                              |                        |                         |       |                         |       |                |  |
| Type                                      |                        | 5MT                     |       | 5MT                     |       | 5AT            |  |
| Gear ratio                                | 1st                    | 4.550                   | 4.550 | 2.826                   | 4.550 | 3.520          |  |
|   | 2nd                    | 2.357                   | 2.357 | 1.493                   | 2.357 | 2.043          |  |
|   | 3rd                    | 1.695                   | 1.695 | 1.000                   | 1.695 | 1.401          |  |
|   | 4th                    | 1.242                   | 1.242 | 0.688                   | 1.242 | 1.000          |  |
|   | 5th                    | 1.000                   | 1.000 | -                       | 1.000 | 0.717          |  |
|   | Reverse                | 4.436                   | 4.436 | 2.703                   | 4.436 | 3.224          |  |
|   | Final gear ratio       | 4.625                   | 4.100 | 5.125                   | 3.583 | 4.300          |  |
| Transfer Gear Ratio                       | High                   | 1.000                   | 1.000 | 1.000                   | 1.000 | 1.000          |  |
|   | Low                    | -                       | 1.970 | 1.970                   | 1.970 | 1.970          |  |
| CHASSIS                                   |                        |                         |       |                         |       |                |  |
| Steering                                  |                        | Rack & pinion           |       | Rack & pinion           |       |                |  |
| Suspension                                | Front                  | MacPherson Strut        |       | MacPherson Strut        |       |                |  |
|   | Rear                   | Multi-link              |       | Multi-link              |       |                |  |
| Brakes                                    | Front                  | Ventilated disc         |       | Ventilated disc         |       |                |  |
|   | Rear                   | Leading & trailing drum |       | Leading & trailing drum |       |                |  |
| Tyres                                     |                        | 225/70R16               |       | 225/70R16               |       |                |  |
| WEIGHT                                    |                        |                         |       |                         |       |                |  |
| Kerb weight (approx) min                  | Kg                     | 1,385                   | 1,520 | 1,535                   | 1,595 | 1,640          |  |
| Gross vehicle weight                      | Kg                     | 1,800                   | 2,070 |                         | 2,070 |                |  |
| PERFORMANCE                               |                        |                         |       |                         |       |                |  |
| Maximum speed                             | Km/h                   | 160                     | 175   | 170                     | 180   | 180            |  |
| FUEL CONSUMPTION*                         |                        |                         |       |                         |       |                |  |
| CO2 emissions                             | g/km                   | 217                     | 224   | 242                     | 263   | 277            |  |
| Urban                                     | Litres/100km           | 11.0                    | 11.7  | 13.0                    | 14.9  | 15.7           |  |
| Extra-Urban                               | Litres/100km           | 7.8                     | 7.7   | 8.4                     | 8.9   | 9.3            |  |
| Combined                                  | Litres/100km           | 9.0                     | 9.2   | 10.1                    | 11.1  | 11.6           |  |

\*Figures according to ADR81/01. ^Figures according to VDA.

| GRAND VITARA SPECIFICATIONS AND EQUIPMENT           |   |             |  |             |  |                |  |
|---|---|-------------|--|-------------|--|----------------|--|
|   |   | 3 Door 1.6L |  | 5 Door 2.0L |  | 5 Door 2.7L V6 |  |
| DRIVETRAIN  |   |             |  |             |  |                |  |
| 4 x 4 system  | Full-time (4H)                                  | •           |  | -           |  | -              |  |
|   | 4-mode (4H+4H LOCK+4L LOCK+N)                   | -           |  | •           |  | •              |  |
| Centre differential LSD (Limited-Slip Differential) |   | •           |  | •           |  | •              |  |
| COMFORT   |   |             |  |             |  |                |  |
| Power steering                                      |   | •           |  | •           |  | •              |  |
| Electric windows                                    |   | •           |  | •           |  | •              |  |
| Central door locking Switch x 1 (driver's side)     |   | •           |  | •           |  | •              |  |
| Remote controlled door lock                         |   | •           |  | •           |  | •              |  |
| Climate control air conditioning                    |   | •           |  | •           |  | •              |  |
| Heater  |   | •           |  | •           |  | •              |  |
| Pollen filter                                       |   | •           |  | •           |  | •              |  |
| Audio   | Antenna   | •           |  | •           |  | •              |  |
|   | Speaker x 4                                     | •           |  | •           |  | •              |  |
|   | CD tuner + steering wheel audio switches        | •           |  | •           |  | •              |  |
| INSTRUMENT PANEL                                    |   |             |  |             |  |                |  |
| Tachometer  |   | •           |  | •           |  | •              |  |
| Information display                                 |   | •           |  | •           |  | •              |  |
| Headlamps-on and key-in-ignition reminders          |   | •           |  | •           |  | •              |  |
| Driver's seatbelt & door-ajar warning lamp          |   | •           |  | •           |  | •              |  |
| Fuel warning indicator                              |   | •           |  | •           |  | •              |  |
| 3-spoke steering wheel Urethane                     |   | •           |  | •           |  | •              |  |
| Storage compartment                                 |   | •           |  | •           |  | •              |  |
| Interior garnishes Silver                           |   | •           |  | •           |  | •              |  |
| INTERIOR  |   |             |  |             |  |                |  |
| Overhead console                                    |   | -           |  | •           |  | •              |  |
| Cabin lights  | Front map light                                 | -           |  | •           |  | •              |  |
|   | Front room light (3 position)                   | •           |  | -           |  | -              |  |
|   | Centre room light (3 position)                  | -           |  | •           |  | •              |  |
|   | Luggage room light (2 position)                 | •           |  | •           |  | •              |  |
|   | Courtesy light x 2                              | -           |  | -           |  | •              |  |
| Sun visors With vanity mirror x 2                   |   | •           |  | •           |  | •              |  |
| Day-and-night rearview mirror                       |   | •           |  | •           |  | •              |  |
| Inside door handles                                 |   | •           |  | •           |  | •              |  |
| Cup holders Front x 2, Rear x 2                     |   | •           |  | •           |  | •              |  |
| Bottle holders Front x 2                            |   | •           |  | •           |  | •              |  |
| Seat material Fabric                                |   | •           |  | •           |  | •              |  |
| Front seats   | Foot rest (driver's side)                       | •           |  | •           |  | •              |  |
|   | Lever-type seat height adjuster (driver's side) | -           |  | •           |  | •              |  |
|   | Seatback pocket (driver's side)                 | -           |  | •           |  | •              |  |
|   | Seatback pocket (passenger's side)              | •           |  | •           |  | •              |  |
| Rear seats  | Reclining                                       | •           |  | •           |  | •              |  |
|   | 50:50 split tumble-folding                      | •           |  | -           |  | -              |  |
|   | 60:40 split tumble-folding                      | -           |  | •           |  | •              |  |
| Detachable head restraint                           |   | •           |  | •           |  | •              |  |
| Armrests Rear seat centre                           |   | -           |  | •           |  | •              |  |
| Assist grips  |   | •           |  | •           |  | •              |  |
| Front and rear door trims                           |   | •           |  | •           |  | •              |  |
| Storage pockets                                     | Front doors                                     | •           |  | •           |  | •              |  |
|   | Rear doors                                      | -           |  | •           |  | •              |  |
|   | Rear quarter trim                               | •           |  | -           |  | -              |  |
|   | Luggage room                                    | -           |  | •           |  | •              |  |
| Tailgate  |   | •           |  | •           |  | •              |  |
| Luggage room under-floor compartment                |   | •           |  | •           |  | •              |  |
| Convenience hooks Luggage room                      |   | •           |  | •           |  | •              |  |
| 12V accessory sockets Front x 2, Rear x 1           |   | •           |  | •           |  | •              |  |
| Remote fuel lid opener                              |   | •           |  | •           |  | •              |  |

| GRAND VITARA SPECIFICATIONS AND EQUIPMENT   |  |   |  |   |  |   |  |
|---|--|---|--|---|--|---|--|
|   |  | 3 Door 1.6L   |  | 5 Door 2.0L   |  | 5 Door 2.7L V6  |  |
| EXTERIOR  |  |   |  |   |  |   |  |
| Headlamps   | Multi-reflector  | •   |  | -   |  | -   |  |
|   | Multi-reflector + halogen projector                                | -   |  | •   |  | •   |  |
| Green tinted windows  |  | •   |  | •   |  | •   |  |
| Body-coloured electrically adjustable outside door mirrors                            |  | •   |  | •   |  | •   |  |
| Wipers  | Front: 2-speed variable intermittent & washer                      | •   |  | •   |  | •   |  |
|   | Rear 1-speed intermittent & washer                                 | •   |  | •   |  | •   |  |
| Tailgate window demister  |  | •   |  | •   |  | •   |  |
| Body-coloured front and rear bumpers  |  | •   |  | •   |  | •   |  |
| Roof rails  |  | •   |  | •   |  | •   |  |
| Outside door handles  | Black  | •   |  | -   |  | -   |  |
|   | Body-coloured  | -   |  | •   |  | •   |  |
| Alloy Wheels  |  | -   |  | -   |  | opt   |  |
| Spare tyre cover  | Half cover with "SUZUKI" logo                                      | •   |  | -   |  | -   |  |
|   | Full cover with "SUZUKI" logo                                      | -   |  | •   |  | •   |  |
| SAFETY AND SECURITY   |  |   |  |   |  |   |  |
| SRS front dual airbags  |  | •   |  | •   |  | •   |  |
| Head-impact protection structure  |  | •   |  | •   |  | •   |  |
| ABS with EBD  |  | •   |  | •   |  | •   |  |
| Front seatbelts   | 3-point ELR with height-adjusters+ Pre-tensioners + force-limiters | •   |  | •   |  | •   |  |
|   |  | •   |  | •   |  | •   |  |
| Rear seatbelts  | 3-point ELR x 2  | •   |  | -   |  | -   |  |
|   | 3-point ELR x 3  | -   |  | •   |  | •   |  |
| Child seat tether anchorage   | x 2  | •   |  | -   |  | -   |  |
|   | x 3  | -   |  | •   |  | •   |  |
| Child-proof rear door locks   |  | -   |  | •   |  | •   |  |
| Immobiliser   |  | •   |  | •   |  | •   |  |
| High-mounted stop lamp  |  | •   |  | •   |  | •   |  |
| AT shift and key inter-locks  |  | -   |  | •   |  | •   |  |
| Side impact door beams  | Front doors  | •   |  | •   |  | •   |  |
|   | Rear doors   | -   |  | •   |  | •   |  |
|   |  |   |  | (AT only)   |  | (AT only)   |  |
| • = Standard opt = Optional   |  |   |  |   |  |   |  |
| COLOUR SPECIFICATIONS   |  |   |  |   |  |   |  |
|  |  |  |  |  |  |  |  |
| Azure Grey Pearl Metallic   |  | Bluish Black Pearl  |  | Clear Beige Metallic  |  | Graphite Grey Pearl Metallic  |  |
|  |  |  |  |   |  |   |  |
| Silky Silver Metallic   |  | White pearl   |  |   |  |   |  |
|  |  |  |  |  |  |  |  |
| Cats Eye Blue Metallic  |  | Shining Red Pearl   |  | Kashmir Blue Pearl Metallic   |  | Bright Red  |  |
| Not available in 3 door   |  | Not available in 3 door   |  | Not available in 5 door   |  | Not available in 5 door   |  |