



Das Auto.

Volkswagen Polo





Front fog lights are an optional extra for Edition and Pacific

Overseas specification vehicles are shown in this brochure.
Some features and options may not be available in Australia.



The Polo range.

The Polo range offers more focus on value and safety. Stylish, compact and sporty, the Polo is a small car that commands attention. Every model in the Polo range blends economy, practicality and value with outstanding quality, increased safety and comfort.

With three petrol engines and a remarkable turbo diesel engine available in the range, there is no shortage of choices. From the fun 3 door **Polo Edition** to the practicality of the 5 door **Polo Pacific**, the efficiency of the 5 door **Polo Pacific TDI**, or the performance credentials of the Polo GTI, there is a model to suit all needs and tastes.



4

Front fog lights are an optional extra for Edition and Pacific

Quality and innovation.

The quality of the Polo is achieved by using advanced manufacturing techniques and a rigorous design and testing process. The commitment to quality that defines Volkswagen is even more prominent in the Polo. For example, the galvanised steel panels are of such high quality that Volkswagen provides a class leading 12-year



- 01** Halogen headlights with a clear lens provide the benefit of clearer, brighter illumination.
- 02** Turn indicators are integrated into the side mirrors as an added safety feature. The side mirrors are electrically heated and adjustable.
- 03** The design of the rear light clusters provide greater illumination and give the Polo a unique look.

anti-corrosion perforation warranty. The advanced laser welding ensures that the chassis is exceptionally strong and rigid, contributing to the handling and safety of the Polo. Of course, there's an even easier way of gauging the quality of the Polo – simply shut the door. The reassuringly solid 'think' sound is all the proof you'll ever need.

The Polo has a level of quality that you can see and feel because after all it's built to last. For your added confidence, Volkswagen offers a comprehensive **3-year/100,000km warranty** that also incorporates the benefits of the **Volkswagen Assist** 24-hour roadside assistance program.



Interior.

The Polo was designed from a 'big luxury car' perspective, resulting in an interior that is quiet, comfortable and full of convenient features. From the smallest switch through to the large, **spacious feeling**, it's a showcase of **quality materials** and innovative **ergonomic design**. Features such as the height and reach adjustable leather steering wheel, front seat height adjustment and under-dash shelf are clever design touches that contribute to the comfort of the Polo.

In-car entertainment is provided by a premium CD sound system with MP3 compatibility plus distinctive blue dash illumination. The practical interior offers generous space for all passengers and the convenience of a split-fold rear seat allows a huge load space. The **semi-automatic air conditioning** incorporates a **dust and pollen filter**, to trap airborne particles so that they don't enter the cabin. Height adjustment for the front seats combined with hidden under seat storage drawers provide added comfort and flexibility.

- 01 The Polo features a spacious quality interior
- 02 Polo Edition, Pacific and Pacific TDI feature a leather steering wheel with grey decorative stitching.
- 03 In-car entertainment: The Polo features an MP3 compatible CD sound system. The standard semi-automatic air conditioning also incorporates a dust and pollen filter.
- 04 Safe and practical: All rear seat passengers are protected by a three-point seatbelt and head restraint, while the rear seat folds to provide a convenient load space.
- 05 The Polo offers front seat height adjustment with storage drawers.





Engine immobiliser
and alarm system

Door side impact protection

8

ABS Brakes

Front side airbags

Driver and passenger
front airbags

15" steel wheels

Safety.

As with any Volkswagen, occupant safety is a fundamental part of the vehicle design. So not surprisingly the Polo is equipped with a range of important safety features. The Polo provides an extremely rigid body incorporating front and side impact protection. Front and rear crumple zones absorb the energy of an impact and divert the resulting

forces around the **passenger safety cell**.

To minimise injury, the Polo Edition, Polo Pacific and Polo Pacific TDI are equipped with standard **driver and passenger front and front side airbags**. Every occupant is protected by a three-point seatbelt and head restraint. The front seatbelts are height adjustable to ensure the best



Rigid Safety Cell

Three-point seatbelts and head restraints

Front and rear crumple zones

9

possible fit and inbuilt pre-tensioners pull the seat belt tight in a collision. The entire Polo range includes as standard, an **Anti-lock Braking System (ABS)** combined with **Electronic Brake-pressure Distribution (EBD)** to enable the driver to maintain steering control and maximise braking efficiency in an emergency situation.

An impressive **optional safety package** is also available for the Polo, offering front and rear curtain airbags and **Electronic Stabilisation Program (ESP)**.



1.4 Litre Polo Edition.

Slip into the driver's seat and the upgraded luxuries of the 3 door Polo Edition are immediately evident – like the **leather steering wheel, gear lever and handbrake lever** – all accentuated with grey stitching. Polo's interior comfort and functionality have been enhanced through innovative features such as **power front windows, front seat height adjustment and storage drawers**.

The electrically adjustable and heated door mirrors and the speed sensitive power steering make light work of the smallest car space. **Illuminated vanity mirrors, reading**

lights and soft folding grab handles add to Polo's impressive list of functional features such as a **60/40 split folding rear seat**.

Stay cool in summer with the standard semi-automatic air conditioning while enjoying the sumptuous sound from the **MP3 compatible premium CD sound system** with 4 speakers. Polo's seats are refreshed with stylish new upholstery to underscore the numerous interior upgrades.



Front fog lights are an optional extra for Edition and Pacific

Exterior enhancements include 15" steel wheels and body coloured bumper and body strips, door mirrors and handles. German engineering results in the Polo Edition boasting features such as an **Anti-lock Braking System (ABS)**, **engine immobiliser with alarm system**, **remote central locking**, split/folding rear seat, as well as **driver and passenger front and front side airbags**.

The Polo Edition is powered by Volkswagen's economical 1.4 litre 59kW fuel injected engine, with fuel consumption of just 6.5L /100km* (5 speed manual) or 7.3L/100km* with the optional 6 speed automatic transmission.

*Fuel consumption figures according to Australian Design Rule (ADR) 81/01.



Front fog lights are an optional extra for Edition and Pacific

Polo Pacific.

The 5 door Polo Pacific models benefit from upgraded safety features including **front and front side airbags** and an **Anti-lock Braking System (ABS)** combined with **Electronic Brake-pressure Distribution (EBD)**. 15" Charade alloy wheels are standard. Upgraded interior details include a grey decorative stitched **leather steering wheel, gear lever and handbrake lever**, front seat height adjustment and **storage drawers**, plus an **MP3 compatible premium CD sound system with 8 speakers**. A **multi-function trip computer**, front and rear power windows, a **luggage compartment light**, and **chrome trim** around instrument gauges are further evidence of Polo Pacific's upgraded luxury. You'll appreciate the **cruise control** and semi-automatic air conditioning on longer journeys.

1.6 Litre Polo Pacific.

The Polo Pacific is equipped with a powerful 1.6L 77kW fuel injected engine, mated to either a precise 5 speed manual or optional 6 speed automatic transmission, providing fuel consumption of 7.1L/100km* and 7.6L/100km* respectively.

*Fuel consumption figures according to Australian Design Rule (ADR) 81/01.



01 The Polo Edition, Pacific and Pacific TDI feature a leather gear lever and handbrake lever, accentuated in grey stitching.

02 The Polo Pacific and Pacific TDI are fitted with 15" Charade alloy wheels.

1.9 Litre TDI Polo Pacific.

The Polo Pacific TDI combines improved safety, quality and value with Volkswagen's advanced 1.9 litre **turbo diesel** (TDI) engine. **Pumpe-Duse** technology delivers fuel in precise quantities at incredibly high pressure. The result is a more efficient and clean burning engine, delivering huge amounts of torque, effortless performance and remarkable fuel economy.

The smooth and quiet TDI offers ultra-low fuel consumption of just **5.0L/100km***, making it possible to drive up to **900km on a single tank** of 45 litres*. Producing 74kW of power and a staggering 240Nm of torque, the Polo Pacific TDI is equipped with a precise 5 speed manual transmission.

*Fuel consumption figures according to Australian Design Rule (ADR) 81/01.



Polo GTI. The badge says it all.

Just one look is all it takes to realise the Polo GTI is refreshingly different. Exhilarating. Exciting. Perhaps it's the compact 3-door body with its wide track and 15mm lowered sports suspension? Or maybe the large 16" alloy wheels and distinctive black honeycomb radiator grille

and front air intakes? Then again, it might be the unique rear bumper with dual chrome exhaust tail pipes – or perhaps it's all of the above. So step back, take a deep breath, and prepare yourself. Your Polo GTI experience is about to begin.



Convenience and detail.

Settle into the deep front sport seats with additional side bolstering and height adjustment. Let the thrill continue with design touches such as the smart chrome instrument surrounds, aluminium door sill covers, the metallic dashboard finish, the special leather and aluminium gear knob and sporty aluminium pedals. Love the touch of

distinction with the red stitching on the race-inspired leather steering wheel and seat belts – a unique Polo GTI feature. Now turn up the volume and let the 8-speaker CD/MP3 compatible sound system surround you with your favourite music.



Optional equipment.

Edition, Pacific and Pacific TDI

The Polo range offers an impressive list of options to add safety features and a personal touch to your new car. For Edition, Pacific and Pacific TDI, you can select an optional **safety package** with **curtain airbags**, front & rear plus **Electronic Stabilisation Program (ESP)**. Invite your surroundings inside and opt for a slide and tilt adjustable **electric glass sunroof**, complete with sunblind. **Front fog lights** are another choice for Edition, Pacific and Pacific TDI to add a sporty element to your car as well as an additional safety feature.

GTI

Individuality is all about choice, so the Polo GTI gives you several ways to add your own style. There's the optional anthracite **leather upholstery package** with red stitching highlights and **heated GTI sports seats** in the front, a rear central armrest or **storage pockets** behind the front seats. Naturally, the slide and tilt adjustable **electric glass sunroof**, complete with sunblind is also optional for the Polo GTI.

- 01** The optional leather upholstery adds an extra level of luxury, plus includes a front seat heating function. Leather upholstery is optional for Polo GTI only.
- 02** Electronic Stabilisation Program (ESP) is a benefit of Polo's optional safety package (standard for GTI).
- 03** The Polo range offers front fog lights, mounted in the lower bumper, adding a sporty element and an additional safety feature. Front fog lights are standard for Polo GTI.
- 04** Curtain airbags are a benefit of Polo's optional safety package (standard for GTI).
- 05** Invite your surroundings inside and opt for a slide and tilt adjustable electric glass sunroof, complete with sunblind.



Image shown is for illustrative purposes only.



Volkswagen Genuine Accessories.

Movement fascinates. In fact, there are few subjects that excite people more, that's because movement is synonymous with freedom. Our comprehensive range of genuine accessories give you the freedom to customise the look and feel of your vehicle to reflect your own personality and individual sense of style.

The product philosophy is simple – to deliver innovative technologies and premium design – right down to the finest detail. Each and every genuine accessory has been designed specifically with the Polo in mind and has been engineered and rigorously tested to ensure that it meets the same high standards of quality as the vehicle itself.

No matter what you choose you can have peace of mind knowing that any genuine accessory fitted by your local Volkswagen Dealer, at the time of your vehicle purchase will be covered by the same warranty as the vehicle itself.

For more information or to experience the full range of genuine accessories designed to suit the Polo, visit your local Volkswagen Dealer.



Roof Bar Set



Ski and Snowboard Holder



Bicycle Holder



Boot Mat, Moulded Foam



Luggage Net



Rear Window Sun Blind



Carpet Floor Mats



Headlight Protectors



Front and Rear Mudflaps



Body Kit, Front



Body Kit, Rear



CD Changer



Rear Roof Spoiler



iPod Adaptor



Rear Chrome Trim



Tow Bar



15" Tangis Alloy Wheel



15"/16" Reggae Alloy Wheel



17" Exor Alloy Wheel



17" Evolo Alloy Wheel



17" Siata Alloy Wheel

Specifications

	Edition	Pacific	Pacific TDI	GTI
Safety and Security				
Airbags				
Driver and front passenger airbags	S	S	S	S
Driver and front passenger side airbags	S	S	S	S
Curtain airbags, front and rear	P	P	P	S
Anti-theft				
Anti theft alarm system for doors, bonnet, boot and interior	–	S	S	S
Engine immobiliser (rolling code)	S	S	S	S
Security coded audio system	S	S	S	S
Visible Vehicle Identification Number (VIN)	S	S	S	S
Body				
Door side impact protection	S	S	S	S
Fully galvanised with 12 year anti-corrosion perforation warranty	S	S	S	S
Rigid safety cell with front and rear crumple zones	S	S	S	S
3 door hatch body style	S	–	–	S
5 door hatch body style	–	S	S	–
Brakes				
Anti-lock Braking System (ABS)	S	S	S	S
Brake Assist	P	P	P	S
Electronic Brake-pressure Distribution (EBD)	S	S	S	S
Red brake callipers	–	–	–	S
Child restraint				
Child seat anchor points mounted on rear seat (3)	S	S	S	S
Fog lights				
Front fog lights, mounted in lower bumper	O	O	O	S
Rear fog lamp	S	S	S	S
Head restraints				
Front height adjustable	S	S	S	S
Rear adjustable and removable (3)	S	S	S	S
Locking				
Remote central locking with deadlock mechanism (separate release for luggage compartment)	S	S	S	S
2 stage unlocking (programmable)	S	S	S	S
Automatic locking after takeoff (programmable)	S	S	S	S
One touch lock/unlock for driver	S	S	S	S
Child safety locks on rear doors	–	S	S	–
Luggage cover, removable	S	S	S	S
Seat belts				
Front height adjustable with pre-tensioners and belt force limiters (GTI with red stitching)	S	S	S	S
3 point seat belts for all passengers	S	S	S	S
Traction control				
Electronic Differential Lock (EDL)	P	P	P	S
Anti-Slip Regulation (ASR)	P	P	P	S
Electronic Stabilisation Program (ESP)	P	P	P	S
Exterior Equipment/Styling				
Body Enhancements				
Body coloured bumper bars, door handles, protective body side mouldings and outer rear view mirrors	S	S	S	S
Chrome trim on lower boot	A	A	A	A
Front lower air intake and radiator grille with black honeycomb inserts, high gloss finish in black with red outline	–	–	–	S
Rear roof spoiler	–	–	–	S
Sports body kit	A	A	A	A
Unique rear bumper with dual chrome exhaust tail pipes	–	–	–	S
Widened side sill panels	–	–	–	S
Protection				
Bonnet protector	A	A	A	A
Headlight protectors	A	A	A	A
Loading sill protection	A	A	A	A
Mudflaps, front and rear	A	A	A	A
Slimline weather shields	A	A	A	A

Specifications continued

	Edition	Pacific	Pacific TDI	GTI
Exterior Equipment/Styling (continued)				
Roof				
Bicycle, kayak, ski, surfboard and snowboard holders	A	A	A	A
Luggage rack	A	A	A	A
Roof bars	A	A	A	A
Ski and luggage box	A	A	A	A
Tinted glass				
Heat insulating tinted glass	S	S	S	S
Towbar				
Towbar with 7-pin flat trailer connector and removable tongue	A	A	A	A
Wheels				
Alloy wheels (Charade) 15x6" with 195/55 R15 tyres	–	S	S	–
Alloy wheels (Tangis) 15x6"	A	A	A	–
Alloy wheels (Reggae) 15x6"	A	A	A	–
Alloy wheels (Denver) 16x6½" with 205/45 R16 tyres	–	–	–	S
Alloy wheels (Reggae) 16x6½"	A	A	A	A
Alloy wheels (Evoló) 17x6½"	A	A	A	A
Alloy wheels (Exor) 17x7"	A	A	A	A
Alloy wheels (Siata) 17x7"	A	A	A	A
Steel wheels 15x6" with full wheel trims and 195/55 R15 tyres	S	–	–	–
Alloy spare wheel	–	–	–	S
Anti-theft wheel bolts	–	S	S	S
Full size steel spare wheel	S	S	S	–
Low tyre pressure indicator	–	–	–	S
Comfort and Convenience				
Air conditioning				
Semi-automatic control	S	S	S	S
Dust and pollen filter	S	S	S	S
Cruise control				
Cruise control	–	S	S	S
Cup holders				
Front and rear	S	S	S	S
Entry/warning reflector in front doors				
Entry/warning reflector in front doors	S	S	S	S
Floor mats				
Front and rear, carpet	A	A	A	S
Front and rear, rubber	A	A	A	A
Fuel filler flap				
Operated with central locking	S	S	S	S
Grab handles				
Soft folding at roof frame (4)	S	S	S	S
Headlights				
Halogen headlights with clear lens	S	S	S	S
Headlight-on warning buzzer	S	S	S	S
Internal headlight range adjustment	S	S	S	S
Combined headlight and fog light switch	S	S	S	S
In car entertainment				
AM/FM stereo with security coding	S	S	S	S
CD player with MP3 compatibility	S	S	S	S
CD changer, 6 disc	A	A	A	A
iPod® adaptor (not available with optional CD changer)	A	A	A	A
Speakers, front (4)	S	–	–	–
Speakers, front and rear (8)	–	S	S	S
Roof mounted antenna	S	S	S	S
Instrumentation				
Speedometer and tachometer, electronic odometer and tripmeter, service interval display, digital clock, fuel and coolant gauges, low fuel warning light, seat belt warning light, blue adjustable illumination	S	S	S	S

Specifications

	Edition	Pacific	Pacific TDI	GTI
Comfort and Convenience (continued)				
Interior highlights				
Aluminium pedals	–	–	–	S
Aluminium finish door sill scuff plates with GTI logo	–	–	–	S
Chrome trim on instrument dials	–	S	S	S
Leather gearshift knob (GTI with aluminium insert)	S	S	S	S
Leather gearshift gaiter and handbrake grip (GTI with red stitching, Edition and Pacific with grey stitching)	S	S	S	S
Metallic finish in dashboard and surrounding air vents	–	–	–	S
Interior lighting				
Interior light with time delay	S	S	S	S
Passenger reading lights, front (2)	S	S	S	S
Passenger reading lights, rear (2)	–	S	S	–
Luggage compartment				
Load restraining hooks	S	S	S	S
Luggage compartment light	S	S	S	S
Luggage compartment protection, moulded foam, moulded rubber	A	A	A	A
Luggage net	A	A	A	A
Mirrors				
Electrically heated and adjustable	S	S	S	S
Turn indicators integrated in exterior mirrors	S	S	S	S
Power steering				
Electro-hydraulic, vehicle speed and steering input sensitive	S	S	S	S
Seating				
'Easy entry' backrest release for front seats	–	–	–	S
Comfort front seats	S	S	S	–
GTI front sports seats with additional side bolstering	–	–	–	S
Height adjustment for front seats	S	S	S	S
Split folding rear seat backrest and seat base (60/40)	S	S	S	S
Steering wheel				
3 spoke leather rimmed steering wheel with grey stitching	S	S	S	–
3 spoke perforated leather rimmed sports steering wheel with aluminium inserts and red stitching	–	–	–	S
Height and reach adjustable	S	S	S	S
Storage				
Coin tray in centre console	S	S	S	S
Drawers under front seats	S	S	S	S
Glove box	S	S	S	S
Integrated lower dashboard shelf	S	S	S	S
Front door pockets	S	S	S	S
Tray on top of dashboard	S	S	S	S
Sun visors				
Driver and passenger	S	S	S	S
Trip Computer				
Multi-Function Display – trip time, trip length, average speed, average and current fuel consumption, distance till empty and outside temperature	–	S	S	S
Upholstery				
Anthracite cloth	S	S	S	–
GTI sports seats with Interlagos cloth	–	–	–	S
Vanity mirrors				
Driver's and passenger's side illuminated with cover	S	S	S	S
Windows				
Power front and rear (Pacific), with roll-back function, driver with one-touch up-down	S	S	S	S
Key operated convenience close and open feature	S	S	S	S
Sunblind for rear window	A	A	A	A
Wipers				
2 speed with wash/wipe and intermittent wipe with 4 position delay	S	S	S	S
Rear window with wash/wipe and intermittent wipe	S	S	S	S
12V accessory socket in centre console	S	S	S	S

Specifications continued

	Edition	Pacific	Pacific TDI	GTI
Optional Equipment				
Automatic transmission				
6 speed automatic with Tiptronic function and Dynamic Selection Program (DSP)	O	O	-	-
Electric glass sunroof, slide and tilt adjustable with sunblind	O	O	O	O
Front fog lights, mounted in lower bumper	O	O	O	S
Leather upholstery				
Leather upholstery with red stitching	-	-	-	O
Individually heated front GTI sports seats	-	-	-	O
Rear seat centre armrest	-	-	-	O
Storage pockets on front seat backrests	-	-	-	O
Metallic/Pearl Effect paint	O	O	O	O
Safety Package				
Curtain airbags, front and rear	P	P	P	S
Electronic Differential Lock (EDL)	P	P	P	S
Anti-Slip Regulation (ASR)	P	P	P	S
Brake Assist	P	P	P	S
Electronic Stabilisation Program (ESP)	P	P	P	S

Technical Specifications

	Edition		Pacific		Pacific TDI	GTI
Engine	1.4 Litre		1.6 Litre		1.9 Litre	1.8 Litre Turbo
Type	4 cylinder inline petrol		4 cylinder inline petrol		4 cylinder inline turbo diesel	4 cylinder inline petrol
Installation	Front transverse		Front transverse		Front transverse	Front transverse
Cubic capacity, litres/cc	1.4/1390		1.6/1598		1.9/1896	1.8/1781
Bore/stroke, mm	76.5/75.6		76.5/86.9		79.5/95.5	81.0/86.4
Max power, kW @ rpm	59@5000		77@5600		74@4000	110@5800
Max torque, Nm @ rpm	130@4200		153@3800		240@1800-2400	220@1950
Compression ratio	10.5:1		10.5:1		19.0:1	9.5:1
Fuel system	Multi-point injection system		Multi-point injection system		Bosch Electronic Damper Control with unit injectors (Pumpe Düse)	Multi-point injection system
Ignition system	Electronic		Electronic		Compression	Electronic
Exhaust emission control	Catalytic converter, oxygen sensors		Catalytic converter, oxygen sensors		Exhaust gas recirculation and oxidising catalytic converter	Catalytic converter, oxygen sensors
Emission level	EU IV		EU IV		EU IV	EU IV
Fuel type (Recommended)	Premium unleaded 95 RON		Premium unleaded 95 RON		Diesel 49CN	Premium unleaded 98 RON
Transmission	Front wheel drive		Front wheel drive		Front wheel drive	Front wheel drive
Gearbox	5 speed manual	6 speed Auto	5 speed manual	6 speed Auto	5 speed manual	5 speed manual
Performance						
0 – 100km/h	12.2	14.3	10.4	11.3	10.7	8.2

Technical Specifications continued

	Edition		Pacific		Pacific TDI	GTI
Engine	1.4 Litre		1.6 Litre		1.9 Litre	1.8 Litre Turbo
Fuel consumption[^]						
Combined, L / 100km	6.5	7.3	7.1	7.6	5.0	7.9
CO ₂ emission g/km	155	174	169	179	135	190
Fuel tank capacity, litres	45	45	45	45	45	45

[^]Fuel consumption figures according to Australian Design Rule (ADR) 81/01.

The driving style, road and traffic conditions, environmental influences and vehicle condition can in practice lead to consumption figures which may differ from those calculated with these standards.

Engine	1.4 Litre		1.6 Litre		1.9 Litre	1.8 Litre Turbo
Running gear						
Suspension						
Font axle	Independent, MacPherson struts and coil springs. Anti-roll bar. Sports suspension (GTI)					
Rear axle	Torsion beam axle, trailing arms, coil springs. Sports suspension (GTI)					
Steering						
Electro-hydraulic power assisted rack & pinion steering						
Brake systems						
Anti-lock Braking System (ABS) with Electronic Brake-pressure Distribution (EBD) and Brake Assist						
Brakes						
Front	Ventilated discs		Ventilated discs		Ventilated discs	Ventilated discs
Rear	Drums (Solid discs with optional safety package)		Solid discs		Solid discs	Solid discs
Turning circle, m	10.6		10.6		10.6	10.6

Weights	3 Door		5 Door		5 Door	3 Door
	Manual	Auto	Manual	Auto	Manual	Manual
Tare vehicle weight, kg	1077	1127	1112	1162	1222	1190
Towing capacity (12% gradient)						
Braked, kg	1000	1000	1200	1200	1200	800
Unbraked, kg	540	540	550	550	540	610
Towbar load limit, kg	50	50	50	50	50	50
Maximum roof load, kg	75	75	75	75	75	75

Exterior Dimensions						
Overall length, mm			3916		3916	
Width (excluding door mirrors), mm			1650		1650	
Height, mm			1467		1452	
Wheelbase, mm			2454		2454	
Track, mm						
Front			1418		1434	
Rear			1410		1426	

Interior Dimensions						
Boot volume, L						
Rear seat upright			270		270	
Rear seat folded			1030		1030	
Luggage compartment floor length, mm						
Rear seat upright			730		730	
Rear seat folded			1357		1357	
Boot opening width, mm			1006		1006	
Width between wheel arches, mm			955		955	
Luggage load height, mm			877		877	

Colours and Upholstery


Colours



Flash Red



Black Magic Pearl Effect



Candy White



Tosca Blue Metallic



Reflex Silver Metallic



Shadow Blue Metallic



Please note: Metallic and Pearl Effect paint are optional at an extra cost. The print process does not allow for exact reproduction of the exterior or the upholstery colours. For further details, please contact your Volkswagen Dealer.

Key

GTI only


Optional for GTI only

Edition and Pacific only

Please contact your Volkswagen Dealer for further information on colours and upholstery combinations.

Upholstery

Standard Cloths




Anthracite and Grey Cloth



Interlagos Cloth



Leather



Anthracite Leather



Owning a Volkswagen

Volkswagen New Vehicle Warranty

Every new Volkswagen passenger vehicle is covered by a 3-year/100,000km (whichever occurs first) manufacturer's warranty, which includes Volkswagen Assist (24hr roadside assistance). Every new Volkswagen passenger vehicle is also covered by a 3-year paintwork and 12-year anti-corrosion perforation warranty.

Volkswagen Assist – 24 hour roadside assistance

As a valued customer, you can be assured that wherever you travel within Australia, you will have access to roadside assistance, 24 hours a day, 365 days a year. This is complimentary for the duration of the vehicle's original Volkswagen warranty period. You will receive help in the event of a breakdown or accident and if required, your vehicle will be mobilised or transported to an Authorised Volkswagen Repair Centre.

As a Volkswagen owner you will also have access to the additional benefits of accommodation and car rental if your vehicle cannot be mobilised within 24 hours, when you are over 100kms away from home. Volkswagen Roadside Assist can also be renewed at the expiry of the original warranty, ensuring ongoing coverage for your vehicle.

Volkswagen Extended Warranty

To give you added peace of mind and the assurance of added security, you have the option to extend the factory warranty to suit your ownership cycle. If your Volkswagen was purchased new by you, we can offer you a 36 month/60,000km extension on your already existing Volkswagen manufacturers Warranty. Alternatively if your vehicle is already outside the Volkswagen manufacturers warranty period we can also offer you an extension of your factory warranty. Have the assurance that your Volkswagen remains a Volkswagen. For further information regarding warranty and extending your vehicles factory warranty, please consult your local Volkswagen dealer, refer to your owner's handbook or visit www.volkswagen.com.au.

Volkswagen Genuine Parts®

Volkswagen Genuine Parts® are designed for your vehicle and approved by Volkswagen, with particular regard to safety. The workmanship, dimensional accuracy and materials used in these parts comply with factory specifications. To ensure safety and reliability, Volkswagen recommends the use of Volkswagen Genuine Parts®. Volkswagen Authorised Dealers offer a 2-year warranty on Genuine Parts from the date of purchase.

Volkswagen Finance

Buying, Borrowing or Leasing, Volkswagen Finance will certainly make you think differently about financing and insuring your new Volkswagen. Committed to meeting the needs of Volkswagen drivers, across Australia, we offer a range of leasing, financing and insurance products, each with distinct advantages depending on your specific circumstances. Our packages are personalised to suit your individual requirements. You design your plan so that it meets your budgeting needs and can rest assured that there will be no surprises along the way. Speak to your local participating Volkswagen Dealer today to put together a financial solution that best suits your lifestyle.

Glossary

Anti-lock Braking System (ABS)

When braking, wheel speed sensors measure the road wheel speed and should one or more wheels start to lock the ABS system reduces brake pressure to that wheel. This prevents the wheels from locking during heavy or emergency braking, enabling the vehicle to remain steerable.

Anti-Slip Regulation (ASR)

ASR is a switchable traction control system that prevents the driven wheels from spinning under acceleration by reducing engine torque. It is active at speeds above 40km/h.

Brake Assist

During emergency braking, Brake Assist aids the driver by increasing the brake pressure automatically to a level exceeding the locking limit. The ABS is thus quickly brought into the operating range, which enables maximum vehicle deceleration to be achieved.

Electronic Brake-pressure Distribution (EBD)

Electronic, more sophisticated means of regulating the ratio of front/rear brake pressure. Settings are varied according to driving and load conditions to ensure each wheel is braked to the optimum extent.

Electronic Differential Lock (EDL)

EDL improves driving and steering characteristics when accelerating on road surfaces where each wheel has a different degree of traction. The system operates automatically and is combined with the ABS system. Using the ABS wheel sensors, EDL monitors the speed of the individual driving wheels. When a difference in driving wheel speed is detected (i.e. when one wheel starts to spin due to differences in road surfaces, e.g. due to water or dirt) the system brakes the spinning wheel, transferring engine power to the wheel with the best traction. EDL is active in forward and reverse and operates up to 40km/h.

Electronic Stabilisation Program (ESP)

ABS, EDL and ASR traction control systems are integrated into the Electronic Stabilisation Program (ESP). In short, ESP helps ensure that the vehicle goes where you steer it even in extreme driving conditions. The ESP system constantly compares the actual movement of the vehicle with pre-determined values and should a situation arise where the vehicle starts to skid, ESP will apply the brakes to individual wheels and automatically adjust the engine's power output to correct the problem. ESP prevents the vehicle from losing control when trying to avoid an accident, for example. It also prevents spinning off on a curve due to either understeer or oversteer.

Volkswagen is distributed by Volkswagen Group Australia Pty Ltd, The Lakes Business Park, 6 Lord Street, Botany, NSW 2019. ABN 14 093 117 876. Specifications are as planned at August 2008, for Model Year 2009 and are subject to change without notice or obligation. All Volkswagen approved parts and accessories are warranted for 2 years/unlimited kilometres. All information in this specification sheet is correct at the time of publication, however variations may occur from time to time and Volkswagen, in so far as it is permitted by law to do so, shall not be liable in any way as a result of any reliance by any person on anything contained in this specification sheet. Authorised Volkswagen dealers will provide up-to-date information on model application, design feature, prices and availability on request.

Volkswagen Insurance & Volkswagen Extended Warranty are provided by Allianz Australia Insurance Limited (Allianz), AFS Licence No. 234708, ABN 15 000 122 580. In arranging this insurance Volkswagen Financial Services Australia Limited, ABN 20 097 071 460 & Volkswagen Group Australia Pty Ltd, ABN 14 093 117 896 and the authorised dealers act as agents of Allianz and not as your agent. Volkswagen Finance is a trading name of Volkswagen Financial Services Australia Limited. Locked Bag 5009, Alexandria NSW 2015. Tel: 02 9695 6311.



Das Auto.

Volkswagen Polo

Publication: VGA1926E

Internet: www.volkswagen.com.au