



Ford presents
'62 GALAXIE &
GALAXIE/500

Ford introduces for 1962 two distinguished new series: Galaxie & Galaxie/500

— With Thunderbird styling...Thunderbird power... and quality that sets a new industry standard...a Galaxie now gives you every essential feature of far costlier luxury cars

A brilliant variation on a theme by Thunderbird, the Galaxie look will endure as long as elegance is in fashion. The car beneath the look will last for reasons that are harder to see—but easy to appreciate. — The 1962 Galaxie establishes a completely new standard of automotive quality. Parts that move are precise enough to please a watchmaker. Noise and vibration are “tuned out.” Galaxie says quality—and says it in a whisper. — Silent as a secret, swift as a rumor, Galaxie has the Thunderbird’s talent for travel . . . with Thunderbird V-8 power to bring the horizons closer. — This is the car that’s beautifully built to be more service-free—a fact now tested and proven by *five billion owner-driven miles*. Routine service is reduced to a minimum—30,000 miles on many items, no more than 6,000 miles or twice a year for the average driver on the rest. — See and appraise the new Galaxie and Galaxie/500 at your Ford Dealer’s. When you do you will surely agree: it’s pointless to pay more—or settle for less.

Cover: Galaxie/500 Fordor Hardtop and Country Squire in Corinthian White




Galaxie/500 Tudor Hardtop in Oxford Blue (Fordor Hardtop model also offered)

Galaxie/500 Hardtops

The kinship of '62 Galaxie/500 to the regal Thunderbird is most pronounced in the new hardtops. With all their looks, luxury and spirit, these 2- and 4-door hardtops most distinctly mirror the Thunderbird. Their rich appointments, high fashion interior and exterior trim, deep-pile carpeting and added insulation all bespeak quality . . . but in a whisper. Above all else, two things set these cars apart from others: Thunderbird Elegance . . . that unique combination of styling perfection, interior elegance and quality throughout. Thunderbird Performance . . . that spirited, lean-muscled brand of action that comes only from a Thunderbird V-8, by the master maker of V-8's, Ford.



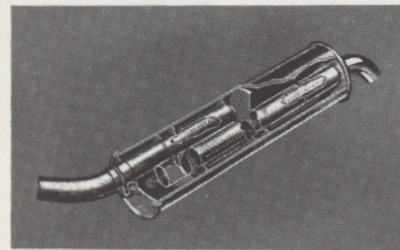


BODY INSULATION AND RUSTPROOFING

The 1962 Fords ride "silent as a secret". By every practical means known to automotive engineering, noise, vibration and ride harshness have been "tuned out". Frame members have been newly designed . . . new body insulations developed . . . to more effectively isolate the passenger compartment. And underneath, body rocker panels are zinc-armored against rust and corrosion.

SELF-ADJUSTING BRAKES

Here's additional freedom from service when you make your new car a Ford. Brakes are adjusted automatically, for the life of the linings, when they are applied as the car is backing up. Naturally, adjustment occurs only when necessary.



LONGER-LIVED MUFFLER

More service savings! Mufflers on '62 Ford are fully aluminized with short tailpipes to last up to three times as long as mufflers with long tailpipes used on '56-'59 model Fords and other cars.

GALAXIE/500 STANDARD EQUIPMENT

Additional luxury items over and above Galaxie standard equipment listed on Page 8

- * Choice of Five Distinctive Vinyl and Nylon Plastic Fabric Interiors
- * Choice of Fifteen Diamond Lustre Enamel Exteriors
- * Richly Pleated Seat Fabrics, Door and Side Trim Panels, Highlighted with Sparkling Mylar Chrome
- * Deluxe Arm Rests, Front and Rear
- * Self-regulating Electric Clock
- * Backup Lights (centred in taillights)
- * Bright-Metal Drip Rail on Roof
- * Bright-Metal Ford Crest on Rear Roof Quarter
- * Bright-Metal Fender Ornaments
- * Bright-Metal Body Side Mouldings with Complimentary-coloured insert
- * Bright-Metal Rear Fender, Wheel Opening and Rocker Panel Mouldings.

In addition, both Galaxie/500 Hardtops have a chrome-backed rearview mirror.

Galaxie/500 Sunliner standard equipment includes the above plus:

- * Vinyl-bonded Retractable Top with Black Lining in Choice of White or Black
- * Anti-ballooning Top Design, with Top Fabric Sturdily Secured to Each Roof Bow
- * Zip-out, 1,098-sq. in. Plastic Vinyl Rear Window
- * Top Boot Colour-keyed to Interior
- * Automatic Courtesy Light Under Instrument Panel

GALAXIE/500 POPULAR OPTIONS


When buyers step up to the luxury of the new Galaxie/500 series, they may choose Ford's Thunderbird 390 Special V-8 * Cruise-O-Matic transmission * Power Steering * Power Brakes * Power Windows * Power Front Seat Push Button or Manual Radio * Whitewall tires



Galaxie/500 Sunliner in Rangoon Red

Galaxie/500 Sunliner

This is the finest version yet of Canada's all-time favourite convertible. The rich vinyl interior pictured at right (one of four choices) is just a hint of how Sunliner shades the others in luxury. And in quality? Sunliner's top is anchored at *each* roof bow to prevent "ballooning" underway. It's vinyl-lined, and stows neat and trim under its colour-keyed boot. This *thorough-going* quality is characteristic of the entire car. Powered by the ultra-responsive Thunderbird "390" V-8 option, Sunliner moves with a nimbleness and flight-smoothness rivalled by only the Thunderbird itself!




Galaxie/500 Sedans

Slide in under the wheel of 1962's newest, the brilliant Galaxie/500 by Ford. The upholstery is tailored of deep-pleated nylon-plastic fabrics and leather-grained vinyls (two-tone green shown, one of 5 choices). The seat is cushioned in foam . . . comfort-high, posture-perfect. Even with a full complement of six, there's room aplenty for heads and shoulders, hips and legs. Over the road, Galaxie/500 carries you more insulated from vibration . . . more isolated from sound than you would ever imagine of a car in its price range. This is Galaxie speaking quietly of its quality.

Galaxie/500 Fordor Sedan in Silver Moss (also offered in Tudor Sedan model)



Quality by Ford...



BODY INSULATION

Sound absorbent materials in roof, dash panel, floor pan, fenders, doors, etc. thoroughly insulate the passenger compartment from road noise.

FRAME

Ford's Wide-Contoured frame surrounds passengers with the protection of double-channel side rails. Frame has new cross members especially designed to absorb harshness and vibration.


BODY STRUCTURE

A solid foundation for Ford quality. Double-ribbed floor with five sturdy cross members for underbody strength, rigidity. "Double-hat" roof supports provide greater crossover strength and rigidity for top sheet metal. Double-paneled hood and deck lid. Galvanized rocker panels. Protection against rust and corrosion. Diamond Lustre Enamel never needs waxing.

CHASSIS


New lubricants allow '62 Fords to go 30,000 miles between lubrications of major chassis components. Ball-Joint front suspension lets wheels "walk" up and over bumps, helps reduce brake "dive". Asymmetrical Rear Suspension with 60-inch rear springs mounted on the axle forward of spring centres. This design feature gives every Ford a solid, level ride . . . helps reduce rear end squat on take-off.

Ford Power Team Selector




MILEAGE MAKER SIX

Ford's standard 6 cyl. engine is your selection for top gas economy and all-round thrift as proved by billions of owner-driven miles! New Self-adjusting valves . . . short-stroke design for top efficiency with minimum maintenance. Horsepower: 138 at 4,200 rpm.



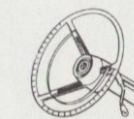
THUNDERBIRD 352 SPECIAL V-8

Turns regular gas into spirited GO—220 horsepower at 4,300 rpm! Two-barrel carburetion, direct passage intake manifold, high-lift camshaft are top features. Another feature, and a Ford "first"—all Ford engines are electronically mass-balanced in production for smooth, quiet power and long life.



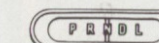
THUNDERBIRD 390 SPECIAL V-8

This is the Thunderbird's own magnificent power-plant . . . a V-8 performance masterpiece! Four-barrel carburetor, Precision Fuel Induction, aluminized valves with hydraulic lifters . . . a few of many great engine features. Horsepower: 300 at 4,600 rpm.



MANUAL TRANSMISSION

Conventional 3-speed with steering column shift lever, standard equipment on all models.



FORDOMATIC

Two-speed smoothness combined with famed reliability, minimum servicing. Kick-down for passing up to 55 mph. Available with Mileage Maker Six and Thunderbird 352 Special V-8.




CRUISE-O-MATIC


Ford's dual-range automatic with normal drive starting in low plus second range starting in intermediate for easier starts on ice or snow. A sparkling performance mate to the Mileage Maker Six or either Thunderbird V-8.

Galaxie Sedans

Without question the '62 Galaxie Tudor and Fordor Sedans are luxury cars. They are lavish in comfort, convenience and appointments . . . yet they are actually *lowest* in *price* of all '62 Galaxie series. Galaxies are luxury cars in everything but price. Compare the Galaxie Sedan standard equipment features listed below. Compare the rich vinyl-and-cloth trim (in blue, green, gray or red and white). Compare these cars critically with *any* more expensive cars you choose. The biggest difference will be what you can *save* with a Galaxie.



Popular options include *Fordomatic*, most favoured transmission option . . . the almost automatic choice of the *Console Range Radio*



30,000 AND 6,000—THE MAGIC FORD NUMBERS

Each '62 Galaxie goes 30,000 miles between lubrication of major chassis components such as suspension, steering linkage, front wheel bearings and universal joints. '62 Fords also have a new 30,000-mile fuel filter plus 30,000-mile coolant, which means normally no need for anti-freeze for two years. And Ford's super-screening Full-Flow oil filter lets you drive 6,000 miles between oil changes.


GALAXIE STANDARD EQUIPMENT

Choice of Four Distinctive Vinyl and Nylon Cloth Interiors * Choice of Fifteen Diamond Lustre Enamel Exteriors * Colour-keyed, Wall-to-wall Carpeting Bright-Metal Side Window Frames * Cigarette Lighter * Wide-Vision, Double-Swivel Safety Rearview Mirror * Dual Sun Visors * Front and Rear Arm Rests and Ash Trays * Foam-Cushioned Front Seat with Automatic Posture Control * White Lifeguard Steering Wheel with Chrome Horn Ring * White Vinyl Headlining * Dome Light Controlled by Front Door Courtesy Switches and Main Light Switch * Step-on Parking Brake with Instrument Panel Control Knob Release * Seat Belt Anchors * Illuminated Luggage Compartment (with taillights on) * Three-Speed Manual Transmission * Self-Adjusting Brakes * Single-Speed Electric Windshield Wipers * 6,000-mile Full-Flow Oil Filter * Fully-Aluminized Muffler * 30,000-mile Coolant * 30,000-mile Fuel Filter

GALAXIE POPULAR OPTIONS


For Galaxie owners who want top economy, the standard Mileage Maker Six is recommended. Those who want performance can have it lively as they like with the 352 Special, a regular gas V-8, or the brilliant Thunderbird 390 Special. Most favoured transmission option is *Fordomatic*, with dual-range *Cruise-O-Matic* available with all engines. And almost automatic is the choice of a *Push-Button* or *Manual Radio*.

Galaxie Tudor Sedan in Tucson Yellow (also offered in Fordor Sedan model)



Ranch Wagon

Years of experience and leadership in building wagons make Ford station wagons the best you can buy! As a case in point, take any one of the five Ford wagons for '62. Built big and rugged to "shoulder the load" in the backwoods for fun or in the big city on business. Four, big, wide-opening doors . . . roll-down tailgate window. Of course *every* Ford wagon has *every* Ford service-saving feature—self-adjusting brakes, longer-lived muffler, 6,000 miles between oil changes—all the rest. All this plus low Ford prices that begin with the Ranch Wagon (at right)—the big bargain of the big wagons!



RANCH WAGON STANDARD EQUIPMENT

* Choice of Three Distinctive Vinyl and Woven Plastic and All-vinyl Interiors * Choice of Fifteen Diamond Lustre Enamel Exteriors * Roll-down Tailgate Window with Manual Control * Colour-keyed Ribbed-Vinyl on Loadspace floor * Colour-keyed Textured Vinyl-coated Rubber Floor Covering * Cigarette Lighter * Front Arm Rests and Ash Tray * Wide-Vision, Double-Swivel Safety Rearview Mirror * Dual Sun Visors * Foam-cushioned Front and Rear Seats * White Lifeguard Steering Wheel with Chrome Horn Ring * Dome Light Controlled by Main Light Switch * Step-on Parking Brake with Instrument Panel Control Knob Release * Seat Belt Anchors * Three-speed Manual Transmission * Self-adjusting Brakes * Single-speed Electric Windshield Wipers * 6,000-mile Full-Flow Oil Filter * Fully Aluminized Muffler * 30,000-mile Fuel Filter

RANCH WAGON POPULAR OPTIONS

Ranch Wagon buyers can continue saving throughout ownership, with Ford's standard of engine thrift, the Mileage Maker Six. Those favouring extra "pep and pull" can select the Thunderbird 352 Special V-8. They'll find, too, that convenient Fordomatic and Power Tailgate Window pay for themselves many times over. And the Push-Button or Manual Radio will appeal to most Ranch Wagon buyers. Other options include: Power Brakes, Lifeguard Jr. door locks, Luggage Rack and Whitewall Tires.

6-PASSENGER SEAT FOLD-DOWN

New Ford 6-passenger wagons feature the newest, quickest and easiest-folding second seat in the wagon world! To convert it, simply (1) release dual safety latch (which operates from either side of the car to save you steps). (2) Push the seat forward and over on top of the cushion. (A torsion bar assist makes this child's play . . . helps you again when you raise the seat.) Back plate slips neatly into place by itself, and you have flat, level loadspace from front seat to tailgate!



Ford's Ranch Wagon in Ming Green



Ranch Wagon Interiors

Colourful, durable, washable and long wearing . . . these are just a few of the attractive features of the Ranch Wagon interiors. Even more attractive is the white vinyl headliner . . . the beautiful all-vinyl seat and trim materials in beige or blue, or optional red and white. Sew-thru pleats assure years of hard, rugged wear!

Country Sedans

Country Sedans are the "more-the-merrier" Ford wagons—one carries six, the other nine—and they're among the most popular wagons built by Canada's wagon specialists. The 6-passenger model has features enough to top any wagon lover's preferred list; spacious, convenient, *all-in-one-place* loadspace . . . new, quick-converting second seat . . . foam-cushioned front *and* rear seats and a long list more! The 9-passenger Country Sedan stands out in any company with its forward-facing seats for *all* nine passengers . . . power tailgate window (standard) and the many fine-car features it shares with beautiful Country Squire (Page 14)!


COUNTRY SEDAN STANDARD EQUIPMENT

Additional luxury items over and above Ranch Wagon equipment listed on Page 10:

- * Choice of Four Distinctive Vinyl and Woven Plastic and All-vinyl Interiors
- * Power Tailgate Window on 9-passenger Model (optional on 6-passenger)
- * Removable Third Seat on 9-passenger Model
- * Rich Mylar Chrome Highlights in Seat Fabric, Door and Side Trim Panels
- * Bright-Metal Roof Bows
- * Arm Rests, Front and Rear
- * Bright-Metal inserts in Instrument Panel Control Knobs
- * Dome Light Controlled by Front Door Courtesy Switches and Main Light Switch
- * Bright-Metal Drip Rail on Roof
- * Bright-Metal Side Window Frames
- * Bright-Metal Body Side Moulding with Complimentary-coloured insert
- * Bright-Metal Fender Ornaments
- * Grille Styling Repeated on Rear Panel

COUNTRY SEDAN POPULAR OPTIONS

Country Sedan owners who show a preference for V-8 "punch", can have the standard Thunderbird 352 Special V-8 or high-stepping Thunderbird 390 Special V-8. Cruise-O-Matic, with its 2-drive-range versatility, is a fine choice in "automatics". Power Steering and Power Brakes will find favour with many owners, while the Push-Button or Manual Radio is a near "must". For added safety and comfort, Ford's Padded Dash, Seat Belts and Tinted Windshield are well worth considering.



9-PASSENGER SEAT FOLD-DOWN

To convert Ford 9-passenger wagons (1) rotate seat cushion forward and lower support legs to rest squarely on floor. (2) Release safety latches behind second seat and flip down seat back. (Second seat is divided so one-third may be lowered to provide a "walk-through" to the rear and still leave two-thirds up for passengers.) With second seat down, (3) simply slip out third seat from cushions and flip down seat back. Loadspace provided totals 93½ cu. ft.—over 10 feet to end of open tailgate (over 8 feet with tailgate closed)!



6-passenger Country Sedan in Corinthian White (offered also in 9-passenger model)



Country Sedan Interiors

A choice of four stunning Country Sedan interiors enables you to colour-key your interior choice to exterior colours. All vinyl upholsteries in green, blue, beige or red and white are available, with smart white vinyl headlining. Door panels and dash colour match the upholstery . . . giving not only long-lasting wear and durability, but stunning beauty as well!



9-passenger Country Squire in Raven Black (also offered in 6-passenger model)

Country Squires

Here is exclusive elegance and distinction from the finest the wagon world has to offer . . . Country Squire. For its interior speaks of Galaxie luxury . . . its quiet way with the road whispers of Ford quality . . . its spirited V-8 action murmurs Thunderbird. Choose either the 6- or 9-passenger Country Squire; each includes many standard features tagged "extra" on lesser wagons. (Power tailgate window, for example.) Country Squires, convert to their 93½ cu. ft. of cargo space just as fast . . . to work just as hard as the other Ford wagons!

COUNTRY SQUIRE STANDARD EQUIPMENT

Additional luxury items over and above Ranch Wagon and Country Sedan equipment listed on Pages 10 and 12:


★ Distinguished Wagon Styling, with Limed Oak Glass Fibre Mouldings Enclosing Walnut-grained Steel Panels on Body Sides and Rear ★ Power Tailgate Window Standard on Both 6- and 9-passenger Models ★ Choice of Seven Distinctive Vinyl-Plastic Cloth and All-vinyl Interiors ★ Choice of Eleven Diamond Lustre Exteriors ★ Richly Pleated Seat Fabrics, Door and Side Trim Panels, Highlighted with Sparkling Mylar Chrome ★ Colour-keyed Wall-to-wall Carpeting (textured vinyl on 9-passenger third seat floor) ★ Self-regulating Electric Clock ★ Chrome-backed Rearview Mirror ★ Backup Lights (centered in tail lights).

COUNTRY SQUIRE POPULAR OPTIONS

Country Squire buyers can select from a wide range of options in keeping with Squire elegance. For Power they choose Thunderbird 390 Special V-8 (identified with distinctive "390" fender emblem) and Cruise-O-Matic Drive. If they want to go "fully automatic", they can select Power Front Seat, Power Windows, Power Steering and Power Brakes.

LOADSPACE FOR CARGO AND PEOPLE


Behind the front seat there's 93½ cu. ft. of space—wide (over 5 feet) from side to side, long (over 10 feet) to open tailgate (over 8 feet with tailgate closed). Tailgate opening is over 4 feet wide . . . loading height just over 2 feet. And the luggage rack (available as an accessory) increases carrying capacity considerably!



COUNTRY SQUIRE INTERIORS


are as beautiful and luxurious as the distinguished exterior styling. You have a choice of seven distinctive vinyl and nylon-plastic cloth and all-vinyl interiors. Wall-to-wall carpeting is colour-keyed, as are richly pleated seat fabrics. Door and side trim panels are high-lighted with sparkling Mylar chrome.

Options & Accessories



POWER TAILGATE WINDOW

Raised or lowered smoothly and quietly by electric motor in tailgate. Power can be controlled right from driver's seat by toggle switch on instrument panel, or by turning key in tailgate lock. Built-in safety device prevents window movement when tailgate is down. (Std. on Country Squires, 9-passenger Country Sedan.)



WHEEL COVERS

Stylish, bright-metal wheel covers add distinctive highlights to your new '62 Ford. Covers snap on easily and firmly. Shown above, it carries distinguished Ford lion crest and attractive red-white-blue band on hub.

BACKUP LIGHTS

Centred in Ford's big, circular taillights, they flood the area at rear with twin beams of light when the car is in reverse, illuminate the drive path for safer, easier night driving. (Std. on Galaxie /500 and Country Squire.)

PLUS

. . . Rear Radio Speaker ★ Whitewall Tires (narrow band type) ★ Tinted Glass Windshield ★ Electric Windshield Washer and 2-Speed Electric Wipers ★ Exterior Rearview Mirror ★ Interior Non-Glare Mirror ★ Two Tone Paint ★ License Plate Frames ★ Ventilated Seat Cushions ★ Contour Floor Mats (front, rear, twin front) ★ Tissue Dispenser ★ Heavy-duty Suspension ★ Bumper Guards ★ For full particulars ask your Ford Dealer for an Accessories Catalogue.

1962 Galaxie Specifications

ENGINES: 138-hp Mileage Maker Six (Standard)—223-cu. in. displ.; 3.62" bore x 3.60" stroke; 8.4 to 1 comp. ratio; regular fuel; single venturi carburetor; manual choke; aluminized valves with mechanical automatic adjusters; precision-moulded crankshaft with four main bearings; oil capacity, with filter change, 4 qt.; single exhaust. 220-hp Thunderbird 352 Special V-8 (standard)—352 cu. in. displ.; 4.00" bore x 3.50" stroke; 8.9 to 1 comp. ratio; regular fuel; 2-venturi carburetor; automatic choke; aluminized valves with hydraulic lifters for automatic valve adjustment; precision-moulded crankshaft, copper-lead main (five) and con. rod bearings; oil capacity, with filter change, 5 qt.; Y-type single exhaust (dual on Sunliner).

300-hp Thunderbird 390 Special V-8 (optional)—390-cu. in. displ.; 4.05" bore x 3.78" stroke; 9.6 to 1 comp. ratio; premium fuel; 4-venturi carburetor; automatic choke; aluminized valves with hydraulic lifters for automatic valve adjustment; precision-moulded crankshaft, copper-lead main (five) and con. rod bearings; oil capacity, with filter change, 5 qt.; dual exhausts.

ENGINE FEATURES: For greater economy and longer life, Ford engines have Short Stroke, low-friction design; Deep-Block construction; Free-Turning overhead intake and exhaust valves; Super-Filter air cleaner with reusable element; High-capacity in-line 30,000-mile fuel filtering system; Full-Flow disposable-type oil filter; Cross-Flow cooling system with separate top reserve tank and 180° Positive-Action thermostat; new year-round 30,000-mile coolant; 12-volt electrical system; weatherproof ignition with constant resistance wiring and air-cooled distributor points; triple-seal 18-mm. Turbo-Action spark plugs; 66-plate, 55-amp-hr battery (78-plate, 65-amp-hr with Special V-8's and automatic transmissions); single muffler all-aluminized (dual mufflers of aluminized and stainless steel) with aluminized integral tailpipe(s) mounted at rear of frame. All engines electronically balanced for extra smoothness.

CLUTCH and MANUAL TRANSMISSIONS: Semi-centrifugal clutch with full-weighted levers for more positive engagement; suspended pedal. Face diameter—9½" with Six, 11" with 352 Special and 390 V-8's. 3-Speed transmission has new clutch interlock in low and reverse: ratios (to 1); Six—1st 3.20, 2nd 1.85, direct 1.00, rev. 3.88; 352 Special and 390 V-8's—1st 2.37, 2nd 1.51, direct 1.00, rev. 2.81.

AUTOMATIC TRANSMISSIONS: Torque converter in combination with compound planetary gear set. Effective engine braking in "L" position. Liquid cooled. Selector lever on steering column, illuminated quadrant on instrument panel. **Fordomatic Drive** (optional with Standard Six and V-8) features simplified design, lightweight cast-aluminum construction, minimum servicing. Two forward gear ratios, one reverse (to 1): low 1.75, direct 1.00, rev. 1.50; converter (stall) 2.6 with Six, 2.5 with 352 Special V-8. In "D" range gives brisk, smooth starts in low. New vacuum control provides smoother shifting, minimum servicing. Selector sequence P-R-N-D-L. **Cruise-O-Matic Drive** (optional with all engines) features lightweight construction with cast-aluminum converter housing. Two selective drive ranges: "Drive" (green dot) starting in low for all normal driving, or alternate drive position (white dot) starting in intermediate for more sure-footed driving on slippery surfaces. Three forward gear ratios, one reverse (to 1): low 2.40, intermediate 1.47, direct 1.00, rev. 2.00; converter (stall) 2.1. Vacuum control provides smooth, precise and permanently coordinated-with-engine shifting, minimum servicing. Selector sequence P-R-N-DRIVE-L.

REAR AXLE: Semi-floating type with deep-offset hypoid gears. Straddle-mounted drive pinion. **Torque-Tailored Axle Ratios (to 1):**

Conventional Drive—3-Speed Manual; Wagons 3.89 with Six, 3.56 with Special V-8's; Other Models: 3.56 with all engines; **Fordomatic Drive**—Wagons: 3.56 with Six, 3.00 with 352 Special V-8; Other Models: 3.56 with Six, 3.00 with 352 Special V-8. **Cruise-O-Matic Drive**—all models: 3.56 with Six, 3.00 with Special V-8's; **Optional:** Heavy-duty axle for wagons with higher capacity wheel bearings, larger diameter shafts.

WIDE CONTOURED FRAME: Strong box-section design with flexible inner channel, new more flexible front cross members and other refinements to reduce road harshness and vibration for softer, more luxurious ride. Sunliner has 4 cross members plus X-member, others have 5 cross members. Side rails extend outside passenger area, for better foot room and increased side protection. Silent-Grip body mounts.

FRONT SUSPENSION: Swept-Back, Angle-Poised Ball-Joint type with wide base coil springs for softer ride, easier steering. Ball joints packed with special 30,000-mile grease retained by full life seals. With V-8 models and Six in wagons, front end has rubber-bushed ride stabilizer to control roll on turns. Internally mounted shock absorbers.

REAR SUSPENSION: Asymmetrical, variable-rate design with rear axle located well forward from centre of springs for anti-dive and anti-squat on braking and acceleration. Extra-long, gentle-rate, leaf-type springs with wide spring base provide a soft, stable, leveled ride. Outboard mounted. Tension-type shackles. Diagonally mounted shock absorbers.

STEERING: Precision-control, low-friction recirculating-ball type steering gear with anti-friction bearings throughout plus high ratio for easier steering. Flexible coupling in steering shaft insulates steering wheel from road shock. Symmetrical linkage with nylon bearings in tie-rod and pitman arm pivots are packed with special 30,000-mile grease retained by full life seals. Over-all steering ratio 30 to 1; with power steering, 25 to 1. Turning diameter approx. 41 ft.

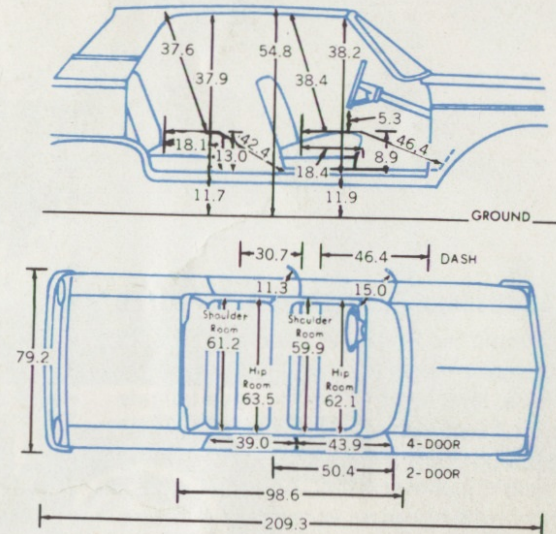
BRAKES: Self-adjusting hydraulic brakes of double-sealed, self-energizing design. Brakes adjust automatically when applied while car is moving backwards. Easy-operating suspended pedal. Dash-mounted master cylinder. Grooved 11-inch composite drums for maximum cooling. Total lining area is 234 sq. in. on wagons, 212 sq. in. on other models. Foot-operated parking brake with pull-out release knob on instrument panel. Optional Swift Sure power brakes have special low pedal and power reservoir tank.

TIRES: 4-ply, black, tubless with Tyrex rayon cord and Soft-Tread design. Safety-type rims. Wagons—8.00 x 14 on 6" rims. Other models —7.50 x 14 on 5½" rims. White narrow band sidewall tires optional. For wagons optional 8.00 x 14 6-ply tires recommended with heavy-duty suspension and axle options for greater cargo-carrying capacity.

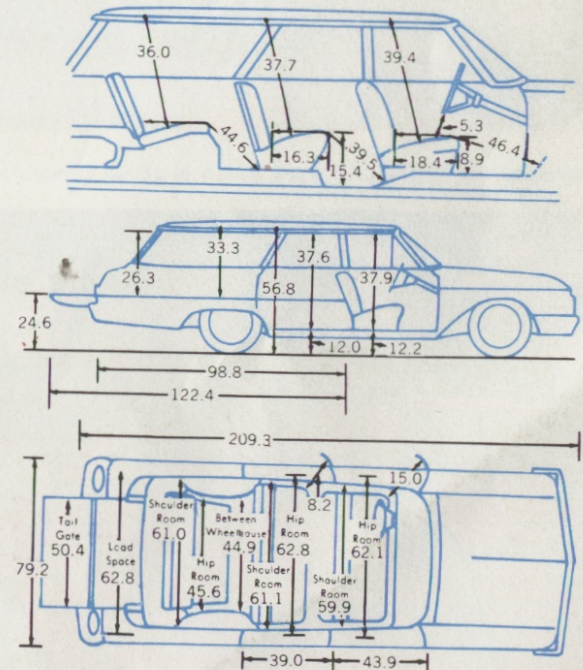
PRICES: All Power Assists, Optional Equipment and Accessories as well as some of the items illustrated or referred to as optional or available in this catalogue are at extra cost. For the price of the model with the equipment you desire, see your Ford Dealer.

Comparative information in this catalogue was obtained from authoritative sources, but is not guaranteed. The specifications contained herein were in effect at the time this catalogue was approved for printing. Ford Motor Company of Canada, Limited, reserves the right to discontinue models at any time, or change specifications or design without notice and without incurring obligation.

SEDAN AND HARDTOP DIMENSIONS*



STATION WAGON DIMENSIONS*



*119" wheelbase; wide treads; 61.0" front, 60.0" rear.

Ford Motor Company of Canada, Limited

