

# ELECTRA



—BUICK 1985—



## THE NEW BUICK PARK AVENUE. SAVOR ITS OUTER BEAUTY, DELIGHT IN ITS INNER WISDOM.

Yes, this is the new Buick Park Avenue. A car this innovative and well-engineered just doesn't happen overnight.

For what you see here and on the next 10 pages is the result of years of hard work.

It's been a labor of love, really, to bring a Buick Park Avenue or Electra this advanced into being. And we're quite proud of it.

Few North American cars have come close to offering all that you'll discover here. Then again, this one's different. This one's a Buick.

Here are a few specifics:

**Front-wheel drive.** Totally new to the Park Avenue and Electra. It pulls you through all kinds of weather. And offers engineers the opportunity to provide plenty of room for six.

**MacPherson strut independent front suspension.** For smooth ride and handling. The coil spring is barrel shaped, to save space.

**Transverse-mounted 3.8 litre engine.** It has Multi-port Fuel Injection. (Engine shown in inset.) Standard on the Park Avenue and T TYPE.

**Rack-and-pinion power steering.** Helps provide precise control.

**Vented front disc brakes.** Power-assisted for fade-resistant stops.

**Front-hinged hood.** Opens forward for ease of service.

**Six-passenger seating.** Interior dimensions are about the same as the previous Park Avenue and Electra.

**Integrated body and frame.** Solid and rattle-free. Assembly line robots align it, weld it, and hold it to incredibly tight tolerances.

**Independent rear suspension.** Smooths the ride for impressive road holding on rough or uneven surfaces.

**Clearcoat finish.** Provides extra depth and added lustre.

**Serviceability.** Transverse engine mounting makes spark plugs accessible. Dipsticks easily located for fluid level checking.


**Automatic level control.** Compensates for the extra weight of passengers and baggage by sensing that weight and automatically raising or lowering the rear

suspension to help maintain a smooth, level ride.

**Spacious trunk.** Deep, wide, and carpeted.

**Flush-mounted windshield and back window.** Both improve aerodynamics. The windshield design contributes to a quiet interior.

**Four-speed automatic transmission with over-drive.** Smooth shifting and responsive.



Park Avenue Sedan

Inset: 3.8 litre engine.

## INSIDE, THE NEW BUICK PARK AVENUE SPARKLES WITH NEW IDEAS. ADVANCED TECHNOLOGY. TRADITIONAL BUICK COMFORT.

Before you is the new Buick Park Avenue interior. The thinking is new. The comfort is traditional. And the luxury is remarkable. All invite your close inspection.

Even though the new Park Avenue Sedan is shorter, narrower, and lower than the previous Park Avenue, its interior dimensions are remarkably similar, with room for six adults.

As a driver, settle back in a seat that features



Park Avenue leather-trimmed interior available at extra cost.

6-way power adjustment, standard. Even here, the 55/45 front seats exhibit advanced thinking. Thin seat profiles save room, while allowing deeply padded upholstery and a fold-down armrest for the driver.

Instrumentation includes a new electronic speedometer with accuracy controlled by quartz crystal. A resettable trip odometer is also standard. Rocker switches and thumbwheel rheostats control lighting, and both radio and comfort controls are easily reached by driver and passenger. Defrost air flows through windshield and front side window outlets. Entry and exit are aided by thoughtful courtesy and door-mounted warning lights.

Soft chimes are standard in place of warning buzzers. One electronic chime serves as a seat belt reminder. Another, for "headlamps on." And yet another when you've left the key in the ignition.

Park Avenue's interiors reflect our best contemporary thinking. The seats are covered in rich velour in a choice of five colours. Genuine leather in seating surfaces is also available.

Here's something special we're doing: we're taking particular care sewing the upholstery to match patterns and help eliminate loose threads. We're cutting and bonding the carpet dielectrically and sonically. What this exotic sounding process means is better carpet joints without staples and cements. The result is very smooth, close-tolerance fits. And no wrinkles. Truly, Park Avenue stands up to the closest inspection.

Lavish use of sound deadeners and acoustic insulation, including a fiberglass headliner, brings a special inner quiet to Park Avenue. Even the door locks work more quietly and with reduced effort.

The new Park Avenue's interior is obviously a fresh approach to traditional Buick comfort and luxury.



**THE PARK AVENUE SEDAN.  
IT STANDS TO REASON THAT  
WE CALL PARK AVENUE OUR  
STANDARD OF EXCELLENCE.**

When it comes to standard equipment, our Park Avenue has few peers. And when it comes to a standard of excellence, Park Avenue has no peers.

The Buick Park Avenue beckons you with a most impressive array of standard features. Its clearcoat finish is highlighted by tastefully painted body accent stripes. Body colour applique between the doors is accented by electroluminescent coach lamps. A wide body-side moulding is carefully integrated with the front and rear bumpers. It is styling and function blended into an outstanding form.

Inside, Park Avenue offers you more of the same. A multi-position tilt steering column, Electronic Cruise Control with acceleration feature, electronically tuned AM-FM stereo radio with seek and scan tuning and digital clock. Plus the security of an electric fuel filler door release and electric door locks can be counted among its many standard luxuries.

Some of Park Avenue's new available equipment is truly fascinating. There's a keyless entry system that eliminates the need for a key to open the driver's door. An electrically heated, outside rearview mirror that works with the rear window defogger. And the audiophile-quality Delco GM/Bose Music System, the first system to fully integrate the interior and electronics to produce symphonic-quality sound.

Speaking of quality, the Park Avenue is built with meticulous care. Body fits are subject to super-accurate electronic inspection. Power windows are operated and checked to make sure they

are properly quiet. Air conditioners are turned on and off repeatedly for correct operation. These are but some of the hundreds of stringent quality checks that mark the care put into this new Park Avenue.

However, it's in the driving that this elegant new Park Avenue shows its outstanding attributes. There is a whole new precision. A sense of solidity and balance. Much of this is due to an all-new

independent rear suspension that adds new dimension to Park Avenue ride and handling. Whitewall steel-belted radial tires link Park Avenue to the road. You can even order them with the distinctive available aluminum alloy wheels shown in the inset.

The new Park Avenue Sedan. With an impressive array of standards that sets a new standard in North American luxury cars.



Park Avenue Sedan

Inset: Park Avenue Sedan

**THE PARK AVENUE COUPE.  
A BRAND-NEW SHAPE  
WRAPPED AROUND A FINE  
BUICK TRADITION.**

A shape this aerodynamic, this definitive, is daringly different for a North American luxury car. Underneath it all, though, you'll find comfort and luxury in the grand Buick tradition as well as large amounts of the latest engineering.

Under Park Avenue's smooth, front-opening hood is some of the best evidence of this advanced thinking. The engine, 3.8 litres of smooth power, represents Buick technology at its best.



Park Avenue Coupe

Inset: Multi-port Fuel Injection Nozzles.

This engine has Electronic Multi-port Fuel Injection that completely eliminates the traditional carburetor. In its place, there is an injector nozzle (shown in inset) at each cylinder, which sprays a precise amount of fuel right at the intake valve during every engine revolution. This enables the fuel and air to mix right next to the cylinder, rather than way up in the carburetor. The result is increased power and fast engine response.

Gone are the idle jets, power jets, metering rods, floats, separate idle passages and complex mechanical linkage of the traditional carburetor. In their place, electronic management of fuel and air.

Incoming air flows over an electronically heated film called a mass air flow sensor, located in the air intake. A microprocessor measures the cooling effect of incoming air and calculates its mass. This calculation is fed to a central microprocessor that analyzes the engine's exact fuel, air, and spark needs about 84 times every second.

Two tiny microprocessors replace a number of complex mechanical parts. It's this simplicity that's the key to Electronic Multi-port Fuel Injection.

Power is coupled to the front wheels through a four-speed automatic transmission with overdrive. Steering is power rack-and-pinion. MacPherson struts cushion each front wheel independently. An all-new independent rear suspension with coil springs, struts, and stabilizer bar provides Park Avenue with impressive ride and handling. Automatic level control is also standard.

The new Buick Park Avenue. Its shape, chassis and powertrain are fresh and contemporary. But its tradition of luxury and solid Buick comfort continues.



## AN ERGONOMIC APPROACH TO COMFORT AND CONTROL.

Before you is an instrument panel that demonstrates some of our best work in the area of "ergonomics" or human engineering. Thumbwheel controls for panel lighting and rocker switches for parking lights and headlamps are logically designed and readily accessible. Other controls, mounted on the steering column, put windshield washers, turn signals, Cruise Control and headlamp dimming right at your fingertips.

Added to the inside of the new Park Avenue are such thoughtful standard features as a lighted passenger vanity mirror. And an ingenious retractable coat hanger for the Park Avenue Sedan.

We have brought our Park Avenue and Electra to the forefront of comfort, control and convenience by rethinking the whole relationship of driver to car.

Take our available Electronic Touch Climate Control, for instance. Touch the "warm" or "cool" squares to change the temperature, which is digitally displayed one degree at a time. Touch another area to display the outside temperature. Other touch areas control defog and fan speeds. Each touch is confirmed by an audible "beep". The unit maintains the temperature you've set automatically.


Then there's the full-feature Electronically Tuned Receiver (ETR) which is standard in Park Avenue and available on other models. This 2000 Series receiver has separate bass and treble tone controls, seek tuning, scan tuning and digital clock.

A power Memory Seat option is also available for the driver. With it, two drivers can program the seating position that's perfect for them. A micro-processor stores the data and returns automatically to either selected position at the touch of a button.

The Electronic Cruise Control, standard on Park Avenue and available on Electra, now features an "accelerate" button which allows you to increase speed at a controlled rate. The available

Twilight Sentinel automatically activates headlamps at dusk and features a timer that keeps headlamps on for a programmed length of time after you leave the car.

Standard power window controls are "tuned to your fingertips": concave ones lower the windows, convex ones raise them. Electric mirror controls are also mounted on the driver's armrest on Park Avenue for convenience.



Park Avenue instrument panel.

Inset: Door-mounted driver control panel.

## THE ELECTRA T TYPE. AN ENTHUSIAST'S BUICK THAT CAN MAKE A BELIEVER OUT OF THE MOST RIGIDLY ENTRENCHED SKEPTIC.

Some would call it a natural extension of the Buick philosophy. We call it simply: Electra T TYPE. Here, for the first time, is an Electra with road manners which rival those of some of the world's most respected cars.

Like other Buick T TYPEs, this one really looks the part. There are black accents on the grille and around the windows, and dark gray accents around the taillights that leave no doubts as to the

T TYPE's sporting character.

P205/75R14 steel-belted blackwall radial tires and special 14" x 6" aluminum alloy wheels complement Electra T TYPE's strong visual statement.

But all this visual strength would be meaningless if it weren't backed up by refined cornering and handling. It is. Underneath, there's Buick's Gran Touring suspension. A combination of higher-rate springs, larger shock absorbers, and bigger front and rear stabilizer bars. Make no mistake; this Electra T TYPE has a distinctly firm, flat, highly controlled ride, which makes it an absolute revelation on the kinds of roads that were once the exclusive playground of expensive European marques.

Power is supplied by a 3.8 litre engine with Multi-port Fuel Injection (MFI), which is discussed in greater detail on page 5.


Sporting interior appointments are provided to Buick by designers who are obviously enthusiasts. That explains Electra T TYPE's exclusive seat design. Cloth trim is standard (leather in the seating area, shown in inset, is available at extra cost), as is a six-way power adjustment for the driver's seat.

The 45/45 front seating is firm, yet comfortable, offering solid lateral support without the hardness common to many fine touring automobiles.

Between these seats is an innovative armrest and storage console. Lift the armrest and you'll discover a map pocket. Under two sliding covers on the console is storage for sunglasses, cassette tapes, and garage door opener.

Brushed stainless steel T TYPE trim on the instrument panel and leather-wrapped sport steering wheel further accent the interior.

Make no mistake about it, this is a car for those who really love to drive. The Electra T TYPE was conceived to bring the highest levels of Buick luxury to the sporting driver. It has obviously succeeded.



Electra T-Type Sedan

Insert: Available leather interior.



## BUICK ELECTRA 300, 380 & 430. THE NUMBERS SIGNIFY PERSONALITY.

The numbers tell you which engine is in any given Buick Electra. An Electra 300 has a 3.0 litre V-6 engine, standard. Order the available 3.8 litre electronically fuel-injected engine, and you have the Electra 380. An Electra with the available 4.3 litre diesel V-6 becomes an Electra 430.

In all cases, a four-speed automatic transmission with overdrive is standard.

This particular series offers the same front-wheel-drive technology. The same fine ride and handling. The same generous seating for six. A range of thoughtful standard power assists. And much more. The difference, of course, is that this Electra series has its own special personality, just as the Park Avenue and the T TYPE have theirs.

Like the other Electras, the Buick Electra 300 rides on a fully independent suspension with automatic level control. Turns with the precision of power-assisted rack-and-pinion steering. Enjoys the quiet brought about by extensive acoustic insulation and sound deadeners. Integral all-welded body-frame construction. A separate cradle for the engine that isolates it from the body for a quiet ride. And the sure-footedness of P205/75R14 steel-belted radial tires with all-weather tread design.

This Electra was manufactured with features you'll never see. A roof design that eliminates exposed spot welds. Special sealing tapes, resins, and hot melt seals. A cleaning and washing system that helps keep foreign substances out of the electrophoretic paint system. And, a plastisol protectant that is sprayed automatically for even

coverage and smooth appearance in critical stone chip areas.

You do see the last coat of high solid enamel finish colour and clearcoat that gives an extra-deep lustre. We believe that few cars in the world get as extensive paint finishing. But, after all, that's our attitude at Buick.

The Buick Electras. There may never have been more desirable, or attainable, luxury car offerings.



Electra Sedan

Inset: Electra interior.

## COMFORT AND CONVENIENCE.

Like the Park Avenue's, Electra's standard features are both impressive and extensive. 55/45 front seats with six-way power adjustment for the driver. Electronically tuned AM-FM stereo radio with a digital clock. Front-seat reading lights. Electronic speedometer, quartz controlled for accuracy.

The instrument panel features floodlighting. And the remote-controlled electric fuel filler door offers a place to store the fuel cap when it's

removed for refueling.

Impressive as this list of standard features is, Electra's range of available equipment is just as impressive. We invite you to look over the selected items featured on these pages and page 11.

You'll find the 300, 380, 430 series Electras highly remarkable. We invite you to spend time with your Buick dealer inspecting and driving this brand-new series and considering the many available features you can add. Time, we feel, that will be most rewarding to you.

When you settle behind the wheel of any Buick Electra or Park Avenue, you'll find spacious dimensions and a steadfast devotion to comfort for six adults. There's an abundance of room for heads, knees, legs, hips, and shoulders. And enough elegance to let you know Buick's penchant for luxury continues well into the eighties.

**A—Electric seatback recliner.** Features adjustable backrest, and makes seat adjustments convenient for any driver or passenger. Available on all models.


**B—Memory seat.** Two drivers can program different comfort positions and the "memory" stores each one. Available on all models.

**C—Electrically heated, outside, rearview driver's side mirror.** Clears your view from ice, frost, snow or fog. Operates automatically when rear-window defogger is activated. Available on all models.

**D—Deck lid luggage rack.** A rear rail provides support, while sturdy, chrome-plated bars are mounted securely on the deck lid to protect the painted surface. Straps can be threaded through fasteners on both bars and rail to hold any packages or luggage that might not fit in Electra's cavernous trunk. Available on all models.

**E—Tilt and telescoping steering column.** Adjusts in and out, up and down for comfort. Available on all models.

**F—Keyless entry system.** Five touch keys designed into driver's door. Press any key to light interior. Press correct five-digit code to unlock driver's door. Then press "1 and 2" buttons within five seconds to unlock all other doors. To unlock deck lid, press "3 and 4" buttons. Available on all models.






## ENGINEERING AND ELECTRONICS.

**D—Power assisted rack-and-pinion steering.** With this system, input from the steering wheel is transmitted to a gear-driven "rack," which is connected directly to the steering arms on the front wheels. The result is a feeling of true precision at the steering wheel.

The gear, or "pinion," on the end of the steering column, is power assisted for responsive, low-effort steering.

**E—New coil-spring and strut independent rear suspension.** An all-new, fully independent rear sus-



It takes much more than mere mechanical aptitude to create an outstanding automobile these days. A thorough understanding of the latest in electronics is also necessary. The new Electra displays an abundance of both.

Engine, transmission, and rear suspension all benefit from the application of the latest advances in electronics.

Electronics also perform important functions in a variety of standard and optional comfort and convenience features.

These pages will provide you with a brief overview of the human and computer intelligence to be found in the new Buick Electras.

A test drive, however, is still the best way to determine how well they perform their various assignments.

**A—Multi-port Fuel Injected engine.** T TYPE's 3.8 litre engine with Multi-port Fuel Injection (MFI) system has six injectors located at each of the intake valves for precise fuel/air mixing. Thus, engine response is more immediate.

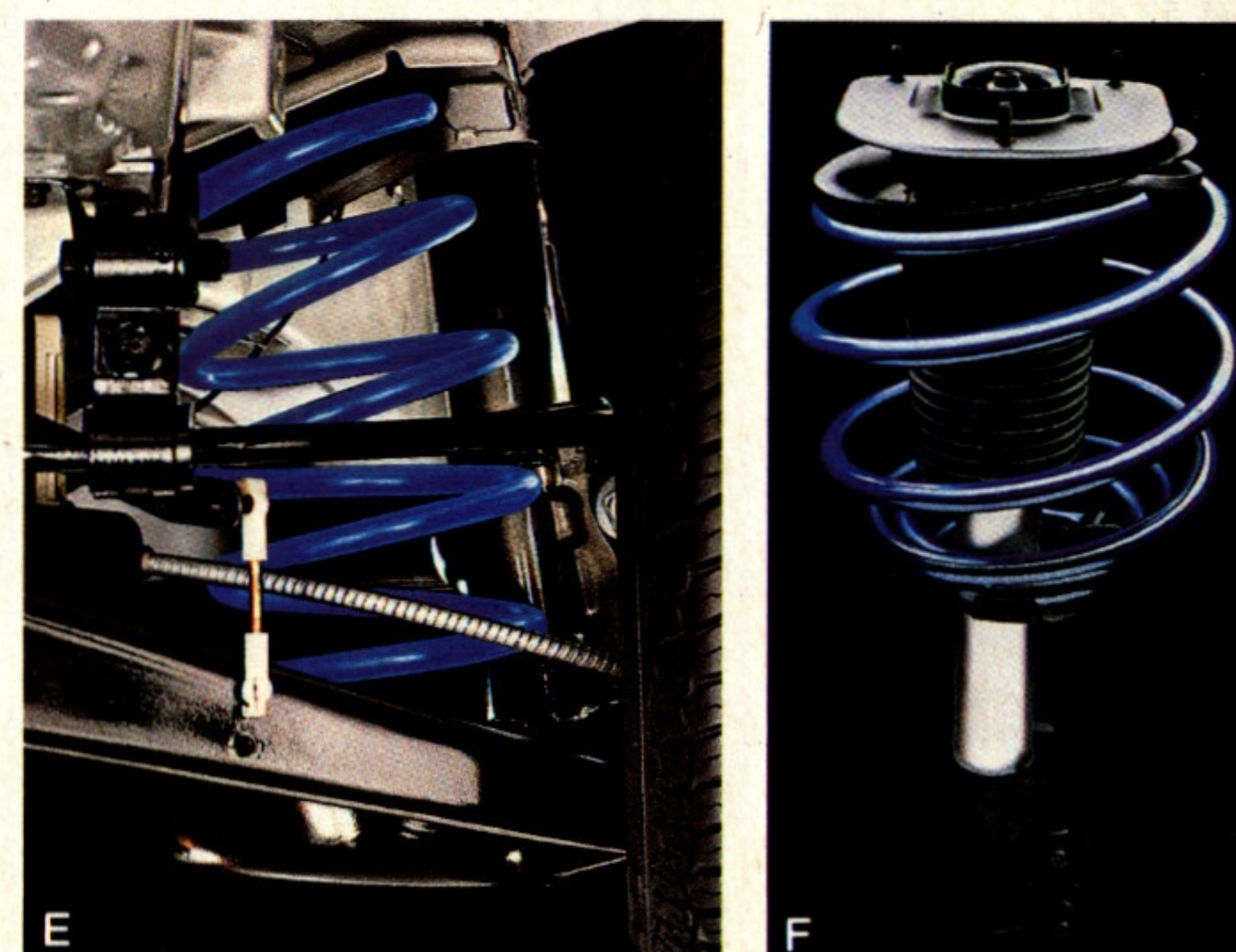

**B—Automatic transmission with overdrive.** This transmission is standard on all models. It features a converter clutch which engages at an electronic command in third and fourth speeds to eliminate torque converter slippage.

**C—Available. Delco electronically tuned AM-FM stereo radio with clock, seek and scan, cassette tape player and graphic equalizer.** Here's state-of-the-art sound sophistication featuring a five-band tone control that provides more tone control range than conventional bass-treble knobs. Available on all models.

pension allows the rear wheels to step over irregularities in the road one at a time for sure-footed roadholding, particularly on rough surfaces.

In addition, automatic level control senses the weight of passengers, luggage, or both. Then it automatically raises or lowers the rear suspension the appropriate amount to maintain a smooth, level ride.

**F—MacPherson strut suspension.** This sophisticated front suspension combines coil spring, shock absorber, and wheel location in one unit.



## 1985 ELECTRA FACTS & FIGURES

Select the combination of "extras" that make your Buick uniquely yours from the long list of standard and available features, some of which are given below. Ask your dealer about group packages and the many other features not indicated below. Your dealer will also advise you of the availability of the various items on the model of your choice.

|                                     | Electra | Electra T Type | Electra Park Avenue |
|-------------------------------------|---------|----------------|---------------------|
| Engines—3.0 litre V6                | S       | —              | —                   |
| —3.8 litre V6                       | A       | S              | S                   |
| —4.3 litre Diesel V6                | A       | —              | A                   |
| Transmission—Overdrive automatic    | S       | S              | S                   |
| Brakes, Power, front disc/rear disc | S       | S              | S                   |
| Steering—Power                      | S       | S              | S                   |
| Computer Command Control            | S       | S              | S                   |
| Power—door locks                    | A       | A              | S                   |
| —automatic door locks               | A       | A              | A                   |
| —seat back recliner                 | A       | A              | A                   |
| —seat, 6-way, driver                | S       | S              | S                   |
| —passenger                          | A       | A              | A                   |
| —trunk lock release                 | A       | A              | S                   |
| —windows                            | S       | S              | S                   |
| —trunk lock                         | A       | A              | A                   |
| Tires—205/75R x 14 (black)          | S       | S              | A                   |
| —205/75R x 14 (white)               | A       | A              | S                   |
| —self sealing (white)               | A       | A              | A                   |
| Air Conditioning—manual             | S       | S              | S                   |
| —Touch Climate control              | A       | A              | A                   |
| Special Power Reserve battery       | A       | A              | A                   |
| Deck lid luggage carrier            | A       | A              | A                   |
| Electronic cruise control           | A       | A              | S                   |
| Rear window defroster               | S       | S              | S                   |
| Keyless entry system                | A       | A              | A                   |
| Soft-Ray tinted glass               | S       | S              | S                   |
| Low Fuel indicator                  | A       | A              | A                   |
| Automatic Illumination package      | A       | A              | A                   |
| Lamp monitoring system              | A       | A              | A                   |
| Tungsten halogen headlamps          | A       | A              | A                   |
| Twilight sentinel                   | A       | A              | A                   |
| Electric remote mirrors             | A       | A              | S                   |
| Heated mirrors                      | A       | A              | A                   |
| Visor vanity mirror                 | A       | A              | S                   |
| Radio—AM/FM ETR stereo              | S       | S              | —                   |
| —Cassette player                    | A       | A              | A                   |
| —Seek & scan                        | A       | A              | S                   |
| —Graphic equalizer                  | A       | A              | A                   |
| —Delco Bose speaker system          | A       | A              | A                   |
| —6 speaker system                   | A       | A              | A                   |
| Automatic power antenna             | A       | A              | A                   |
| Power Sliding Roof panel            | A       | A              | A                   |
| Padded vinyl roof top               | A       | —              | A                   |
| Automatic level control             | S       | S              | S                   |
| Gran Touring suspension             | A       | S              | A                   |
| Theft deterrent system              | A       | A              | A                   |
| Deluxe luggage compartment trim     | A       | A              | A                   |
| Deluxe wheel covers                 | S       | —              | —                   |
| Custom wheel covers                 | —       | —              | S                   |
| Wire wheel covers                   | A       | —              | A                   |
| Styled aluminum wheels              | A       | S              | A                   |
| Variable-delay windshield wipers    | A       | A              | S                   |

S-Standard A-Available (extra cost) —Not available

| DIMENSIONS                | COUPE       |             | SEDAN       |              |
|---------------------------|-------------|-------------|-------------|--------------|
|                           | mm          | in          | mm          | in           |
| Wheelbase                 | 2815        | 110.8       | 2815        | 110.8        |
| Overall Length            | 4984        | 196.2       | 4984        | 196.2        |
| Overall Width             | 1832        | 72.1        | 1832        | 72.1         |
| Height                    | 1397        | 55.0        | 1397        | 55.0         |
| Tread, Front/Rear         | 1532/1518   | 60.3/59.7   | 1532/1518   | 60.3/59.7    |
| Headroom, Front/Rear      | 998/969     | 39.2/38.1   | 998/969     | 39.2/38.1    |
| Legroom, Front/Rear       | 1078/1036   | 42.4/40.7   | 1078/1036   | 42.4/40.7    |
| Shoulder Room, Front/Rear | 1496/1464   | 58.8/57.6   | 1496/1496   | 58.8/58.8    |
| Hiproom, Front/Rear       | 1409/1372   | 55.4/54.0   | 1409/1393   | 55.4/54.8    |
| Usable Luggage Cap.       | 452 litres  | 15.7 cu. ft | 452 litres  | 15.7 cu. ft. |
| Fuel Tank Cap.            | 68.2 litres | 15 gal.     | 68.2 litres | 15 gal.      |
| Diesel                    | 68.2 litres | 15 gal.     | 68.2 litres | 15 gal.      |

### A word about engines.

These Buicks are equipped with GM-built engines produced by various divisions and affiliates of General Motors Corporation and GM of Canada.

| Order Code | Displacement        | Carb. bbl. | Cyl. | VIN | *Source | Transmission          |
|------------|---------------------|------------|------|-----|---------|-----------------------|
| LK9        | 3.0 litre (181 CID) | 2          | V6   | E   | (1)     | 4-spd. O.D. Automatic |
| LN3        | 3.8 litre (231 CID) | MFI        | V6   | 3   | (1)     | 4-spd. O.D. Automatic |
| LT7        | 4.3 litre (263 CID) | Diesel     | V6   | T   | (2)     | 4-spd. O.D. Automatic |

\*Produced by GM (1) Buick Division USA (2) Oldsmobile Division USA

†The V.I.N. (Vehicle Identification Number) Engine Code is the eighth entry (letter or numeral) from the left on the vehicle serial number plate. The vehicle serial number plate is located on the top portion of the driver's side of the instrument panel and can be viewed from the exterior of the car by looking through the windshield.

### MODEL LINEUP

**Electra**—2-door Coupe/4-door Sedan

**Electra T Type**—2-door Coupe/4-door Sedan

**Electra Park Avenue**—2-door Coupe/4-door Sedan

### STANDARD FEATURES ON ALL BUICKS

#### SAFETY FEATURES

OCCUPANT PROTECTION • Manual lap/shoulder belts with pushbutton buckles for driver and right front passenger (driver side includes visual and audible warning system). Manual lap belt at centre position, when applicable • Manual lap belts with pushbutton buckles at rear passenger positions including centre, when applicable • Energy-absorbing steering column • Passenger-guard inside door lock handles • Safety interlocking door latches • Inertia-type folding front seat back latches • Energy-absorbing instrument panel and front seat back tops • Laminated safety glass windshield/tempered safety glass side and rear windows • Safety armrests • Front seat head restraint for driver and right front passenger (adjustable or integral) • Glove box door latch and, when applicable, console cover latch impact security • Smooth contoured door and window regulator handles • Pressure lock radiator cap.

ACCIDENT AVOIDANCE • Side marker lights and reflectors • Parking lamps that illuminate with headlamps • Four-way hazard warning flasher • Backup lights • Lane change feature in direction signal control • Windshield defrosters, washer and dual speed wipers • Vinyl-bonded inside rearview mirror glass • Outside left rearview mirror • Dual master cylinder brake system with warning light • Starter safety switch • Dual action safety hood latch • Low glare finish on instrument panel top, inside windshield mouldings, wiper arms and blades, and steering wheel metallic surfaces • Safety road wheel rims • Front disc brakes with

audible wear indicators • Self-adjusting brakes • Illumination of heater and defroster controls on instrument panel • Illumination of windshield wiper and washer controls (when located on instrument panel) • Pressure relief fuel cap • Tread-wear indicators on tires.

ANTI-THEFT • Audible anti-theft ignition key reminder • Anti-theft steering column lock • Inside hood release • Anti-theft key system (one key for ignition only, second key for doors, trunk/hatch/taillgate and glove compartment) • Visible vehicle identification number.

### A word about assembly, components, and optional equipment in these vehicles.

The vehicles described in this brochure are assembled at various Divisions of General Motors Corporation. These vehicles incorporate thousands of different components produced by General Motors of Canada Limited and related companies and their suppliers. From time to time during the manufacturing process, it may be necessary, in order to meet public demand for particular vehicles or equipment, or to meet federally mandated emission and safety requirements or fuel economy guidelines, or for other reasons, to produce vehicles with different components or differently sourced components than initially scheduled. All such components have been approved for use in our products by General Motors of Canada Limited or related companies and will provide the quality performance associated with our name.

Please note that certain optional equipment can be ordered only in conjunction with other optional equipment.

Also, upgrading from specified standard equipment may be necessary when certain optional equipment is ordered. Ask your sales representatives for details.

With respect to extra cost optional equipment, make certain you specify the type of equipment you desire on your vehicle when ordering it from your dealer. Some options may be unavailable when your car is built. Your dealer receives advice regarding current availability of options. You may ask the dealer for this information. GM also requests the dealer to advise you if an option you ordered is unavailable. We suggest you verify that your car includes the optional equipment you ordered or, if there are changes, that they are acceptable to you.

All illustrations and specifications contained in this catalogue are based on the latest product information available at time of publication approval. The right is reserved to make changes at any time, without notice, in prices, colours, materials, equipment, specifications and models, and to discontinue models. Some of the equipment shown or described throughout this catalogue is available at extra cost. Check with your dealer for complete information.

# BUICK

Wouldn't you really rather have a Buick?



# Look at GM today.

A lot of new thinking has gone into GM products. New thinking aimed at completely satisfying you.

Our products are designed to slip through the wind with energy saving ease.

Optic scanners and robotics are used to build a new kind of precision.

From foundry to assembly, our people use lasers and gamma rays to monitor the building process.

At GM, we are determined that when you buy our product, you'll be more satisfied than the buyer of any other vehicle, built by any other manufacturer anywhere in the world.

Today, we are making history in aerodynamic design, quiet rides, fuel economy and more. Leaf through this catalogue and you'll see what we mean.

At GM, our products are changing. So is our thinking. Look at GM today.



New automobiles are introduced every year. And every year, phrases such as "totally new" and "dramatically different" are used to describe them. Well and good.

Of course, once in a great while, a new car is introduced that merits more than the usual fanfare. A car that doesn't fit existing molds. A car that breaks from the past, and gives meaning to the notion that the future is truly something we can attain and enjoy right now.

That car is the new Buick Electra.

It is a luxury car in the grandest Buick tradition: roomy, well-built. Yet, at the same time, it is the embodiment of world class engineering and the latest technology.

Call it an attitude, if you will. One thing's certain though. It began years ago, long before even one new Electra rolled off the assembly line. It began when top Buick teams from engineering, styling, interior design, product planning and manufacturing met to create a car on the very cutting edge of modern technology; a car that would be advanced for its time, and well into the future.

To build the new Electra, we constructed one of the world's most sophisticated assembly plants. Inside that plant are the tools of tomorrow's technology—robots, lasers, and computers. Staffed by a work force totally committed to building the finest Electra in history.

## FOR YOUR PROTECTION

**New Vehicle Limited Warranty**—This warranty covers any repairs needed during the basic coverage period due to defects in material or workmanship. Any required adjustments will also be made during the basic coverage period of 12 months or 20,000 kilometres, whichever comes first. The complete vehicle, except tires, is covered during this period.

**Powertrain Coverage**—This powertrain warranty covers gasoline engine and other powertrain components up to a total of 24 months or 40,000 kilometres, whichever comes first. This powertrain warranty also covers specific diesel engine components to 36 months or 80,000 kilometres, whichever comes first. All powertrain warranty repairs are subject to a \$100 deductible for each repair visit.

**Corrosion (Rust-Through) Coverage**—General Motors warrants for 1984 passenger cars, light duty trucks and vans that your General Motors dealer will repair or replace at no charge any body sheet metal panel found to have developed perforation (rust-through) due to corrosion. This warranty begins on the date the vehicle is first delivered or put in use and extends for 36 months, regardless of distance travelled by the vehicle.

**Battery Coverage**—If your battery should fail under normal service due to a defect in material or workmanship after the basic coverage period expires, but before the vehicle has been in use 36 months, it can be replaced on a pro rata adjustment basis for a new Delco battery. The pro rata adjustment price of the new battery will be based on the number of months the original battery was in use since the start of the new vehicle warranty. Contact a dealer handling your vehicle for further details on such adjustments.

**Tires are warranted by the tire manufacturer.**

**Owner Assistance**—The satisfaction and goodwill of owners are of primary concern to GM dealers and General Motors of Canada Limited. In the event a warranty of some other matter is not handled to your satisfaction, the following steps should be taken:

1. Discuss the problem with your dealership management.
2. Contact the General Motors Zone Office closest to you as listed in the Owner Assistance Section of your Owner's Manual.
3. Contact the Customer Service Representative, General Motors of Canada Limited, Oshawa, Ontario.


**Special Policy Adjustment Program Beyond the Warranty Period**—General Motors is proud of the protection afforded by its warranty coverages. In order to achieve maximum customer satisfaction, there may be times when General Motors will pay all or part of the cost of certain repairs beyond the terms of the warranty. Check with your General Motors dealer or the nearest G.M. Zone Office regarding General Motors participation in the cost of such repairs.



**Continuous Protection Plan**—While there are many service contracts available on the market today, *there is only one which gives you an agreement*

*directly with General Motors.* It is the one with the Continuous Protection Plan logo shown. This logo on all Plan material assures you that the service contract you are buying is the GM Plan, the finest such program available to GM owners.

The GM Continuous Protection Plan provides optional added mechanical and electrical repair protection during and after the new vehicle limited warranties. Ask your General Motors dealer for details and information about the *genuine GM Continuous Protection Plan.*

Let's get it together 

 Buckle up!



Printed in Canada GM-4548

