

1 9 8 5 C H E V Y T R U C K S

FULL-SIZE PICKUPS



CHEVY FULL-SIZE PICKUP.

CANADA'S STRONG RIGHT ARM.

You see them everywhere. All over Canada, full-size Chevy Pickups are working wherever tough jobs are being done.

Through the years full-size Chevy Pickups have earned a reputation as strong, reliable trucks. And with good reason. Every Chevy Pickup is a hard-working combination of rugged engineering, solid interior comfort, year-in year-out performance and responsive driving ease. These are trucks for people who take pride in their work. They're trucks for people who demand tough design and construction in the vehicles they buy.

Chevy Pickups are available in a wide range of model and engine choices, delivering power and payload combinations suited to almost any trucking needs. Increased engine power is standard this year with Vortec, a new 4.3 Litre V6 that generates nearly 35% more horsepower and 15% more torque than the engine it replaces*. Full-size Chevy Pickups also offer the proven 6.2 Litre V8 Diesel engine—on every single model in the line.

These and many other tough and tested features link up to make Chevy Pickups powerful—for work, for play, for tough times, for fun.

*Based on SAE net ratings.



At General Motors, a lot of new thinking has gone into

our products. New thinking aimed at completely satisfying you, the customer. Our designers and engineers are making history in aerodynamic design, computer aided technology, fuel efficiency and safety.

As further proof of our

goal of totally satisfying you, at GM dealerships we are implementing a "Commitment to Excellence" Delivery Procedure.

The program includes: a thorough new-vehicle inspection by both the service technician and the

salesperson; a full tank of fuel; plus a follow-up survey based on your impression of the delivery process.

With a commitment like that, you've got a lot of excellent reasons to "Look at GM Today". See your dealer for complete details.



C10 Fleetside Silverado Custom Two-Tone in Doeskin Tan and Apple Red. Shown on cover: C10 Fleetside Silverado Custom Two-Tone in Silver and Midnight Black.

INSIDE FULL-SIZE PICKUPS.

COMFORT FOR LONG STRETCHES.

Step into the cab of a Chevy Pickup. Settle into the full-foam cushioning of the standard bench seat and you'll know you've found real driving comfort. The kind of comfort that invites you to relax and stretch out.

You'll find such convenient standard features as a fully padded instrument panel, colour-keyed door trim panels and adjustable side-door ventipanes. When you choose a Chevy Pickup, you'll find three separate trim pack-

ages available. Standard Custom Deluxe offers the amenities you want to keep you comfortable. Optional Scottsdale adds a choice of custom cloth or custom vinyl upholstery, extra insulation, and other interior and exterior accoutrements to the package. Available Silverado is positively posh, with colour-keyed headliner, carpeting and moulding, custom steering wheel, full-gauge instrumentation and other items that make trucking an experience in luxury everytime you drive.



Scottsdale in Saddle Tan with available Custom Cloth.



Silverado instrument panel.

FULL-SIZE CHEVY CHOICES.

AN UNBEATABLE LINEUP.

Big jobs, small jobs, within the complete lineup of full-size Chevy Pickups, there's a truck perfectly suited to every task.

Chevy Pickups come in a wide range of choices, with Fleetside or Stepside styling, and Crew Cab/ Bonus Cab option. Every truck is available in 1/2-, 3/4-, or 1-ton (10, 20, 30) series, with gas or diesel engines. Every truck is also available with 2- or 4-wheel drive. In fact, Chevy offers a total of 46 different full-size pickup models; that's model availability nobody can beat.

Shown are just a few of Chevy's popular pickups.

FULL-SIZE ENGINEERING.

TOP-TO-BOTTOM TOUGH.

Here's the real story on Chevy Pickups—rugged engineering from the ground up. With this diagram you can see what Chevy tough trucks are made of.

1. New 4.3 Litre V6 Engine.

The Vortec is the most powerful six-cylinder engine ever offered in a Chevy Pickup. This muscular mill generates 155 SAE net horsepower in a cast iron cylinder block with four-barrel carburetion, centralized spark plugs and swirl-port cylinder heads. Bore: 4 inches.

Stroke: 3.48 inches. Compression ratio: 9.3:1. Displacement: 262 cubic inches. Standard on C10, K10, and C20 models.

Big 5.0 Litre V8.

Available on C10, K10, C20 Series.

Hefty 5.7 Litre V8.

Available on C/K20, C/K30 models.

Aggressive 7.4 Litre V8.

Power for those who need real brawn.

Available on C/K20, C/K30 models.

6.2 Litre V8 Diesel.

Available in all full-size Chevy Pickups.

2. Girder Beam Front Suspension.

Contoured

steel control arms with coiled springs flex independently to absorb bumps and help maintain a smooth, steady ride. (2WD models only.)

3. Strong Steel Frame. A

rigid, ladder-type foundation with steel side rails and cross members.

4. Double-Wall Construction.

In doors, front fenders, cab rear upper panel, hood, and on

Fleetside models in the cargo box sidewalls and tailgate.

5. Rubber-Bushed Cab Mounts.

To help isolate road noise and vibration.

6. Extensive Cab Weather-

proofing. Butyl rubber around doors and windows. Sealing compounds and rubber gaskets at joints.

7. Urethane Stone Shields.

Located ahead of rear

wheel openings on Fleetside models to help protect finish from flying debris.

8. Extensive Anti-

Corrosion Package.

Includes a Zincrometal®

hood inner panel and two-sided galvanized steel interior door panels for improved corrosion protection.

9. Counter-Angled Rear Shocks.

One shock slants forward, the other back to help control brake and power hop.

10. Two-Stage Multileaf Rear Suspension.

Offers progressive support for heavier loads.

New Hydraulic Clutch.

Adjusts automatically; also provides smooth operation and improved durability.

New Wet-Arm Windshield Wiper System.

Fluids are piped up the wiper arms and squirted along the path of the wiper blades, reducing waste and providing more thorough cleaning.


New All-Season Steel-Belted Radial Tires.

Designed for foul-weather traction, low noise level, and excellent tread life.

CHEVY 4X4s. HARD-CHARGING TRACTION.

Chevy 4x4s are from-the-ground-up 4-wheelers—the aggressive 2-speed transfer case and dependable manual hubs are an integral part of the guts of the truck. As are an energy-absorbing front stabilizer bar with multi-leaf spring rear suspension, power steering and self-adjusting power front disc/rear drum hydraulic brakes. Plus, Chevy 4x4s offer impressive towing power. When properly equipped, they can move up to 17,500 lbs. worth of truck, equipment, cargo, trailer and crew.

Chevy 4x4s come in your choice of 1/2-, 3/4-, and 1-ton models; gasoline or diesel engines are available. You order the combination you want. But then, that's how all 4x4 trucking should be—rugged, responsive and perfectly suited to your work and recreation needs.



C20 Crew Cab Scottsdale in Doeskin Tan.



C30 Chassis-Cab Custom Deluxe in Frost White with stake body provided by an independent supplier.



C30 Big Dooley Silverado Special Two-Tone in Indian Bronze Metallic and Doeskin Tan.



K10 Stepside Silverado with short box in Midnight Black.




K20 Fleetside Custom Deluxe with long box in Apple Red.

OPTIONS

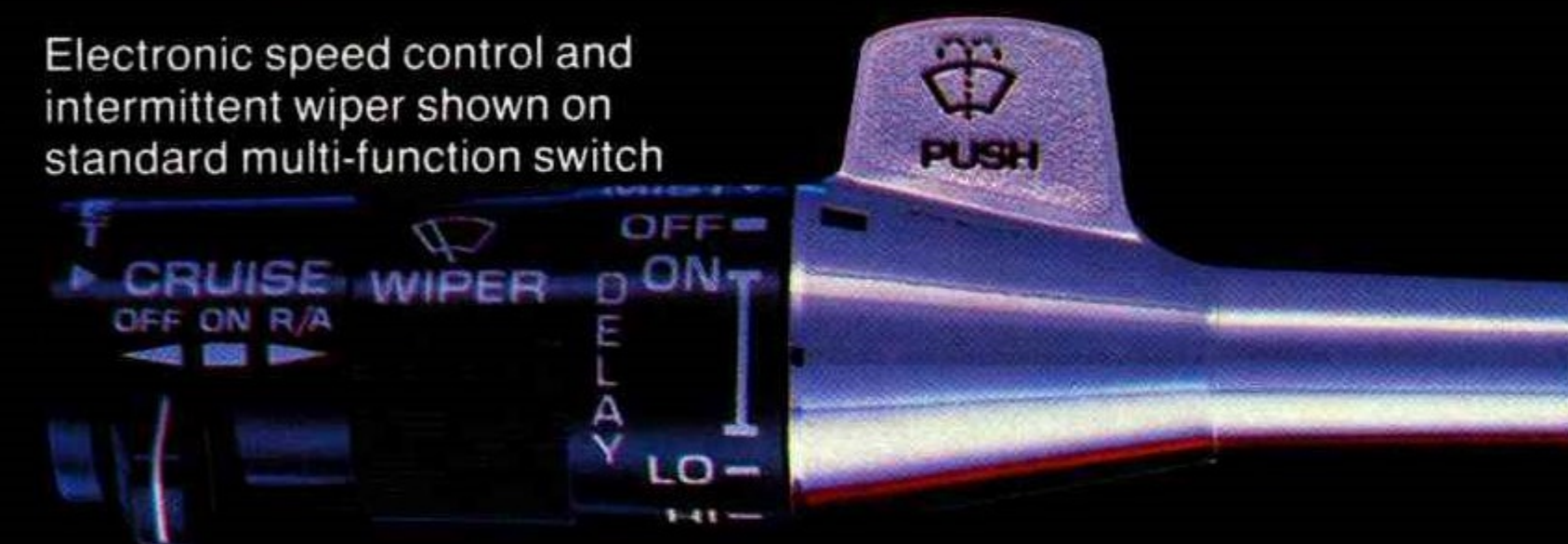
PROPANE POWER AVAILABLE

C-20 (2-W.D.) Fleetside pickups are available with a factory-installed, propane-fuelled 5.7 L V-8 standard fuel gauge and fuel filler door location. Single or dual propane fuel tanks are offered.

See your Chevrolet dealer for details.



Comfortilt steering wheel



Electronic speed control and intermittent wiper shown on standard multi-function switch



GM-Delco AM/FM stereo radio with cassette deck



Camper mirror



Cast aluminum wheel



Styled sport wheel



Below Eyeline mirror



Power door lock
Power windows



Rally wheel



Wheel cover



Sliding rear window

Rear step bumper with dealer-installed hitch ball

APPEARANCE AND CONVENIENCE OPTIONS ON ALL MODELS

Air Conditioning	Quartz Electric Clock	Mouldings:	Radios & Accessories.
Bumpers: Chromed Front	Gauges:	Body Mouldings-Black†	GM-Delco:
Bumper Guards	Voltmeter	Body Mouldings-Bright†	AM Radio
Chromed Rear Bumper*	Temperature	Custom Moulding Package-Black†	AM/FM Radio
Chromed Rear Step Bumper†	Oil Pressure	Deluxe Moulding Package-Bright†	Windshield Antenna
Painted Rear Step Bumper*	Halogen Headlamps	Door Edge Guards	Sliding Rear Window
Cargo Area Lamp	Intermittent Windshield Wipers	Paint Options:	Spare Tire Carrier/Glide-Out
Cigarette Lighter	Mirrors:	Conventional Two-Tone Paint	Spare Tire Carrier-Side Mounted†
Colour-keyed Floor Mats	Painted Below Eyeline Mirror	Deluxe Two-Tone Paint†	Tinted Glass
Comfortilt Steering Wheel	Stainless Steel Below Eyeline Mirror	Exterior Decor Package†	*Pickups only.
Deluxe Front Appearance Package	Stainless Steel Camper Mirror	Special Two-Tone Paint†	†Fleetside Pickups only.
Dome Lamp			

OPTIONS AVAILABLE ON MODELS AS LISTED	C10	2-WHEEL DRIVE C20	C20HD	C30	K10	4-WHEEL DRIVE K20	K20HD	K30	BONUS/CREW CAB C20	C30	K30
AM/FM Stereo Radio	B	B	B	B	B	B	B	B	B	B	B
AM/FM Stereo Radio w/Cassette Tape	B	B	B	B	B	B	B	B	B	B	B
Operating Convenience Package	B	B	B	B	B	B	B	B	B	B	B
Pickup Box Side Rails	B	B	B	B	B	B	B	B	B	B	B
Power Door Locks	B	B	B	B	B	B	B	B	B	B	B
Power Windows	B	B	B	B	B	B	B	B	B	B	B
Painted West Coast Mirrors				B				B	B	B	B
Roof Marker Lamps		B	B	B		B	B	B	B	B	B
Wheels, Rally	B				B						
Wheels, Styled	B				B						
Wheel Covers, Bright Metal	B			B	B					B	
Wheel Covers, Special (Bright Metal)		B	B	B		B	B		B	B	
Wheels-Cast Aluminum	B				B						

PERFORMANCE AND HEAVY-DUTY OPTIONS ON ALL MODELS

Air Cleaner, Precleaner†	Electronic Speed Control	Heavy-Duty Automatic Trans. Cooler	*Except diesel models.
Auxiliary Fuel Tank	Engine Oil Cooler*	Heavy-Duty Battery*	*Except L25 engine.
Axle, Rear; Locking Differential	Generator: 66-amp*	Heavy-Duty Radiator*	
Cold Climate Package*			

OPTIONS AVAILABLE ON MODELS AS LISTED	C10	2-WHEEL DRIVE C20	C20HD	C30	K10	4-WHEEL DRIVE K20	K20HD	K30	BONUS/CREW CAB C20	C30	K30
Auxiliary Battery		G	G	G		G	G	G	G	G	G
Brakes, Vacuum Power	G	S	S	S	S	S	S	S	S	S	S
Brakes, Heavy-Duty Power	B	B				B					
Dual Rear Wheels				B				B		B	B
Front Tow Hooks					B	B	B	B			B
Front Quad Shocks					B	B	B				
Front Stabilizer Bar	B	B	S	B					S	B	
Heavy-Duty Front & Rear Shocks	B	B	S	S	B	B	S	S	S	S	S
Heavy-Duty Front Stabilizer Bar		B	B	B	S	S	S	S	B	B	S
Heavy-Duty Front Springs	G	G	S		B	B	B				
Rear Springs											
Extra-Capacity Rear Springs-G51	B	B	S								
Heavy-Duty Rear Springs-G50	B	B									
Main and Aux. Rear Springs-G60				B				B		B	B
Power Steering	G	G	G	G	S	S	S	S	G	G	S
Special Camper Chassis Equipment			B	B			B	B	B	B	B
Special Commercial Chassis Equipment				B						B	

G - Gasoline B - Both gasoline and diesel S - Standard



While there are many service contracts available on the market today, there is only one which gives you an agreement directly with General Motors. It is the one with the GM Protection Plan logo shown above. This logo on all Plan material assures you that the service contract you are buying is the GM Plan, we believe the finest such program available to GM owners.

The GM Protection Plan provides additional protection during and after the new vehicle limited warranties. Ask your General Motors dealer for details and information about the genuine GM Protection Plan.

FOR YOUR PROTECTION

New Vehicle Limited Warranty

This warranty covers any repairs needed during the basic coverage period due to defects in material or workmanship. Any required adjustments will also be made during the basic coverage period of 12 months or 20,000 kilometres, whichever comes first. The complete vehicle, except tires, is covered during this period.

Powertrain Coverage—This powertrain warranty covers gasoline engines and other powertrain components up to a total of 24 months or 40,000 kilometres, whichever comes first. This powertrain warranty also covers specific diesel engine components to 36 months or 80,000 kilometres, whichever comes first. All powertrain warranty repairs are subject to a \$100 deductible for each repair visit.

Corrosion (Rust-Through) Coverage—General Motors warrants for 1985 passenger cars, light duty trucks and vans that

your General Motors dealer will repair or replace at no charge any body sheet metal panel found to have developed perforation (rust-through) due to corrosion. This warranty begins on the date the vehicle is first delivered or put in use and extends for 36 months, regardless of distance travelled by the vehicle.

Battery Coverage—If your battery should fail under normal service due to a defect in material or workmanship after the basic coverage period expires, but before the vehicle has been in use 36 months, it can be replaced on a pro rata adjustment basis for a new Delco battery. The pro rata adjustment price of the new battery will be based on the number of months the original battery was in use since the start of the new vehicle warranty. Contact a dealer handling your vehicle for further details on such adjustments.

Tires are warranted by the tire manufacturer.

Owner Assistance—The satisfaction and goodwill of owners are of primary concern to GM dealers and General Motors of Canada Limited. In the event a warranty or some other matter is not handled to your satisfaction, the following steps should be taken:

1. Discuss the problem with your dealership management.
2. Contact the General Motors Zone Office closest to you as listed in the Owner Assistance Section of your Warranty and Owner Assistance Booklet.
3. Contact the Customer Service Representative, General Motors of Canada Limited, Oshawa, Ontario.

Special Policy Adjustment Program Beyond the Warranty Period—General Motors is proud of the protection afforded by its warranty coverages. In order to achieve maximum customer satisfaction, there may be times when General Motors will establish a Special Policy Adjustment program to pay all or part of the cost of certain repairs beyond the terms of the warranty. Check with your General Motors dealer or the nearest GM Zone Office to determine whether any special policy adjustment is applicable to your vehicle.

SPECIFICATIONS

GASOLINE

Series		C10	C20	C20 HD (C6P)	C20	C30	C30	K10	K20	K20 HD (C6P)	K30	
Cab Type		Conv	Conv	Conv	Bonus/Crew	Conv	Bonus Crew	Conv	Conv	Conv	Conv. Bon./Crew	
GVW Range (lb.)		4900/6100	6400/7200	8600	8600	9000/10,000	9000/10,000	6100	6600	8600	9200/10,000	
Engine—Litres (cu. in.)	std	4.3 (262) V6	4.3 (262) V6	4.8 (292) L6	4.8 (292) L6	4.8 (292) L6	4.8 (292) L6	4.3 (262) V6	5.7 (350) V8	4.8 (292) L6	4.8 (292) L6	
	opt	5.0 (305) V8	5.0 (305) V8	5.7 (350) V8	5.7 (350) V8	5.7 (350) V8	5.7 (350) V8	5.0 (305) V8	5.7 (350) V8	5.7 (350) V8	5.7 (350) V8	
	opt	—	5.7 (350) V8	7.4 (454) V8	7.4 (454) V8	7.4 (454) V8	7.4 (454) V8	—	—	—	7.4 (454) V8	
Front Suspension	Type/Springs	Independent/Coil Springs						Hypoid Driving Axle/Leaf Springs				
	Capacity	2950	3800	3800	3800	3800	4000	3600	3800	3800	4500	
Rear Suspension	Axle Type	Semi-Floating*				Full Floating			Semi-Floating			Full Floating
	Axle Capacity	3750	5700	6000	7500	7500	7500	3750	5700	6000	7500	
Brakes	Disc/Drum	Manual	Power	Power	Power	Power	Power	Power	Power	Power	Power	
Steering	std	Manual	Manual	Manual	Manual	Manual	Manual	Power	Power	Power	Power	
	opt	Power	Power	Power	Power	Power	Power	—	—	—	—	
Transmission	std	3-speed man.	4-speed man.	4-speed man.	4-speed man.	4-speed man.	4-speed man.	4-spd. man./OD	4-speed man.	4-speed man.	4-speed man.	
	opt	4-speed man.	—	3-speed auto.	3-speed auto.	3-speed auto.	3-speed auto.	4-speed man.	3-speed auto.	3-speed auto.	3-speed auto.	
	opt	4-spd. man./OD	4-spd. auto./OD	—	—	—	—	4-spd. auto./OD	4-spd. auto./OD	—	—	
	opt	3-speed auto.	3-speed auto.	—	—	—	—	—	—	—	—	
	opt	4-spd. auto./OD	—	—	—	—	—	—	—	—	—	
Transfer Case		—	—	—	—	—	—	Conventional NP 208			Conv. NP 205	
Tire Size	std	P195/75R-15	LT215/85R-16C	LT235/85R-16 (Fr) D; (Rr) E	LT235/85R-16 (Fr) D; (Rr) E	LT235/85R-16 (Fr) D; (Rr) E	LT235/85R-16 (Fr) D; (Rr) E	P235/75R-15	LT215/85R-16C	LT235/85R-16 (Fr) D; (rr) E	LT235/85R-16 (Fr) D; (Rr) E	
Tubeless	opt	Larger Size Tubeless and Tube-Type Tires										

*Full floating axle included with 7.4 Litre (454) V8 engine

Tire Load Range — C (6PR), D (8PR), E (10PR)

DIESEL

DIESEL		Two-Wheel Drive						Four-Wheel Drive				
Series		C10	C20	C20 HD (C6P)	C20	C30	C30	K10	K20	K20 HD (C6P)	K30	
Cab Type		Conv.	Conv.	Conv.	Bonus/Crew	Conv.	Bonus/Crew	Conv.	Conv.	Conv.	Conv. Bon./Crew	
GVW Range (lb.)		5200/6100	6400/7200	8600	8600	9000/10,000	9000/10,000	6100	6600	8600	9200/10,000	
Engine—Litres (cu. in.)	std	6.2 (379) V8	6.2 (379) V8	6.2 (379) V8	6.2 (379) V8	6.2 (379) V8	6.2 (379) V8	6.2 (379) V8	6.2 (379) V8	6.2 (379) V8	6.2 (379) V8	
Front Suspension	Type/Springs	Independent/Coil Springs						Hypoid Driving Axle/Leaf Springs				
	Capacity	3400	3600	3800	3800	3800	4000	3600	3800	3800	4500	
Rear Suspension	Axle Type	Semi-Floating				Full Floating			Semi-Floating			Full Floating
	Axle Capacity	3750	5700	6000	7500	7500	7500	3750	5700	6000	7500	
Brakes	Disc/Drum	Power	Power	Power	Power	Power	Power	Power	Power	Power	Power	
Steering	std	Power	Power	Power	Power	Power	Power	Power	Power	Power	Power	
Transmission	std	4-spd. man./OD	4-speed man.	4-speed man.	4-speed man.	4-speed man.	4-speed man.	4-speed man.	4-speed man.	4-speed man.	4-speed man.	
	opt	4-speed man.	—	3-speed auto.	3-speed auto.	3-speed auto.	3-speed auto.	4-spd. man./OD	—	3-speed auto.	3-speed auto.	
	opt	4-spd. auto./OD	4-spd. auto./OD	4-spd. auto./OD	—	—	—	4-spd. auto./OD	4-spd. auto./OD	4-spd. auto./OD	—	
Transfer Case	—	—	—	—	—	—	—	Conventional NP 208			Conv. NP 205	
Tire Size	std	P205/75R-15	LT215/85R-16C	LT235/85R-16 (Fr) D, (Rr) E	LT235/85R-16 (Fr) D; (Rr) E	LT235/85R-16 (Fr) D; (Rr) E	LT235/85R-16 (Fr) D; (Rr) E	P235/75R-15	LT215/85R-16C	LT235/85R-16 (Fr) D; (Rr) E	LT235/85R-16 (Fr) D; (Rr) E	
Tubeless	opt	Larger Size Tubeless and Tube-Type Tires										

Tire Load Range — C (6PR), D (8PR), E (10PR)

ENGINE SPECIFICATIONS

ENGINES WITH LIGHT-DUTY EMISSIONS
for models of 8500-lb. GVWR and below.

	4.3 Litre V6	4.8 Litre Six	5.0 Litre V8	5.7 Litre V8	7.4 Litre V8	6.2 Litre V8 (Diesel)
Engine ordering code	LB1(A)	Not Offered	LE9*(C)	LS9(A)	Not Offered	LH6(D)
Bore & stroke (in.)	4.0 x 3.48	—	3.74 x 3.48	4.0 x 3.48	—	3.98 x 3.82
Compression ratio	9.3 to 1	—	9.2 to 1	8.2 to 1	—	21.3 to 1
SAE net horsepower @ RPM	155 @ 4000	—	160 @ 4400	165 @ 3800	—	130 @ 3600
SAE net torque (lb.-ft.) @ RPM	230 @ 2400	—	235 @ 2000	275 @ 1600	—	240 @ 2000

ENGINES WITH HEAVY-DUTY EMISSIONS
for models of 8500-lb. GVWR and above.

	Not Offered	L25(B)	Not Offered	LT9(A)	LE8(A)	LL4(D)
Engine ordering code	Not Offered	L25(B)	Not Offered	LT9(A)	LE8(A)	LL4(D)
Bore & stroke (in.)	—	3.9 x 4.1	—	4.0 x 3.48	4.3 x 4.0	3.98 x 3.82
Compression ratio	—	7.8 to 1	—	8.3 to 1	7.9 to 1	21.3 to 1
SAE net horsepower @ RPM	—	115 @ 3600	—	160 @ 3800	230 @ 3800	148 @ 3600
SAE net torque (lb.-ft.) @ RPM	—	215 @ 1600	—	250 @ 2800	360 @ 2800	246 @ 2000

(A) Produced by GM-Chevrolet Motor Division.

(B) Produced by GM de Mexico

(C) Produced by GM-Chevrolet Motor Division or GM of Canada.

(D) Produced by GM-Detroit Diesel Allison Division.

*Electronic Spark Control

A WORD ABOUT ENGINES. Some Chevrolet trucks are equipped with engines produced by other GM divisions, subsidiaries, or affiliated companies worldwide. See your Chevrolet dealer for details.

A word about assembly, components and optional equipment in these vehicles.

The vehicles described in this brochure are assembled at various Divisions of General Motors Corporation. These vehicles incorporate thousands of different components produced by General Motors of Canada Limited and related companies and their suppliers. From time to time during the manufacturing process, it may be

necessary in order to meet public demand for particular vehicles or equipment, or to meet federally mandated emission and safety requirements or fuel economy guidelines, or for other reasons, to produce vehicles with different components or differently sourced components than initially scheduled. All such components have been approved for use in our products by General Motors of Canada Limited or related companies and will provide the quality performance associated with our name.

Please note that certain optional equipment can be ordered only in conjunction with other optional equipment. Also, upgrading from specified standard equipment may be necessary when certain optional equipment is ordered. Ask your sales representative for details.

With respect to extra cost optional equipment, make certain you specify the type of equipment you desire on your vehicle when ordering it from your dealer. Some options may be unavailable when

your car is built. Your dealer receives advice regarding current availability of options. You may ask the dealer for this information. GM also requires the dealer to advise you if an option you ordered is unavailable. We suggest you verify that your car includes the optional equipment you ordered or, if there are changes, that they are acceptable to you.

All illustrations and specifications contained in this catalogue are based on the latest product information available at time of

publication approval. The right is reserved to make changes at any time, without notice, in prices, colours, materials, equipment, specifications and models, and to discontinue models. Some of the equipment shown or described throughout this catalogue is available at extra cost. Check with your Chevrolet dealer for complete information.

These vehicles are also available from GMC dealers under the GMC nameplate. (GMC Pickup Series C1500, C2500 and C3500; K1500, K2500 and K3500).

IMPORTANT: A WORD ABOUT THIS CATALOGUE—We have tried to make this catalogue as comprehensive and factual as possible and we hope you find it helpful. However, since the time of printing, some of the information you will find here may have been updated. Also, some of the equipment shown or

described throughout this catalogue is available as factory-installed options, dealer accessories and specialized equipment from various independent suppliers at extra cost. Your dealer has details and, before ordering, you should ask him to bring you up to date. The right is reserved to make changes at any

time, without notice, in prices, colours, materials, equipment, specifications and models. Check with your Chevrolet dealer for complete information.



That's the Chevy Way to Go!

General Motors of Canada Limited, Oshawa, Ontario

