

1997 SAVANA BY GMC





INTO THE SUNSET.

We all like to experience

America from our

own point of view—and

make it our own.

The GMC Savana enables

you to do just that.

With its generous

capacity for passengers

and possessions,

its commanding view

of the road, its

outstanding versatility

and its potential

for customization, you

can personalize your

Savana—and feel

comfortably in command.



Savana with available aftermarket conversion equipment

CUSTOM VAN. You may
never see two Savanas
that are exactly
the same. Available
in long and short
wheelbases, and in
different seating
configurations, Savana
is designed to be
as versatile as you are.
And naturally,
Savana is available
in a wide variety
of conversions from
aftermarket suppliers.
The possibilities
are almost endless.



CUSTOM COMFORT.

*It starts with the
roomiest interior of all
fullsize vans,* then
it becomes whatever you
want it to be. You
can turn your Savana
into a home away
from home, or into
first-class airline
seating, or a cabin on
a cruise ship. What
would you like your
Savana to be?*

Savana interior with available aftermarket conversion equipment

*Excludes other GM vehicles.



Savana SLE in Madrid Red Metallic, shown with available equipment

WINDOW VAN. *There are vans, and then there is Savana—with more room, more comfort, more convenience and more power than any GMC van ever. Air conditioning, AM/FM stereo and automatic transmission are standard, as is speed-sensitive power steering, which provides good feel of the road at higher speeds, yet requires less effort at lower speeds. As you'll see, Savana sets new standards for fullsize vans.*



COMMAND CENTER.

Stretch out and relax.

Savana offers more front

legroom than

*any other fullsize van.**

Controls are close

and easy to reach, and

so are the dual

cupholders and a handy

storage bin. The view

is commanding, and

truly panoramic.

It's your world.



DUAL AIR BAGS are standard in all Savanas. Still, even with air bags, always wear your safety belts, please.



ROOM TO MOVE. *It's your own personal space—use it as you wish. Savana offers available seating for five, eight, 12 or even 15. The track-mounted center and rear seats are easily removable. Open the rear doors a full 165° and load up to 316.8 cubic feet¹ of your worldly possessions—more than any other van.²*



Considering its high standards, Savana's **STEP-IN HEIGHT** and loading heights are conveniently low.





POWER TO SPARE. *It takes a lot
of pull to earn a GMC badge.*

*Indeed, Savana can tow up to 10,000
pounds¹ of boat or trailer.*

*Full-frame construction is built in,
and four-wheel antilock brakes (ABS)
plus two-stage multileaf rear springs
are standard. Yet Savana
is a pleasure to drive.*



There's a choice of four **VORTEC
GAS ENGINES**—the most powerful
in any van²—and a V8 turbo diesel.

Computer-selected **SUSPENSION
COMPONENTS** are matched to your
van's weight and payload, helping
to make Savana smooth and quiet.



¹Maximum trailering weight includes driver, one
passenger and all required trailering equipment.
²Excludes other GM vehicles.





TRIM LEVELS. *This is where Savana's versatility comes shining through.*

SAVANA CONVERSION VAN and leather interior. See your GMC dealer for details on conversion vans.

NOTE: GMC has selected a number of quality-approved outside conversion manufacturers independent of GMC to design and supply conversion models of Savana. GM and GMC are not responsible for the safety or design features, materials or workmanship of any alterations by any such manufacturer.

SAVANA SLE in Emerald Green Metallic and Neutral Custom Cloth interior. Shown with available equipment. As standard equipment, the SLE includes tilt steering wheel, cruise control, power windows and door locks, cloth interior, chrome bumpers and deluxe grille—plus all the SL features listed below.

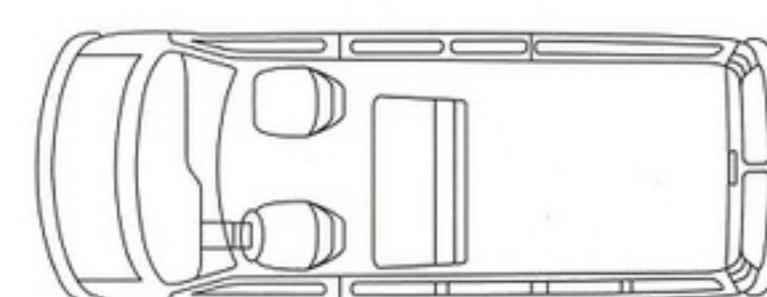
SAVANA SL in Dark Toreador Red Metallic and Gray Custom Vinyl interior. Shown with available equipment. As standard equipment, the SL includes air conditioning, reclining high-back front bucket seats, AM/FM stereo, speed-sensitive power steering, child security door locks, intermittent washer/wipers and a choice of sliding or 60/40 swing-out doors.



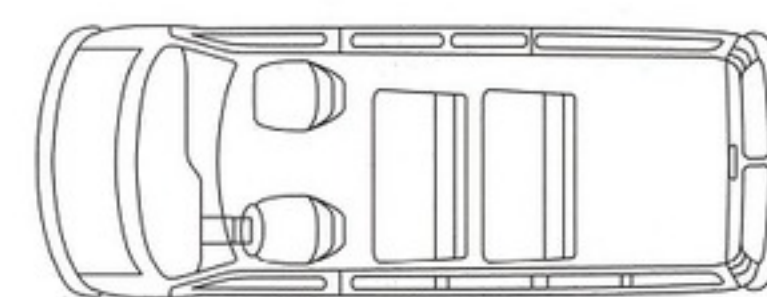


SEATING ARRANGEMENTS

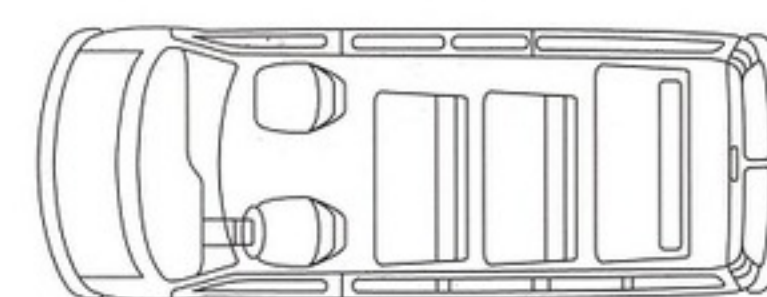
MODEL	PASSENGER SEATING			
	5	8	12	15
1500				
135" WHEELBASE	A	S	—	—
2500				
135" WHEELBASE	—	A	S	—
155" WHEELBASE	—	—	S	—
3500				
135" WHEELBASE	—	A	S	—
155" WHEELBASE	—	—	S	A



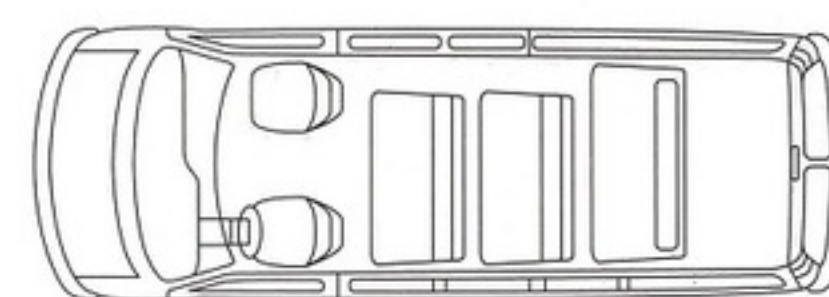
5-Passenger Seating
135" Wheelbase



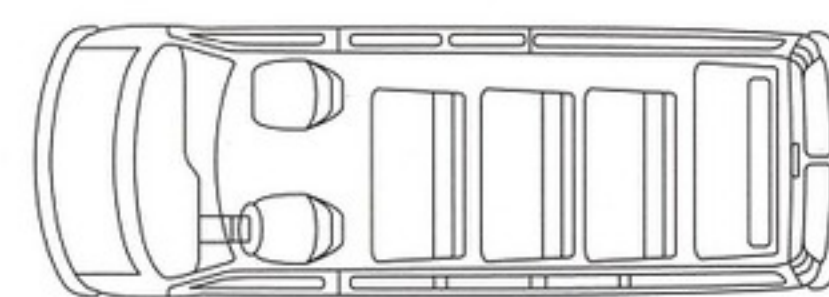
8-Passenger Seating
135" Wheelbase



12-Passenger Seating
135" Wheelbase





12-Passenger Seating
155" Wheelbase



15-Passenger Seating
155" Wheelbase



EXTRAS. You don't need a conversion van to personalize your Savana. As you can see on these pages, there are a number of ways to make Savana your own—with different wheels, side doors and other equipment. On the following pages, you'll find colors, fabrics and charts that show standard and available equipment on various Savana models.





- 1 In inclement weather, the power heated outside mirrors* defog and defrost themselves.
- 2 The 60/40 swing-out side doors open wide, providing easy access to cargo and easy entry for passengers.
- 3 With Savana's rear heater and air conditioning controls*, passengers can control the climate to their liking.
- 4 The convenient sliding side door means you can still open the door when you park close to a building or another vehicle.
- 5 You can choose a CD player, cassette player or even a combination CD/cassette player with premium eight-speaker sound system.*
- 6 Steel wheel with bright center cap and trim ring*
- 7 Steel wheel with black center cap
- 8 Chrome wheel* (1500 models only)
- 9 Aluminum wheel* (1500 models only)

*Available equipment.



10 COLORS. *Another way to
personalize your Savana is through
your choice of colors and
interior fabrics. Combine them
according to your
own tastes, using the chart below.*

COLOR COMBINATIONS

EXTERIOR COLORS	INTERIOR COLORS	
	NEUTRAL GRAY	NAVY
SUMMIT WHITE (50)	●	●
SILVERMIST MET. (17)	●	●
LT. AUTUMNWOOD MET. (55)	●	●
MEDIUM SUEDE MET. (58)	●	●
EMERALD GREEN MET. (43)	●	●
LT. STELLAR BLUE MET. (27)	●	●
MED. ADRIATIC BLUE MET. (30)	●	●
MADRID RED MET. (71)	●	●
DARK TOREADOR RED MET. (51) ..	●	●
BLACK ONYX (41)	●	●

All colors are basecoat-clearcoat for high gloss
and durable finish.




Summit White




Silvermist Metallic



Light Autumnwood Metallic



Medium Suede Metallic



Emerald Green Metallic




Light Stellar Blue Metallic



Medium Adriatic Blue Metallic



Madrid Red Metallic



Dark Toreador Red Metallic



Black Onyx




LEATHER

A wide variety of colors
available from aftermarket
conversion manufacturers.



CUSTOM CLOTH

Gray, Navy, Neutral



CUSTOM VINYL

Gray, Navy, Neutral



WELL EQUIPPED. *Savana*

has a long list of standard and

available features. Of course,

you can choose the model and

equipment that match

your own preferences.

INTERIOR EQUIPMENT

TRIM LEVELS

	SL	SLE
AIR BAGS, DUAL:		
Driver and front passenger air bags ¹	S	S
AIR CONDITIONING, FRONT (non-CFC refrigerant)	S	S
AIR CONDITIONING AND HEATER, REAR:		
Includes front and rear controls with driver override (non-CFC refrigerant) and 124 amp alternator	A	A
ASSIST HANDLE: For front passenger entry and exit	S	S
AUDIO SYSTEMS:		
AM/FM stereo (UM7)—includes seek/scan feature, digital clock and 4 premium speakers	S	S
AM/FM stereo with cassette player (UM6)—includes seek/scan feature, digital clock and 4 premium speakers	A	A
AM/FM stereo with cassette player (ULO)—includes seek/scan feature, digital clock and 8 premium speakers, auto reverse, Dolby® noise reduction, automatic tone control, Theftlock™ feature, speed-sensitive volume and power antenna (requires power windows and door locks)	A	A
AM/FM stereo with CD player (UNO)—includes seek/scan feature, digital clock and 8 premium speakers, automatic tone control, Theftlock feature, speed-sensitive volume and power antenna (requires power windows and door locks)	A	A
AM/FM stereo with cassette and CD player (UPO)—includes seek/scan feature, digital clock and 8 premium speakers, auto reverse, Dolby noise reduction, automatic tone control, Theftlock feature, speed-sensitive volume and power antenna (requires power windows and door locks)	A	A
CHILD SECURITY DOOR LOCKS:		
Sliding or 60/40 swing-out side door and rear cargo doors	S	S
CIGARETTE LIGHTER: Includes covered ashtray with light	S	S
CONSOLE, FRONT:		
Includes ashtray, cigarette lighter and storage bin with light and storage compartment for CDs or cassettes ²	S	S
CRUISE CONTROL AND TILT STEERING	A	S
CUPHOLDERS:		
Two, located in front console	S	S
DOOR PANELS:		
Interior-colored molded plastic with front door map pockets	S	—
Interior-colored molded plastic with front door map pockets and carpeted lower	—	S
FLOOR COVERING:		
Black full floor vinyl mat	S	—
Interior-colored full floor carpet	A	S
FLOOR MATS:		
Interior-colored rubber for all seating positions	—	S
GAUGES:		
Speedometer, odometer, oil pressure, voltmeter, fuel level, engine temperature and trip odometer	S	S
HEADLAMP WARNING: Lights-on warning tone	S	S
HEADLINER: Interior-colored cloth	S	S
HEATER/DEFOGGER: Includes rear heater ducts and side window defoggers	S	S
HEATER AND AIR CONDITIONING, REAR:		
Includes front and rear controls with driver override (non-CFC refrigerant) and 124 amp alternator	A	A
LIGHTING:		
Front, center and rear dome lamps, console storage and ashtray lamp	S	S
LIGHTING, AUXILIARY:		
Reading lamps, stepwell lamps, retractable underhood lamp and power outlet in front console	A	S
MIRROR, REARVIEW: With day-night feature	S	S
POWER OUTLET: Located in the front console	A	S
POWER WINDOWS AND DOOR LOCKS: Includes express-down feature on driver's window	A	S
SAFETY BELTS, FRONT:		
Height-adjustable outboard seating position lap and shoulder belts	S	S
SAFETY BELTS, CENTER AND REAR:		
Outboard seating position lap and shoulder belts, and center seating position lap belts	S	S
SCOTCHGARD® PROTECTION: On all cloth seats, trim panels and carpeting	S	S
SEAT FABRIC:		
Custom Vinyl	S	—
Custom Cloth with vinyl side and seat backs	A	S
SEATS, FRONT:		
Vinyl high-back reclining bucket seats with integral headrests	S	—
Cloth high-back reclining bucket seats with inboard armrests and integral headrests, includes driver-side seatback pocket	A	S
SEATS, CENTER:		
Track-mounted 3-passenger vinyl bench with adjustable headrests on outboard seat positions	S	—
Track-mounted 3-passenger cloth bench with adjustable headrests on outboard seat positions	—	S
SEAT, REAR:		
Track-mounted 4-passenger vinyl bench with adjustable headrests on outboard seat positions (available on 1500 models)	S	—
Track-mounted 4-passenger cloth bench with adjustable headrests on outboard seat positions (available on 1500 models)	—	S
SEATS, POWER:		
6-way power driver seat (requires cloth seats)	A	A
6-way power driver and front passenger seats (requires cloth seats)	A	A

S = Standard A = Available — = Not Available

INTERIOR EQUIPMENT (Continued)	TRIM LEVELS	
	SL	SLE
STEERING WHEEL:		
Deluxe 4-spoke steering wheel in graphite	S	—
Leather-wrapped deluxe 4-spoke steering wheel in graphite	A	S
Tilt capability and cruise control	A	S
SUNSHADES:		
Cloth covered	S	—
Cloth covered with passenger-side visor mirrors	—	S
Cloth covered with driver- and passenger-side illuminated visor mirrors	—	A

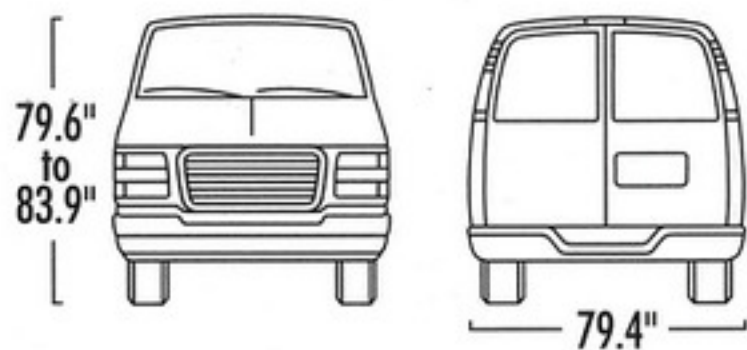
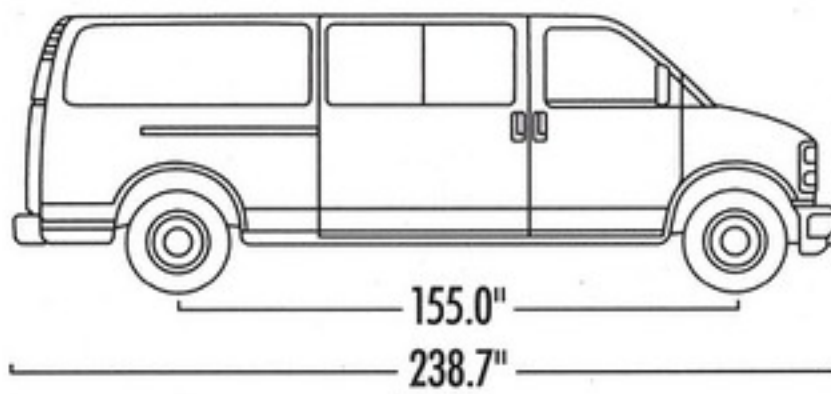
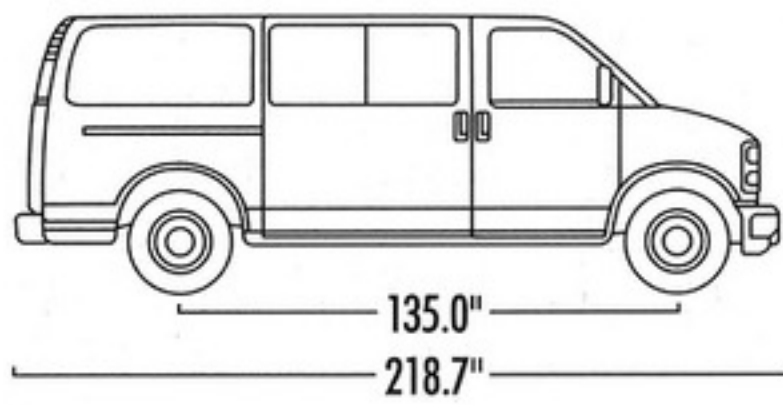
EXTERIOR EQUIPMENT

	SL	SLE
BUMPER, FRONT:		
Gray, with black step pad	S	—
Chrome, with black step pad	—	S
BUMPER, REAR:		
Gray, with black step pad and entry assist step	S	—
Chrome, with black step pad and entry assist step	—	S
CENTER HIGH-MOUNTED STOP LAMP	S	S
DAYTIME RUNNING LAMPS, AUTOMATIC	S	S
DOORS, SIDE:		
60/40 swing out side doors	S	S
Sliding side door (no extra cost)	A	A
DOORS, REAR: Cargo doors	S	S
GRILLES AND HEADLAMPS:		
Gray grille and headlamp bezels with single sealed halogen headlamp	S	—
Deluxe gray grille with composite dual halogen headlamps and bright trim ring	—	S
MIRRORS:		
Black foldaway with manual remote	S	S
Heated black foldaway with power remote (requires power windows and door locks)	A	A
MOLDING: Gray bodyside molding	—	S
REMOTE KEYLESS ENTRY: Includes two transmitters (requires power windows and door locks)	—	A
SIDE DOOR BEAMS: Driver, front passenger and side doors	S	S
TIRE AND WHEEL, SPARE: Fullsize, located under the rear of the vehicle	S	S
TIRES: Five all-season blackwall steel-belted radial tires	S	S
WHEELS:		
Steel wheel with black center cap	S	—
Steel wheel with bright center cap and trim ring	A	S
Chrome wheel (1500 models only)	A	A
Aluminum wheel (1500 models only)	A	A
WINDOW EQUIPMENT:		
Light-tinted Solar-Ray® glass on all windows	S	S
Deep-tinted Solar-Ray glass on all windows except windshield, driver- and front passenger-door glass	A	A
Intermittent windshield wipers/washer	S	S
Swing-out glass for sliding or 60/40 side doors, rear cargo doors and driver-side front quarter window	S	S

MECHANICAL EQUIPMENT

	SL	SLE
BATTERY: Delco® Freedom II® 600 cold cranking amps, dual with diesel engines	S	S
BRAKE/TRANSMISSION SHIFT INTERLOCK: Automatic transmission safety feature	S	S
BRAKES: Front disc, rear drum with four-wheel antilock feature, including non-asbestos brake pads and audible front brake wear sensors	S	S
COLD CLIMATE PACKAGE: Includes engine block heater and antifreeze protection to -37° F (gasoline engines only)	A	A
COOLANT: Long-life engine coolant (5-year/150,000-mile change interval)	S	S
DIFFERENTIAL, LOCKING REAR	A	A
EXHAUST SYSTEM: Stainless steel, with aluminized muffler and tailpipe	S	S
ON-BOARD DIAGNOSTICS, SECOND GENERATION (OBD II)	S	S
POWER STEERING, SPEED-SENSITIVE	S	S
STEERING COLUMN:		
Energy-absorbing steering column, including steel sleeve theft-deterrent locking feature	S	S
TRAILERING PACKAGE:		
Heavy duty, including 8-wire harness, weight distributing platform hitch and heavy duty flasher	A	A

For specification details and other equipment available, see your GMC dealer. Some of the available features listed here may be included in, or ordered only with, specific marketing packages or special packages. ¹ Please, even with air bags, always wear your safety belts. ² CD/cassette storage compartment not included with UM7 radio.



ENGINE SPECIFICATIONS

ENGINE	Vortec 4300	Vortec 5000	Vortec 5700	Vortec 7400	6.5L V8 turbo diesel
FUEL TYPE	Gasoline	Gasoline	Gasoline	Gasoline	Diesel
CAPACITY/CONFIGURATION/ CYLINDERS	4.3L V6	5.0L V8	5.7L V8	7.4L V8	6.5L V8
ORDERING CODE	L35	L30	L31	L29	L65
CUBIC-INCH DISPLACEMENT	262	305	350	454	395
BORE AND STROKE (mm)	101.60 x 88.39	95.00 x 88.39	101.60 x 88.39	107.95 x 101.60	103.00 x 97.03
COMPRESSION RATIO	9.2:1	9.2:1	9.4:1	9.0:1	20.2:1
VALVETRAIN	Overhead valve	Overhead valve	Overhead valve	Overhead valve	Overhead valve
FUEL DELIVERY	Sequential fuel injection	Sequential fuel injection	Sequential fuel injection	Sequential fuel injection	Indirect electronic fuel injection
SAE NET HORSEPOWER @ RPM	200 @ 4400	220 @ 4600	245 @ 4600 ¹ 250 @ 4600 ² 245 @ 4200 ³	290 @ 4000	190 @ 3400
SAE NET TORQUE @ RPM (lb-ft)	250 @ 2800	280 @ 2800	325 @ 2800 ¹ 330 @ 2800 ^{2,3}	410 @ 3200	385 @ 1800

ENGINE/MODEL AVAILABILITY

ENGINE/MODEL AVAILABILITY		<i>S = Standard</i>	<i>A = Available</i>	<i>— = Not Available</i>	
ENGINE	Vortec 4300	Vortec 5000	Vortec 5700	Vortec 7400	6.5L V8 turbo diesel
1500: 135" wheelbase	S	A	A	—	—
2500: 135" wheelbase	—	—	S	—	A
155" wheelbase	—	—	S	—	—
3500: 135" wheelbase	—	—	S	A	A
155" wheelbase	—	—	S	A	A

TRANSMISSION

Electronic 4-speed automatic with overdrive is standard on all models.

TRAILERING DATA

ENGINE	Vortec 4300			Vortec 5000			Vortec 5700			Vortec 7400			6.5L V8 turbo diesel		
	Max. Axle Ratio	Max. Trailer Weight	Max. Tongue Load	Max. Axle Ratio	Max. Trailer Weight	Max. Tongue Load	Max. Axle Ratio	Max. Trailer Weight	Max. Tongue Load	Max. Axle Ratio	Max. Trailer Weight	Max. Tongue Load	Max. Axle Ratio	Max. Trailer Weight	Max. Tongue Load
1500	3.42	4000 lbs	500 lbs	3.42	5000 lbs	600 lbs	3.42	5500 lbs	700 lbs						
	3.73	4500 lbs	550 lbs				3.73	6000 lbs	800 lbs						
2500	3.42	4000 lbs	500 lbs	3.42	5000 lbs	600 lbs	3.42	5500 lbs	700 lbs				3.73	6500 lbs	800 lbs
	4.10	5000 lbs	500 lbs				3.73	5500 lbs	700 lbs				4.10	8000 lbs	950 lbs
							4.10	7000 lbs	850 lbs						
3500							3.73	5500 lbs	700 lbs	3.42	6500 lbs	800 lbs	3.73	6000 lbs	750 lbs
							4.10	7000 lbs	850 lbs	3.73	8000 lbs	950 lbs	4.10	7500 lbs	900 lbs
										4.10	10,000 lbs	1,000 lbs			

Please see your GMC dealer for recommendations, required equipment, tips and cautions about trailering with your GMC Savana. Maximum Trailering Weight is calculated assuming the driver and one passenger are in the tow vehicle and it has all required trailering equipment. The weight of additional optional equipment, passengers and cargo in the tow vehicle must be subtracted from the maximum trailering weight. Please ask your dealer for the *GMC Trailering Guide* for more detailed trailer and tongue load weights, along with recommendations, required equipment, tips, and cautions about trailering with your GMC.

STANDARD TECHNICAL DATA

SERIES	1500	2500	2500	3500	3500
WHEELBASE	135	135	155	135	155
GVW RATING (lbs)	7100	8600	8600	9500	9500
FRONT SUSPENSION	Independent type with coil springs and shock absorbers specifically tuned to each vehicle's weight and usage via options ordered; includes stabilizer bar				
Axle capacity (lbs)	3600	4300	4300	4300	4300
Spring capacity (lbs)	3600	3800	4100	4300	4300
REAR SUSPENSION	Two-stage multileaf springs with shock absorbers				
Axle capacity (lbs)	4000	5700	5700	6084	6084
Spring capacity (lbs)	3968	5360	5360	6084	6084
BRAKES	Power-assisted front disc/rear drum four-wheel antilock brakes; includes nonasbestos brake linings with front audible wear sensors				
STEERING	Speed-sensitive power assist				
FUEL TANK CAPACITY	31 gallons	31 gallons	31 gallons	31 gallons	31 gallons
DELCO® FREEDOM BATTERY	600 cold cranking amps (dual batteries with diesel engine)				
ALTERNATOR AMPS	100	124	124	124	124

¹Models up to 8500 lbs GVWR ²Models from 8500 lbs — 10,000 lbs. GVWR ³Models above 10,000 lbs

STANDARD OCCUPANT PROTECTION EQUIPMENT

Supplemental Inflatable Restraint: manual lap/shoulder belts, driver and right front passenger and driver/front passenger air bags. Manual lap/shoulder safety belts, outboard rear seat positions. Adjustable shoulder belt upper anchors, front seat positions. Manual lap safety belts, center seat positions. Safety belt use reminder system. Energy-absorbing steering column and instrument panel. Side door beams. Interlocking door latches. Breakaway inside rearview mirror. Laminated windshield glass, urethane-bonded. Tempered safety glass, side and rear windows. Dual sun visors. Folding front seatback locks, inertia type. Safety armrests. Security door locks and door retention components. Head restraints, front seats. Pressure-lock radiator cap. Safety belt cinch capability for child seats. Child security door locks, rear doors.

STANDARD CRASH AVOIDANCE EQUIPMENT

Four-wheel antilock brake system. Brake system with dual master cylinder and warning light. Brake transmission shift interlock. Automatic Daytime Running Lamps. Side marker lamps and reflectors. Parking lamps. Four-way hazard warning flashers. Backup lamps. Directional signal control. Windshield defrosters, washer and multispeed wipers. Outside rearview mirrors. Inside day/night mirror. Starter safety switch. Dual-action hood latch. Low-glare finish on inside windshield moldings, wiper arms and blades, metallic steering wheel surfaces, inside rearview mirror frame and bracket. Maintenance-free battery. Tires with built-in tread wear indicators. Audible brake lining wear indicators with front disc brakes. Center high-mounted stop lamp. Illuminated heater and defroster controls. Safety road wheel rims.

STANDARD THEFT DETERRENCE EQUIPMENT

Visible vehicle identification number. Laser-etched VIN plate. Theft-deterrent steering column lock. Theft-deterrent key locking system. Single two-sided key system. Ignition key removal audible reminder. Remote hood release.

TRAILERING WITH YOUR SAVANA

GMC has been the mark of towing and trailering strength for decades, and Savana is built strong and durable, to handle the demands of towing. Certain equipment that prepares Savana for trailering is standard on every Savana: speed-sensitive power steering, power brakes, a large fuel tank, a 100-amp alternator, a front stabilizer bar, special transmission

oil and engine oil coolers. For other available trailering-related equipment, talk to your dealer. You'll need a hitch, of course, and a wide selection of hitch types is available, usually either from your dealer or as factory equipment. In addition, if you plan to tow frequently, you should equip your Savana with the available trailering package. This package includes a weight-distributing hitch platform and a heavy duty 8-wire electrical harness. Also required with this package are a hitch ball, mounting head, and equalizing and antisway assemblies; these are available through aftermarket sources. If you have any questions about trailering with a Savana, before you buy, feel free to ask your dealer for a copy of the *GMC Trailering Guide*. The trailering guide helps you match equipment and models to your needs and gives you valuable trailering advice for the road. Be sure to read it and use it as a guide before you hitch a trailer to your Savana.

ABOUT THIS CATALOG

We have made this catalog as comprehensive and factual as possible. We reserve the right to make changes in prices, colors, materials, equipment, specifications, models and availability at any time and without notice. Because some information may have been updated since the time of printing, please check with your GMC dealer for complete up-to-the-minute details. GMC models are equipped with engines produced by the GM Powertrain Division and are assembled by operating units of General Motors, its subsidiaries or suppliers to General Motors worldwide. It is sometimes necessary to produce models that are different or differently sourced than originally scheduled. All such components have been approved for use in GMC models and will provide the same quality performance associated with the GMC name. Since some options may be unavailable when your vehicle is assembled, we suggest you verify that your vehicle includes the equipment you ordered, or, if there are changes, that they are acceptable to you. GMC regularly sends its dealers useful GMC product service bulletins. To obtain these bulletins, ask your dealer or call 1-800-GMC-8782. GMC models are designed and built to resist corrosion. All body sheet metal components are covered by a General Motors limited warranty; see your GMC dealer for terms. Application of additional rust-inhibiting materials is not required or encouraged.



GMC is proud to be a partner in conservation with The Nature Conservancy, an organization dedicated to protecting the diversity of life on Earth. GMC contributes both money and trucks to support this worthwhile organization.



GMC backs your new vehicle with its no deductible Bumper to Bumper limited warranty. The entire vehicle is warranted for repairs, including parts and labor, to correct problems in materials or workmanship, for three years or 36,000 miles, whichever comes first (excludes routine maintenance). Diesel engines are covered up to five years or 100,000 miles, whichever comes first (a deductible applies after three years/36,000 miles). The warranty covers towing to the nearest GMC dealership, and there is no deductible for warranty repairs during the warranty period. The warranty transfers automatically with vehicle ownership during the warranty period. Body rust-through is covered for six years or 100,000 miles, whichever comes first. See your GMC dealer for terms and conditions of these limited warranties.



It's easy to arrange GMAC® financing and leasing right at your GMC dealership. For more information, see your dealer or call 1-800-32-SMART.



The GM Card® can be your ticket to considerable savings on your next new GMC. Ask your dealer for an application or call 1-800-8GM-CARD for more information, including limits and restrictions.



FOR ANOTHER WAY OF LOOKING AT SAVANA,
VISIT OUR WEBSITE AT www.gmc.com



©1996 GM Corp. All rights reserved. Buckle Up, America! GM, GMC, Savana, the GMC logo, Solar-Ray, and the GM Card are registered trademarks of General Motors Corporation. Commitment Plus, Comfortably in Command and Vortec are trademarks of General Motors Corporation. Delco Freedom is a registered trademark of Delco Electronics Corporation. Theftlock is a trademark of Delco Electronics Corporation. GMAC is a registered trademark of General Motors Acceptance Corporation. Scotchgard is a registered trademark of 3M Corporation.



COMMITMENT PLUS. *When you*

buy or lease a new GMC,

you not only get an excellent vehicle,

you get our portfolio of owner

privileges. Commitment Plus provides

outstanding extras and support

services, and lasts throughout the life

of your warranty. We want you

to feel good about driving a GMC.

COMMITMENT. PLUS

1-800-GMC-8782. For expert help and advice, additional product literature, Roadside Assistance or any of our other customer support services, you can call our toll-free number.



GMC ORIENTATION. The day you take delivery, your Commitment Plus privileges start. You'll get a thorough introduction to your GMC's controls and functions. And you'll leave with a full tank of fuel.



COMPLIMENTARY OIL CHANGE.

Once you've driven 3000 miles in your new GMC, you'll receive a complimentary engine oil change and maintenance inspection when you see your GMC dealer.



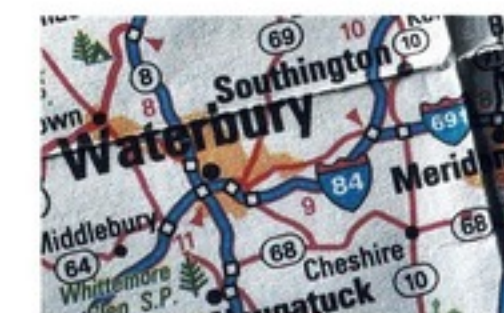
PREMIUM ROADSIDE ASSISTANCE.

There is no charge for services such as emergency roadside fuel delivery, flat tire change, lockout service, jumpstarts and warranty towing. And it's available around the clock.



COURTESY TRANSPORTATION.

For same-day warranty service, a one-way shuttle is provided—up to 10 miles away. Under certain conditions requiring overnight warranty service, you'll receive a rental vehicle or up to \$30 reimbursement for alternate transportation. (Discuss the details with your dealer when making a service appointment.)



TRAVEL BENEFITS. GMC Roadside Assistance provides deluxe trip routing service. If you need warranty repairs while traveling, you'll receive reimbursement for alternate travel accommodations in the event of trip interruption.*

*Your dealer has complete details, including conditions and restrictions. Map in brochure only ©1995 by Rand McNally, R.L. 96-S-144.

SAVANA

GMC COMFORTABLY
IN COMMAND™





SAVANA

GMC COMFORTABLY
IN COMMAND™