

2002 Mercury Grand Marquis



02 introduction to Grand Marquis

06 amenities

10 technology

contents

12 safety features

16 specifications and features

17 exterior and interior colors

19 available equipment

Taste the luxury of Grand Marquis. Plenty of room to stretch out. Responsive V8 power. Rear-wheel drive. And advanced safety features.







Mercury Grand Marquis LS Premium in Silver Frost Clearcoat Metallic. Shown with available equipment.

Grand Marquis is equally accommodating for driver and passengers, thanks to its supportive and luxurious seating surfaces with safety belts positioned for comfort. What's more, the easy-to-reach instrument panel, standard 4-speaker audio system with AM/FM stereo/cassette, available Electronic Automatic Temperature Control and an available wood- and leather-trimmed steering wheel enhance its luxurious environment—whether you're taking a cross-country trip or just running an errand in town.



Grand Marquis LS Ultimate features a wood- and leather-trimmed steering wheel and digital instrument cluster.



Adjustable Foot Pedals
The front seat adjusts to you. The steering wheel adjusts to you. And now so can your foot pedals. Grand Marquis is available with innovative power-adjustable accelerator and brake pedals that can be adjusted over two inches. It's just another example of how we use ergonomic design for improved driver comfort.



HomeLink®
Integrated into the driver's visor, the available HomeLink® Universal Transceiver lets you control up to three home devices with the touch of a button—security gates, garage doors, even home lighting—all from within the security of your 2002 Grand Marquis.



**Rear Center Seat Armrest
with Cupholders**

Grand Marquis' spacious interior includes an available rear center seat armrest that features a pair of deep cupholders. So your passengers can safely and conveniently hold beverages in place wherever you go.




Keyless Entry/SecuriLock™

Grand Marquis features an available Remote Keyless Entry system that lets you unlock the doors and the trunk from 33 feet away. You can even choose to unlock all the doors, or just the driver's door as a safety precaution. The SecuriLock™ passive anti-theft system uses an encoded ignition key that must read a corresponding coded signal to authorize the vehicle to start.



Mercury Grand Marquis LS Ultimate with Light Graphite interior. Shown with available equipment.

With 220 horsepower under the hood, Grand Marquis is able to deliver a commanding performance, whether in the city or on the highway. Its powerful 4.6-liter SOHC V8 engine, rear-wheel-drive powertrain and PrecisionTrac™ suspension system make for an incredibly nimble, well-handling machine. For even more power and performance, consider Grand Marquis LSE. With 235 horsepower and 275 lb-ft of torque, an axle ratio of 3.27:1 and rear air suspension with air springs, it's a compelling balance of capability and comfort.



At your service: 220 horsepower and 265 lb-ft of torque from a 4.6-liter V8 engine.



Four-wheel disc brakes give Grand Marquis confident stopping power.



Grand Marquis® spark plugs are platinum tipped for longer life.



Grand Marquis LSE

A 235-horsepower V8 engine, dual exhaust system, 16-inch aluminum wheels with black sidewall Handling tires and specially tuned suspension suggest this Grand Marquis is all muscle. But LSE is that and more, with leather seating surfaces, 5-passenger seating, Electronic Automatic Temperature Control and a chrome- and leather-trimmed floor shifter. Performance and classic refinement. This is Grand Marquis LSE for 2002.

Responsive Steering

Power-assisted steering is engine-speed sensitive on Grand Marquis. So when rpms are relatively high—at highway speeds, or when you're accelerating—the level of assist is minimal. At other times when rpms are low, as when parallel parking or making a slow turn, greater assistance is introduced. The steering is light to the touch, and maneuvering Grand Marquis is easy.

Every year, the National Highway Traffic Safety Administration conducts crashworthiness tests for cars and trucks. Grand Marquis was the only vehicle in its class to receive the **five-star** crash-test rating every year since 1996—for both the driver and front passenger.

This remarkable record of safety engineering achievement is the result of countless, complex factors including the integration of front and rear crumple zones designed to help absorb the impact forces in certain types of collisions.



Personal Safety System™
The Personal Safety System™ is a comprehensive restraint strategy. It includes dual-stage driver and right front passenger airbags¹; crash severity sensor, front outboard safety belt usage sensors, driver's seat position sensor, front outboard safety belt pretensioners, and front outboard energy-management safety belt retractors that help reduce the force of the belts on the occupants' chests.

¹Always wear your safety belt and secure children in the rear seat.




Emergency Trunk Release
In the unlikely situation that someone becomes accidentally locked in Grand Marquis' trunk, a phosphorescent emergency trunk release handle can be accessed from inside the trunk.



All-Speed Traction Control and Anti-lock Brake System
With two advanced features, Grand Marquis adds to your control when accelerating and steering on less-than-ideal road surfaces. The All-Speed Traction Control monitors wheel spin at all speeds, then responds using a combination of engine and braking controls to help regain available traction. And the Anti-lock Brake System (ABS) prevents wheel lockup to preserve steering control.



Keyless Entry Keypad
An available user-coded keypad located on the driver's door can unlock the doors, release the trunk, activate Grand Marquis' illuminated entry system and prevent driver lock out. So before you even enter your Grand Marquis, it's looking out for your safety.



Mercury Grand Marquis LS Premium in Silver Frost Clearcoat Metallic.



114.7 in

211.9 in



56.8 in


84.9 in

specifications

engine	Type	SOHC 16-valve V8	
	Displacement	4.6 liter	
	Horsepower (SAE net)	220 @ 4750 rpm / 235 @ 4750 rpm (LSE)	
	Torque (SAE net)	265 lb-ft @ 4000 rpm / 275 lb-ft @ 4000 rpm (LSE)	
	Fuel delivery	Sequential multi-port electronic fuel injection	
	Compression ratio	9.4:1	
	Engine control	EEC-V Electronic Engine Control	
	Scheduled tune-up interval	100,000 miles¹	
transmission	4-speed electronic automatic overdrive lockout		
axle ratio	2.73:1 / 3.27:1 (LSE)		
brakes	Power, 4-wheel disc Anti-lock Brake System (ABS) with dual piston front calipers Front: 12.4-inch disc; Rear: 11.1-inch disc		
steering	Power, engine speed-sensitive, variable-assist with pre-lubricated, low-friction steering linkage		
chassis	Body-on-frame construction		
suspension	Front: Independent Short- and Long-Arm with dive control geometry springs, gas-pressurized shocks, bushings and stabilizer bar Rear: Solid axle with 4-bar link and PrecisionTrac™ with Watt's linkage, rubber-isolated springs and gas-pressurized shocks Front: Uniquely tuned suspension—shocks, spring rates and rear stabilizer bar (LSE) Rear: Air suspension with unique springs (LSE)		
capacities	Fuel tank	19.0 gal	
	Seating capacity	6 passenger seating	
		5 passenger seating (LSE)	
	Cargo volume	20.6 cu ft	
	Curb weight	GS: 3966 lb	LS: 3988 lb
dimensions (inches)	Headroom	Front: 39.3	Rear: 37.9
	Legroom	Front: 42.5	Rear: 38.4
	Shoulder room	Front: 60.1	Rear: 60.3
	Hiproom	Front: 58.0	Rear: 58.7
	Length	211.9	
	Track	Front: 63.4	Rear: 65.3
	Width (including mirrors)	84.9	
	Height	56.8	
	Wheelbase	114.7	

exterior and interior colors

exterior



interior



available equipment

GS—available equipment

- PAINT STRIPE—upper bodyside paint stripe
- RADIO—AM/FM stereo/single CD player
- TIRE—full-size spare
- TRUNK—organizer (replaces cargo net)

GS Convenience—available equipment

- RADIO—AM/FM stereo/single CD player
- SEATS—6-passenger seating, leather seating surfaces, 8-way power driver's seat with power recline, power lumbar support and rear center seat armrest with 2 cupholders
- TIRE—full-size spare
- TRUNK—organizer (replaces cargo net)

LS Premium, LSE and LS Ultimate—available equipment

- RADIO—AM/FM stereo/cassette/premium sound with Radio Data System⁴
- RADIO—6-disc, trunk-mounted, radio-controlled CD changer (requires premium audio)
- SEATS—6-passenger, leather seating surfaces (*no charge option*) with dual 8-way power front seats, power recline, power lumbar support and rear center seat with 2 cupholders⁵
- TIRE—full-size spare
- TRUNK—organizer (replaces cargo net)
- WHEELS—16-inch lacy spoke cast aluminum³



16-inch chromed locking wheel cover



16-inch teardrop aluminum



16-inch lacy spoke cast aluminum³

To ensure we're offering our customers the best service possible, we proudly offer the **Mercury Personal Consultant**. Just visit our Web site at www.mercuryvehicles.com/pc and one of our manufacturer's representatives will help with anything from price quotes to product features to arranging a test drive at your local dealer—at no cost or obligation.



FORD CREDIT Ford Credit provides the convenience of one-stop shopping with a variety of simple-to-understand purchase or Red Carpet Lease programs available right at the dealership. For more information, ask your dealer for details, or visit us on the Web at www.fordcredit.com



To help minimize the impact of this brochure on the environment, Mercury prints on recycle-grade coated paper that contains a minimum of 10% post-consumer waste.

Following publication of this brochure, certain changes in standard equipment, options, prices and the like, or product delays may have occurred which would not be included in these pages. Your Mercury dealer is your best source for up-to-date information. Lincoln Mercury reserves the right to change product specifications at any time without incurring obligations.

2002 EPA mileage estimates were unavailable when this brochure was printed. Options shown or described in this brochure are available at extra cost and may be offered only in combination with other options or subject to additional ordering requirements or limitations.

standard equipment

GS—The GS and all Grand Marquis models are equipped with the following standard equipment:

- AIR CONDITIONING—manual temperature control
- AIRBAGS—dual-stage driver and right front passenger airbags²
- ALL-SPEED TRACTION CONTROL
- ANTENNA—concealed radio antenna
- ARMRESTS—front center seat, fold-down armrests
- BATTERY SAVER—turns off interior lights and headlamps
- BELT-MINDER™—unfastened safety belt warning indicator
- BRAKES—power, 4-wheel disc Anti-lock Brake System (ABS) with dual piston front calipers, automatic parking brake release and brake shift interlock
- BUMPERS—color keyed front/rear 5 mph impact with chrome-trimmed inserts and extensive corrosion protection
- CHILD-SAFETY SEAT TETHER ANCHORS
- CLOCK—digital
- CUPHOLDERS—dual front ashtray-mounted cupholders
- DEFROSTER—rear window
- DUCTS—rear heat floor outlets
- EXHAUST—single, stainless steel
- FAIL-SAFE COOLING SYSTEM
- FLOOR MATS—carpeted front and rear
- FUEL DOOR—remote fuel filler door release button
- GLASS—solar tinted
- GLOVE BOX—lockable and illuminated
- GRAB HANDLES—collapsible passenger assist located in headliner
- GRILLE—chrome
- HEADLAMPS—wraparound complex reflector with crystalline lenses, parking, cornering lamps and autolamp on/delay off system
- INSTRUMENT PANEL—analog instrumentation with speedometer, fuel gauge, temperature gauge, voltmeter, oil pressure gauge, odometer, trip odometer and traction control switches
- LIGHTS—illuminated switches for all doors with theater lighting feature, luggage compartment, glove box, high-mounted rear brake and dual beam map/dome lamps
- LOCKS—child-safety locks on rear doors, power door locks and single key entry/ignition
- MAP POCKETS—front door trim panels and front seatbacks
- MIRRORS—folding, dual power heated exterior
- MOLDINGS—narrow color-keyed bodyside moldings with bright inserts
- PARTICULATE AIR FILTRATION SYSTEM
- PERSONAL SAFETY SYSTEM™—dual-stage driver and right front passenger airbags², crash severity sensor, front outboard safety belt usage sensors, driver's seat position sensor, front outboard safety belt pretensioners and energy-management safety belt retractors

- RADIO—AM/FM stereo/cassette with 4 speakers
- SAFETY BELTS—front outboard 3-point safety belts with height-adjustable D-rings, lap belts for front and rear center seat passengers and lap/shoulder belts for rear seat outboard passengers
- SEATS—6-passenger seating, luxury twin comfort cloth seats, 8-way power driver's seat with power recline and power lumbar support
- SECURILOCK™—passive anti-theft system
- SMARTLOCK™—anti-lockout system
- SPEED CONTROL—fingertip controls with tap-up/tap-down feature
- STEERING COLUMN CONTROLS—stalk-mounted control on steering column for turn signals, headlamp-on and high beam, flash-to-pass, windshield wiper/washer
- STEERING WHEEL—with tilt column
- TAILLAMPS—complex reflector with large reverse lamps
- TIRES—P225/60SR16 white sidewall all-season with mini-spare
- TRUNK—fully trimmed with low liftover design, cargo net, spare tire cover, phosphorescent manual emergency trunk release handle inside trunk and remote decklid release located on driver's door trim panel
- VISORS—driver and passenger vanity mirrors with secondary visors
- WARNING CHIME SYSTEM—safety belt reminder, headlamps-on and door open/key-in-ignition
- WARNING LIGHT SYSTEM—low fuel, check engine, fail-safe cooling, emissions system, airbag² readiness alert, safety belt reminder, parking brake, ABS and All-Speed Traction Control
- WHEELS—16-inch chromed locking wheel covers
- WINDOWS—power windows with illuminated switches and express-down driver's window
- WINDSHIELD WIPERS—2-speed variable intermittent setting with steering column lever and auto headlamps-on when activated

GS Convenience—In addition to or in place of the GS standard equipment, the GS Convenience is equipped with the following:

- PAINT STRIPE—upper bodyside paint stripe
- POWER-ADJUSTABLE FOOT PEDALS—pedals that adjust over 2 inches at the touch of a button
- REMOTE KEYLESS ENTRY SYSTEM—2 key fobs with panic alarm button, illuminated entry and keyless entry keypad on driver's door

LS Premium—In addition to or in place of the GS Convenience standard equipment, the LS Premium is equipped with the following:

- AIR CONDITIONING—Electronic Automatic Temperature Control
- ARMREST—rear center seat fold-down armrest with 2 cupholders
- HOMELINK® UNIVERSAL TRANSCIEVER—located on driver's visor
- LIGHTS—rear seat reading lamps
- MIRROR—electrochromic (auto-dimming) rearview mirror with compass
- MOLDINGS—wide color-keyed bodyside moldings with bright inserts
- SEATS—8-way power passenger seat, power recline and power lumbar support
- SEATS—leather seating surfaces—*no charge option*
- STEERING WHEEL—leather wrapped with tilt column
- VISORS—dual illuminated vanity mirrors
- WHEELS—16-inch teardrop aluminum

LSE—In addition to or in place of the LS Premium standard equipment, the LSE is equipped with the following:

- FLOOR CONSOLE—front center console with chrome- and leather-trimmed floor shifter, storage and 2 cupholders
- HANDLING PACKAGE—larger diameter rear stabilizer bar, P225/60TR16 black sidewall Handling tires, uniquely tuned front suspension, rear air suspension with unique springs, 16-inch lacy spoke aluminum wheels and dual stainless steel exhaust³
- RADIO—AM/FM stereo/cassette/premium sound with Radio Data System
- SEATS—5-passenger leather seating surfaces, dual 8-way power front seats with power recline and power lumbar support
- STEERING WHEEL—leather wrapped with duplicate audio, climate and speed controls

LS Ultimate—In addition to or in place of the LSE standard equipment, the LS Ultimate is equipped with the following:

- EXHAUST—single, stainless steel
- INSTRUMENT CLUSTER—digital with built-in message center
- SEATS—6-passenger seating, luxury twin comfort cloth seats, 8-way power front seats with power recline and power lumbar support
- SEATS—leather seating surfaces—*no charge option*
- STEERING WHEEL—wood and leather trimmed with duplicate audio, climate and speed controls
- SUSPENSION—rear air
- TIRES—P225/60SR16 white sidewall all-season
- WHEELS—16-inch teardrop aluminum

1 Under normal driving conditions with routine fluid and filter changes.
2 Always wear your safety belt and secure children in the rear seat.
3 Standard on LSE; not available on LS Ultimate.
4 Standard on LSE and LS Ultimate.
5 Not available on LSE.



cougar



sable



grand marquis



villager



mountaineer



The Mercury Commitment® refers to the extra comforts

of ownership, exemplified in a comprehensive benefits

package. It is the assurance that meeting your driving needs

will always be our ultimate objective. Ask your dealer for

complete details and a copy of the limited warranty.

Mercury Test Drive 888.566.8888

Customer Assistance 800.392.3673

Roadside Assistance 800.241.3673

mercuryvehicles.com