

2002 Mercury Sable





contents

02 introduction to Sable

06 technology

08 safety features

10 amenities

18 specifications and features

19 exterior and interior colors

21 available equipment

The 2002 Mercury Sable. For those

discerning individuals who appreciate an automobile that's designed to express a more sophisticated sense of style.





Mercury Sable LS Premium Sedan in Black Clearcoat. Shown with available equipment.








Mercury Sable LS Premium Wagon in Arizona Beige Clearcoat Metallic. With standard 3rd-row seating, Sable Wagons can accommodate up to eight passengers.



Sable offers you a choice of two engines; each delivers a refined driving experience. On Sable GS and GS Plus, a reliable 3.0-liter Vulcan V6 produces torque-rich power to help move you from a stop to highway-merging speeds with quiet authority. On Sable LS Premium, the 3.0-liter DOHC Duratec V6 features highly durable aluminum construction and 24-valve technology. Rated at 200 horsepower and 200 lb-ft of torque, it responds to your demands with the smooth, muscular precision you expect from a Mercury.




The art of power: Sable LS Premium's 3.0-liter DOHC 24-valve Duratec V6.



With adaptive shift control, shift patterns adjust to your driving style.



Sable's spark plugs are platinum tipped for longer life.



**Independent Suspension**  
Sable's precise balance of ride and handling turns everyday driving into a daily source of satisfaction. Spring rates and suspension mounts are carefully tuned to isolate you from the imperfections of the road, while still allowing its pleasures to filter through.



**Responsive Steering**  
Sable's power-assisted steering is engine-speed sensitive. So when rpms are relatively high—at highway speeds, or when you're accelerating—the level of assist is minimal. At other times when rpms are low, as when parallel parking or making a slow turn, greater assistance is introduced. The steering is light to the touch, and maneuvering Sable is easy.



For the past three years, Sable has earned the U.S. government's highest rating—**five stars**—for frontal crash performance. And a study of frontal offset safety crash tests by the Insurance Institute for Highway Safety ranked Sable a **Best Pick** for the third year in a row. These findings confirm our thorough approach to advanced safety engineering, which includes sensors that monitor front impact severity and driver's seat position, deploying the front airbags<sup>1</sup> at a rate appropriate to the crash.



**Personal Safety System™**

The Personal Safety System™ is a comprehensive restraint strategy. It includes dual-stage driver and right front passenger airbags<sup>1</sup>, crash severity sensor, front outboard safety belt usage sensors, driver's seat position sensor, front outboard safety belt pretensioners, and front outboard energy-management safety belt retractors that help reduce the force of the belts on the occupants' chests.

<sup>1</sup>Always wear your safety belt and secure children in the rear seat.



**Side-Impact Airbags<sup>1</sup>**

Designed to help protect the driver and front passenger in certain side-impact collisions, side-impact head/chest airbags are available on all models as part of the Secure Package. Sable's engineering includes a cross-car beam, located behind the instrument panel, that helps reduce intrusion in a side-impact collision.



Mercury Sable LS Premium Sedan in Black Clearcoat with Dark Charcoal interior. Shown with available equipment.





#### **Flip-Fold Center Console**

Flip forward Sable's available padded front center console to gain access to dual cupholders and ample storage space for your personal items. Or you can close the padded console for 6-passenger seating.

#### **Keyless Entry/SecuriLock™**

Unlock Sable's doors and trunk from 33 feet away; SecuriLock™, our passive anti-theft system, uses an encoded ignition key to guard against unauthorized starting of your vehicle.

#### **60/40 Split-Fold Rear Seatback**

You can fold down a portion of the available 60/40 split-fold rear seatback to create a cargo space that's versatile enough for transporting lengthy articles.

#### **Auto-Dimming Rearview**

##### **Mirror with Compass**

An available large rearview mirror automatically dims glaring headlight reflections; a built-in compass indicates what direction you're headed.



#### **MACH® Audio System**

The available MACH® Audio System features an AM/FM stereo/cassette and 6-disc CD changer for hours of listening pleasure. The system includes six premium speakers placed strategically within Sable's passenger cabin to create deep, rich and vivid sound.



#### **Power-Adjustable Foot Pedals**


Sable was the first in its class to offer available pedals that adjust to fit different drivers' proportions. The accelerator and brake pedal unit can be adjusted up to three inches for improved driver comfort.



#### **Power-Heated Exterior Mirrors with Security Approach Lamps**

Available electrically heated exterior mirrors help keep your view clear in cold or inclement weather. A standard Remote Keyless Entry system activates security approach lamps that illuminate the ground at your feet as you enter your Sable.





#### **All-Speed Traction Control<sup>2</sup>**

Included as part of the Secure Package, Sable's available All-Speed Traction Control monitors wheel spin at all speeds, then responds using a combination of engine and braking controls to help a spinning drive wheel regain available traction—and the driver maintain control.

<sup>2</sup>Requires ABS.



#### **Structural Integrity**

Sable's one-piece bodyside construction and reinforced roof pillars are part of the engineering structure that helped it earn the maximum five stars in U.S. government frontal crash performance testing three years in a row.

#### **10 amenities**

It wouldn't be from Mercury if it didn't offer everything you need to travel in style, comfort and convenience. Inside, Sable's luxurious passenger cabin welcomes you with generous legroom, headroom and hiproom. And an available power moonroof lets you enjoy the outside world. The impressive list of features includes a keyless entry keypad, power windows, air conditioning with a particulate air filter, tilt steering column, auxiliary 12-volt power point, speed control and, of course, dual front and rear cupholders.






Mercury Sable LS Premium Sedan with Light Parchment interior. Shown with available equipment.







Mercury Sable LS Premium Sedan in Silver Frost Clearcoat Metallic. Shown with available equipment.





sedan/wagon 108.5 in  
sedan 199.8 in / wagon 197.8 in



sedan/wagon 79.7 in

sedan 55.5 in  
wagon 57.8 in

specifications

		GS and GS Plus	LS Premium
engines	Type	OHV 12-valve Vulcan V6	DOHC 24-valve Duratec V6
	Displacement	3.0 liter	3.0 liter
	Horsepower (SAE net)	155 @ 4900 rpm	200 @ 5650 rpm
	Torque (SAE net)	186 lb-ft @ 3900 rpm	200 lb-ft @ 4400 rpm
	Fuel delivery	Sequential multi-port electronic fuel injection	Sequential multi-port electronic fuel injection
	Compression ratio	9.7:1	10.0:1
	Engine control	EEC-V Electronic Engine Control	EEC-V Electronic Engine Control
		Scheduled tune-up interval	100,000 miles <sup>1</sup>
		100,000 miles <sup>1</sup>	100,000 miles <sup>1</sup>
		Sable Sedans	Sable Wagons
transaxle		4-speed electronic automatic with overdrive and adaptive shift control	
brakes		Front: 11.6-inch vented disc	Front: 11.6-inch vented disc
		Rear: 8.9-inch drum	Rear: 10.1-inch disc
steering		Power, engine speed-sensitive, variable-assist rack-and-pinion	
suspension	Front	Fully independent, MacPherson with gas-pressurized hydraulic struts and stabilizer bar	
	Rear	Fully independent Quadralink system with gas-pressurized hydraulic struts and stabilizer bar	Independent Short- and Long-Arm with gas-pressurized hydraulic shock absorbers and stabilizer bar
capacities	Fuel tank	18.0 gal	18.0 gal
	Cargo capacity	16.0 cu ft	38.8 cu ft/81.3 cu ft (rear seat up/down)
	Curb weight	3336 lb Vulcan/3316 lb Duratec	3502 lb Vulcan/3481 lb Duratec
	Passengers	5 passenger seating (with center console) 6 passenger seating (with flip-fold center console)	7 passenger seating (with center console) 8 passenger seating (with flip-fold center console)
dimensions (inches)	Headroom (without moonroof)	Front: 39.8    Rear: 36.7	Front: 39.4    Rear: 38.9
	Legroom	Front: 42.2    Rear: 38.9	Front: 42.2    Rear: 38.5
	Shoulder room	Front: 57.3    Rear: 56.6	Front: 57.3    Rear: 56.7
	Hiproom	Front: 54.4    Rear: 55.7	Front: 54.4    Rear: 55.4
	Length	199.8	197.8
	Track	Front: 61.6    Rear: 62.1	Front: 61.6    Rear: 62.1
	Width (including mirrors)	79.7	79.7
	Height	55.5	57.8
	Wheelbase	108.5	108.5

exterior and interior colors

exterior



interior





## available equipment

### GS Sedan and GS Plus Sedan—available equipment

- BRAKES—4-wheel Anti-lock Brake System (ABS)—*no charge option*
- SEATS—5-passenger seating with dual recliners, front armrest, front seatback map pockets, 2-way head restraints and floor shift/console
- SECURE PACKAGE—with driver and front passenger side-impact head/chest airbags<sup>3</sup> and All-Speed Traction Control (requires ABS)
- WHEELS—7-spoke machined aluminum

### GS Wagon and GS Plus Wagon—available equipment

- BRAKES—4-wheel Anti-lock Brake System (ABS)—*no charge option*
- SECURE PACKAGE—with driver and front passenger side-impact head/chest airbags<sup>3</sup> and All-Speed Traction Control (requires ABS)
- WHEELS—7-spoke machined aluminum

### LS Premium Sedan and LS Premium Wagon—available equipment

- BRAKES—4-wheel Anti-lock Brake System (ABS)—*no charge option*
- MOONROOF—power with one-touch open feature and sunshade
- RADIO—MACH® Audio System with AM/FM stereo/cassette and 6 premium speakers with 6-disc CD changer
- SEAT—6-way power front passenger seat<sup>5</sup>
- SEATS—Leather seating surfaces—*no charge option*
- SEATS—6-passenger seating with dual recliners, front armrest, front seatback map pockets, 2-way head restraints and front center seat/flip-fold console
- SECURE PACKAGE—with driver and front passenger side-impact head/chest airbags<sup>3</sup> and All-Speed Traction Control (requires ABS)
- WHEELS—5-spoke Chrometec



16-inch deluxe  
locking wheel cover



16-inch 7-spoke  
machined aluminum wheel



16-inch 5-spoke  
Chrometec wheel

To ensure we're offering our customers the best service possible, we proudly offer the **Mercury Personal Consultant**. Just visit our Web site at [www.mercuryvehicles.com/pc](http://www.mercuryvehicles.com/pc) and one of our manufacturer's representatives will help with anything from price quotes to product features to arranging a test drive at your local dealer—at no cost or obligation.



**FORD CREDIT** Ford Credit provides the convenience of one-stop shopping with a variety of simple-to-understand purchase or Red Carpet Lease programs available right at the dealership. For more information, ask your dealer for details, or visit us on the Web at [www.fordcredit.com](http://www.fordcredit.com)



To help minimize the impact of this brochure on the environment, Mercury prints on recycle-grade coated paper that contains a minimum of 10% post-consumer waste.

Following publication of this brochure, certain changes in standard equipment, options, prices and the like, or product delays may have occurred which would not be included in these pages. Your Mercury dealer is your best source for up-to-date information. Lincoln Mercury reserves the right to change product specifications at any time without incurring obligations.

2002 EPA mileage estimates were unavailable when this brochure was printed. Options shown or described in this brochure are available at extra cost and may be offered only in combination with other options or subject to additional ordering requirements or limitations.

## standard equipment

### GS Sedan—The GS Sedan and all Sable models are equipped with the following standard equipment:

- AIR CONDITIONING—manual temperature control
- AIR EXTRACTORS—quarter panel for improved ventilation and door closing
- ANTENNA—fixed mast
- BATTERY SAVER—turns off interior lights after 30 minutes
- BRAKES—power-assisted front disc/rear drum
- BUMPERS—color-keyed front/rear 5 mph impact
- CLOCK—digital with dimming feature
- CUPHOLDERS—2 rear and 2 integrated into front center console with coin holder and cassette storage
- DEFROSTER—rear window
- DUCTS—rear heat floor outlets
- EMERGENCY TRUNK RELEASE—phosphorescent handle located inside trunk<sup>2</sup>
- ENGINE—3.0-liter OHV 12-valve Vulcan V6
- GLASS—solar tinted
- GLOVE BOX—illuminated
- GRAB HANDLES—retractable front passenger<sup>2</sup> and 2 rear, with integral rear coat hooks
- HEADLAMPS—complex reflector clear lens with integrated turn signals
- HOOD RELEASE—remote with gas assist hood struts
- INSTRUMENT PANEL—with black cluster, positive shutoff climate control registers, side window demisters and full width windshield defroster
- INSTRUMENTATION—coolant temperature and fuel gauges, analog speedometer, tachometer, odometer and trip odometer
- INTEGRATED CONTROL PANEL—with radio, rear window defroster, clock and climate controls
- LIGHTS—dual beam map/dome lamp, courtesy dome lamp with on/off/automatic settings and delay-off
- LOCKS—child-safety locks on rear doors and power door locks with illuminated front switches
- LOWER ANCHORS AND TETHER ANCHORS FOR CHILDREN (LATCH)—rear, 2 outboard lower and 3 upper tether anchors
- MAP POCKETS—located on all doors
- MIRRORS—dual power exterior mirrors with security approach lamps and interior day/night rearview
- MOLDINGS—color keyed bodyside protection with bright insert
- PARTICULATE AIR FILTER
- PERSONAL SAFETY SYSTEM™—dual-stage driver and front right passenger airbags<sup>3</sup>, crash severity sensor, front outboard safety belt usage sensors, driver's seat position sensor, front outboard safety belt pretensioners and energy management belt retractors
- POWER POINT—auxiliary front 12-volt
- RADIO—AM/FM stereo/cassette with 4 speakers<sup>4</sup>
- REMOTE KEYLESS ENTRY SYSTEM—2 key fobs with panic alarm button
- SAFETY BELTS—front outboard 3-point safety belts with height-adjustable D-rings, (center seat lap belt only) and rear 3-point safety belts for all seat positions

- SEATS—6-passenger seating with dual recliners, front armrest, front seatback map pockets, 2-way head restraints and front center seat/flip-fold console
- SECURILOCK™—passive anti-theft system
- SPEED CONTROL—fingertip controls with tap-up/tap-down feature
- STEERING WHEEL—tilt column with 4-spoke color-keyed wheel
- TIE-DOWN HOOK—on decklid in latch<sup>2</sup>
- TIRES—P215/60R16 all-season with mini-spare
- TRUNK—fully trimmed with 4 cargo hooks in lower trim<sup>2</sup>
- VISORS—cloth covered with covered vanity mirrors
- WARNING CHIME SYSTEM—safety belt reminder, headlamps-on, door open/key-in-ignition
- WARNING LIGHT SYSTEM—airbags<sup>3</sup>, door ajar, battery, oil pressure, brake system alert, service engine soon, safety belt reminder, low coolant and low fuel indicator
- WHEELS—with deluxe locking wheel covers
- WINDOWS—power, includes lockout switch, express-down driver's window, 10-minute accessory delay and illuminated controls
- WINDSHIELD WIPERS—aerodynamic 2-speed with variable intermittent setting

### GS Plus Sedan—In addition to or in place of the GS Sedan standard equipment, the GS Plus Sedan is equipped with the following:

- MIRRORS—dual power heated exterior with security approach lamps and electrochromic (auto-dimming) rearview with digital compass
- POWER-ADJUSTABLE FOOT PEDALS—pedals that adjust up to 3 inches at the touch of a button
- RADIO—AM/FM stereo/single CD player with 4 speakers
- SEATS—60/40 split-fold rear seatback and 6-way power driver's seat with manual lumbar support
- VISORS—illuminated vanity mirrors and secondary visors

### LS Premium Sedan—In addition to or in place of the GS Plus Sedan standard equipment, the LS Premium Sedan is equipped with the following:

- AIR CONDITIONING—Electronic Automatic Temperature Control
- DUCTS—rear seat air conditioning outlets (7-passenger seating only)
- ENGINE—3.0-liter DOHC 24-valve Duratec V6
- FOG LAMPS
- HEADLAMPS—automatic on/delay off
- KEYLESS ENTRY KEYPAD—located on driver's door
- PERIMETER ANTI-THEFT SYSTEM
- RADIO—AM/FM stereo/cassette with 4 speakers
- SEATS—5-passenger seating with dual recliners, front armrest, front seatback map pockets, 2-way head restraints and floor shift/console
- STEERING WHEEL—leather wrapped
- TRUNK CARGO NET
- WHEELS—7-spoke machined aluminum

### GS Wagon—In addition to or in place of the GS Sedan standard equipment, the GS Wagon is equipped with the following:

- ANTENNA—power
- BRAKES—4-wheel disc
- BUMPER—with rear step pad
- CARGO COVER—retractable
- LIFTGATE—2-way, flip-up window with exterior release handle
- LIGHTS—rear cargo dome lamp that is liftgate activated with on/off/automatic settings
- LUGGAGE RACK—aerodynamic with adjustable crossbar and tie-downs
- SAFETY BELTS—2nd-row 3-point safety belts for outboard seat positions (center seat lap belt only) and 3rd-row 3-point safety belts
- SEATS—60/40 split-fold rear seatback and rear-facing 3rd-row seat with vinyl trim
- STORAGE—in right quarter panel and locking under floor storage
- TIE-DOWN HOOKS—4 in load floor
- WIPER—rear window wiper/washer

### GS Plus Wagon—In addition to or in place of the GS Wagon standard equipment, the GS Plus Wagon is equipped with the following:

- MIRRORS—dual power heated exterior with security approach lamps and electrochromic (auto-dimming) rearview with digital compass
- POWER-ADJUSTABLE FOOT PEDALS—pedals that adjust up to 3 inches at the touch of a button
- RADIO—AM/FM stereo/single CD player with 4 speakers
- SEATS—6-way power driver's seat with manual lumbar support
- VISORS—illuminated vanity mirrors and secondary visors

### LS Premium Wagon—In addition to or in place of the GS Plus Wagon standard equipment, the LS Premium Wagon is equipped with the following:

- AIR CONDITIONING—Electronic Automatic Temperature Control
- DUCTS—rear seat air conditioning outlets (7-passenger seating only)
- ENGINE—3.0-liter DOHC 24-valve Duratec V6
- FOG LAMPS
- HEADLAMPS—automatic on/delay off
- KEYLESS ENTRY KEYPAD—located on driver's door
- PERIMETER ANTI-THEFT SYSTEM
- RADIO—AM/FM stereo/cassette with 4 speakers
- SEATS—7-passenger seating with dual recliners, front armrest, front seatback map pockets, 2-way head restraints and floor shift/console
- STEERING WHEEL—leather wrapped
- WHEELS—7-spoke machined aluminum

<sup>1</sup> Under normal driving conditions with routine fluid and filter changes.

<sup>2</sup> Not available on Wagon models.

<sup>3</sup> Always wear your safety belt and secure children in the rear seat.

<sup>4</sup> Standard on GS and LS Premium models. Upgraded feature on GS Plus models.

<sup>5</sup> Requires the Secure Package.





cougar



sable



grand marquis



villager



mountaineer



MERCURY

The Mercury Commitment® refers to the extra comforts of ownership, exemplified in a comprehensive benefits package. It is the assurance that meeting your driving needs will always be our ultimate objective. Ask your dealer for complete details and a copy of the limited warranty.

Mercury Test Drive 888.566.8888

Customer Assistance 800.392.3673

Roadside Assistance 800.241.3673

[mercuryvehicles.com](http://mercuryvehicles.com)