

INFINITI 2004



INFINITI



Question rules. Test limits. And forge directions all your own. At Infiniti, we engineer vehicles for those who live to express their identity—not by the badges they wear, but by the ideas they embrace and the ideas they create. From the award-winning VQ engine<sup>1</sup> to laser-guided cruise control<sup>2</sup> to sophisticated all-wheel drive, Infiniti vehicles are known for innovation, not ostentation. Each model caters to a different taste and intention, but all deliver a powerful fusion of technology and performance, enveloped by immaculate refinement. They are the ideal vehicles for those who seek inspiration—and other destinations not found on any map.

<sup>1</sup> Ward's Auto World and Ward's Engine and Vehicle Technology Update, January 2003.

<sup>2</sup> Optional Intelligent Cruise Control is not a collision avoidance or warning device. For highway use only and not intended for congested areas or city driving. The system will not brake automatically to a stop. Failure to apply the brakes could result in an accident.

Q45	01
G35 SEDAN	02
G35 COUPE	03
I35	04
QX56	05
FX35	06
FX45	07
SPECIFICATIONS	08

# Q45

NOT JUST THE FLAGSHIP OF INFINITI, THE FLAGSHIP OF INNOVATION.

**IN THE WORLD OF LUXURY SEDANS, THE Q45 STANDS APART.** In it alone, exceptional performance is paired with ultimate comfort. The result: it indulges both your intellect and your soul in equal measure. The titanium-valved 4.5-litre V8 engine, the most powerful in its class,<sup>1</sup> packs 340 horsepower and 333 lb-ft of torque. Yet when you press the throttle, the release of that power is as smooth as it is unrelenting. Inside the cabin, you are further spoiled with such features as rich Sojourner leather appointments, voice-activated controls, satellite navigation, even a RearView Monitor<sup>2</sup> that shows you any obstructions in your path. The Q45 is definitive proof that power doesn't have to be raw. It can be refined.



Q45 Premium shown in Brilliant Silver.



**VEHICLE INFORMATION SYSTEM** Car meets computer in the Q45. An in-dash monitor is the nerve centre of many of the Q45's functions like climate control and audio systems. A standard RearView Monitor<sup>3</sup> helps you view the road behind when in reverse. Add the DVD-based Infiniti Navigation System<sup>4</sup> and it can also show you the road ahead. Using GPS satellite technology, it pinpoints your exact location and guides you to your destination with a 3-D map. To make sure your eyes stay on the road, it speaks clear, audible turn-by-turn directions that are easy to follow.

**10-WAY ADJUSTABLE DRIVER'S SEAT** Your arrival is welcomed by an interior appointed with Italian-crafted Sojourner leather; the adjustable driver's seat tunes to your every desire (you can even heat or cool it to your liking with available climate-controlled front seats) and remembers your exact preferences, making every journey truly unforgettable.

**THE MOST POWERFUL ENGINE IN THE CLASS** To achieve a class-leading 340 horsepower<sup>1</sup> and 333 lb-ft of torque in the Q45's 4.5-litre V8, Infiniti engineers threw out the conventional wisdom of engine design. Right down to the metals they employed. Instead of steel, they opted for titanium valves that are lighter and stronger, allowing the engine to rev higher, quicker and more quietly.

<sup>1</sup> Based on Ward's Upper Luxury Class, comparably equipped sedans. 2004 Q45 vs. 2003 competitors.

<sup>2</sup> The RearView Monitor is a convenience but is not a substitute for proper backing procedures. Always turn and check that it is safe to do so before backing up.

<sup>3</sup> Factory-installed feature. Never program while driving. GPS service may not function properly when satellite reception is weak (see Navigation System owner's manual for details). Mapping may not be detailed in all areas. Periodic updates to the DVD will be available.

U.S. instrumentation shown.




# G35 SEDAN

A POWERFUL NEW STANDARD IN PREMIUM SPORT SEDANS.



G35 Sedan shown in Brilliant Silver.



AWD G35x Sedan shown in Black Obsidian.

**MOST VEHICLES RESIDE IN THE GARAGE. THE G35 ENTERS THE PSYCHE AND STUBBORNLY REFUSES TO LEAVE.** Understandable, as it performs as if it were an extension of you. As the powerful V6 produces an exhilarating 260 horsepower, its race-inspired, drive-by-wire throttle provides optimized response. Precise dynamic weight balance gives it reflex-quick handling. Zero-lift<sup>1</sup> aerodynamics helps it grip the road as powerfully as it grips your thoughts. It's all enough to put you completely under its spell. One that you will have no desire to escape.

**NEW ALL-WHEEL DRIVE G35x SEDAN** With its advanced ATTESA E-TS™ All-Wheel Drive system, the new AWD G35x Sedan is ready for any kind of weather. This intelligent all-wheel drive constantly monitors wheel slippage and automatically shifts from all-wheel drive to rear-wheel drive, or anything in between, delivering performance and stability perfectly matched to any driving condition.

**AVAILABLE INFINITI DVD NAVIGATION SYSTEM\*** Located on a central, retractable display, this option uses Global Positioning System (GPS) satellites to pinpoint your present location. Input your destination, and it calculates your route and tells you exactly when to turn. And with Birdview,<sup>2</sup> you can see your route in 3-D from an elevated perspective.

**260 HP V6 ENGINE WITH 260 LB-FT OF TORQUE** The G35's V6 engine has been called "... the benchmark for just about every other auto maker..."<sup>3</sup> and for good reason. Valve timing is continuously fine-tuned to deliver smooth, uninterrupted power. The exhaust system is timed to open precisely when pressure needs to be released to optimize power when you want it. As *Road & Track* noted, "...this car moves when you put your foot down..."<sup>4</sup>

**AVAILABLE 6-SPEED MANUAL TRANSMISSION** For those desiring more intimate involvement with the G35's V6 engine, the short-throw shifter and close gear ratios of the 6-speed manual keep the power just where you need it.



<sup>1</sup> Zero-lift front aerodynamics standard; zero-lift front and rear available with Aero Package.

<sup>2</sup> Word's Auto World, February 2003.

<sup>3</sup> *Road & Track*, July 2002.


<sup>4</sup> Factory-installed feature. Never program while driving. GPS service may not function properly when satellite reception is weak (see Navigation System owner's manual for details). Mapping may not be detailed in all areas. Periodic updates to the DVD will be available.

# G35 COUPE

A 280 HORSEPOWER, TWO-DOOR REMINDER OF THE JOY OF DRIVING.



**IT IS FANTASY IN THE GUISE OF TRANSPORTATION.** It is pure passion sculpted into a wind-cheating silhouette. The G35 Coupe stirs up feelings no other car is capable of. Climb inside and you'll discover that the curves that excite are not limited to the vehicle. Your heart rate will challenge the tachometer as the award-winning V6<sup>1</sup> pumps out 280 horsepower. Take a corner and the sport-tuned suspension and precise aerodynamics enable the vehicle to literally embrace the road. It all leaves you with shortened breath and a quickened pulse. But then, don't love affairs always start out this way?



G35 Coupe shown in Brilliant Silver with optional Performance Package.

**280 HP V6 ENGINE WITH 270 LB-FT OF TORQUE** Listen, and you can hear the heart of the G35 Coupe in the throaty rumble that beats from its performance dual-tip exhaust system. This premium high-performance coupe has a drive-by-wire throttle that accelerates more like a jet fighter than an automobile. Pistons are coated in molybdenum; camshafts are microfinished and the intake tract is micropolished, allowing you to smoothly tap power that must be felt to be believed.

**AVAILABLE CLOSE-RATIO 6-SPEED** Automotive purists demand control and precision. Nirvana is within reach in the G35's 6-speed manual transmission. It provides quick gear movement with an exceptional feel, and the pedals are positioned to allow optimum shifting.

**CONTOURED HIGH-BOLSTERED SPORT SEATS** Ask any professional driver and they'll tell you that seat support is critical. Both heated front seats are designed to hold tight in turns, as well as relieve fatigue over the long stretches in between. And to serve as a reminder that this sport coupe is an Infiniti, glove-soft leather seating is standard.

**AVAILABLE BREMBO® BRAKES** Rigidly mounted, four-piston front and two-piston rear calipers combine with larger ventilated rotors to enhance braking performance and pedal feel.

<sup>1</sup> Word's Auto World and Word's Engine and Vehicle Technology Update, January 2003.



# I35

STEP UP TO A NEW LEVEL OF LUXURY.

## IMAGINE A PLACE WHERE COMFORT IS THE RULE.

Climb inside the I35 and you are met with pure refinement. Inconveniences fade as you experience the Infiniti-exclusive Sojourner leather appointments, 8-way adjustable driver's seat, heated steering wheel, power sunroof and power rear sunshade. Press the accelerator and the entire experience is punctuated by an award-winning V6<sup>1</sup> that delivers 255 horsepower and 246 lb-ft of torque. This pairing of power and sophistication is the perfect setting in which confidence and control enter a higher state.



I35 Luxury Model shown in Brilliant Silver.



**INTERIOR REFINEMENTS** The 8-way power driver's seat (appointed in Sojourner leather) remembers positions for two drivers. Not to be upstaged, the I35's Automatic Climate Control remembers your last setting. There's even a standard power rear sunshade that helps keep rear passengers cool, without limiting the driver's visibility. Meanwhile, the tastefully accented wood-tone trim makes an impression you'll never forget.

**BOSE-POWERED AUDIO SYSTEM WITH IN-DASH 6-DISC CD CHANGER** The I35's sound system is as refined as its cabin with a 200-watt premium Bose-powered audio system. All seven speakers, including an Nd<sup>®</sup> woofer, have been methodically positioned to deliver a soaring listening experience. The I35. It can move you in so many invigorating ways.

**255 HP V6 ENGINE WITH 246 LB-FT OF TORQUE** Feel all that smooth power driving the front wheels and you'll quickly realize that the engine of the I35 has impeccable timing. Literally. Inside this advanced V6, a variable intake manifold directs air through two different paths to boost low-end torque or unleash high-end power (depending on your needs). Timing of the intake valves is continuously fine-tuned to allow more air in at exactly the right engine speeds. Get behind the wheel and you'll have the time of your life.

<sup>1</sup> Ward's Auto World and Ward's Engine and Vehicle Technology Update, January 2003. U.S. instrumentation shown.

# QX56

THE FULL-SIZE EMBODIMENT OF PROGRESSIVE THINKING.

## WITH THE ARRIVAL OF THE QX56, IT'S TIME TO RETHINK THE MEANING OF THE WORD "BIG."

For while its sheer size and distinctive exterior undoubtedly make a powerful statement, it is inside the vehicle where the true meaning of "full-size" is found. Here, the driver as well as every passenger is surrounded by an all-encompassing world combining provocative design, modern technology and the luxury of space. The interior easily adapts to accommodate first-class comfort for all while providing possibilities, innovations and room that allow you to do almost anything you can imagine.



QX56 shown in Pacific Sage.



**5.6-LITRE V8** The QX56 gets its swift acceleration and large towing capacity, thanks to an all-new 5.6-litre V8 engine. Designed from the outset for heavy-duty truck applications, this aluminum-alloy, double-overhead-cam, 32-valve engine generates a massive 315 horsepower and 390 lb-ft of torque. Step on the gas, and leave all limitation in your dust.

**ALL-MODE 4WD** This advanced system constantly calculates the precise traction needed and reacts with millisecond response time. Set the dash-mounted switch to AUTO and the system continually adjusts the amount of power distributed between the front and rear wheels to help enhance control and acceleration. The system also lets you take control with settings for 2WD, 4WD High, even 4WD Low.

**TECHNOLOGY** Climb into the cockpit and you are surrounded by a host of technical advances, each designed to indulge your sense of control and engage you more thoroughly into the act of driving. These include the Infiniti DVD Navigation System<sup>1</sup> which employs GPS technology to guide you to your destination in 3-D perspective. Intelligent Cruise Control<sup>2</sup> that automatically maintains your distance from vehicles ahead. And a RearView Monitor<sup>3</sup> that shows you what's behind when backing up.

**PERSONALIZED INTERIOR** How is the optimal cargo area created in the QX56? That's up to you. Third-row seats fold flat into the floor. Second-row captain's chairs also fold flat, creating more than 2750 litres (97.1 cubic feet) of cargo space behind the first row. For especially long objects, the front-passenger's seat also folds down. Go ahead, get creative.

<sup>1</sup> Factory-installed feature. Never program while driving. GPS service may not function properly when satellite reception is weak (see Navigation System owner's manual for details). Mapping may not be detailed in all areas. Periodic updates to the DVD will be available.

<sup>2</sup> Intelligent Cruise Control is not a collision avoidance or warning device. For highway use only and not intended for congested areas or city driving. The system will not brake automatically to a stop. Failure to apply the brakes could result in an accident.

<sup>3</sup> The RearView Monitor is a convenience but is not a substitute for proper backing procedures. Always turn and check that it is safe to do so before backing up.



# FX35

THE THRILL OF A SPORTS CAR. THE ATTITUDE OF AN SUV.

**IT IS NOT EVOLUTION. IT IS REVOLUTION.** With its bold stance and unapologetically provocative lines, the FX35 is not the vehicle of choice for those wishing to blend in. But the FX35's looks are not the only thing that pushes boundaries. The powerful V6 engine, combined with an advanced AWD system, performance platform and fast-ratio steering give the FX35 the kind of moves that show up in your dreams more than in other SUVs. And while the scenery blurs outside, the supple leather appointments, aluminum details and a host of innovative technologies inside redefine modern luxury.



FX35 shown in Black Obsidian.



**AWARD-WINNING ENGINE** The FX35's 280 HP 3.5-litre DOHC aluminum-alloy V6 delivers power so readily, smoothly, and reliably, it's "...become the best V-6 engine the auto industry's ever seen."<sup>1</sup>

**PERFORMANCE PLATFORM** The exceptionally rigid Front Midship (FM) platform shifts weight toward the centre of the vehicle. This rewards you with sharper steering response and greater directional stability, both entering and exiting a curve.

**ALL-WHEEL DRIVE** Tackle twisted roads that make other SUVs nervous. Advanced ATESSA E-TS™ All-Wheel Drive features fully integrated traction control and variable electronic torque split. Sensing driving conditions, it responds in milliseconds to deliver additional traction, efficiency and exhilaration.

**4-WHEEL INDEPENDENT SUSPENSION** A 4-wheel independent suspension delivers smooth performance and rugged strength to handle any highway. Front struts with a high-strength steel lower link offer agile steering and impressive directional stability. And rear multi-link design helps keep wheels optimally planted on the turf, with shocks moved outward to minimize internal friction and vibration.

**PREMIUM SEATING** Leather-surfaced seating for five adults is just a start. Power adjustable front seats offer firm support through tight manoeuvres, and warm up at the touch of a button. The driver's seat also remembers your preferences. And in the rear, adjustable seats can be folded down quickly using remote levers to accommodate extra cargo.

**COMPLETE LUXURY** Enjoy room for everything except compromise. Standard FX35 amenities include a Bose™-powered 300-watt audio system with in-dash 6-disc CD changer, power sunroof, and a Tilt Meter that tilts the steering column and gauge cluster together for improved visibility.

**TECHNOLOGY PACKAGE** Available on both the FX35 and FX45, this option lets you take advantage of the latest innovative ideas, including an Infiniti DVD Navigation System<sup>2</sup>, Intelligent Cruise Control<sup>3</sup>, a RearView Monitor<sup>4</sup>, an Infiniti DVD Mobile Entertainment System, even an Intelligent Key that lets you unlock and start the vehicle while the key is still in your pocket.

<sup>1</sup>Ward's Auto World, January 2003.

<sup>2</sup>Factory-installed feature. Never program while driving. GPS service may not function properly when satellite reception is weak (see Navigation System owner's manual for details). Mapping may not be detailed in all areas. Periodic updates to the DVD will be available.

<sup>3</sup>Intelligent Cruise Control is not a collision avoidance or warning device. For highway use only and not intended for congested areas or city driving. The system will not brake automatically to a stop. Failure to apply the brakes could result in an accident.

<sup>4</sup>The RearView Monitor is a convenience but is not a substitute for proper backing procedures. Always turn and check that it is safe to do so before backing up.

U.S. instrumentation shown.

# FX45

315 HORSEPOWER MULTIPLIES THE "SPORT" IN SUV.



THE FLATIRON BUILDING DESIGN is a trademark of Newmark & Company Real Estate, Inc., as Agent for the Owners for the Flatiron Building. All rights reserved. Used with permission.

FX45 shown in Mocha.



**MORE POWER, MORE PRESENCE.** The FX45 takes the foundation of the FX35 and turns it up a notch. Or three. It comes standard with a 315-horsepower V8 that makes sports cars shudder with envy. It features massive 20-inch wheels that elevate its stature above mundane vehicles on the road, and a sport-tuned suspension that utilizes them to full effect.

**V8 POWER** The 315 HP 4.5-litre DOHC V8 features variable induction and intake-valve timing to deliver more power at all speeds. In addition, lightweight titanium valves and low-friction molybdenum-coated pistons help it accelerate more freely and efficiently.

**20-INCH WHEELS** They catch the eye, but offer more than looks. 20-inch wheels provide a large contact patch, which delivers excellent handling around tight corners and down those tempting scenic highways.

**AVAILABLE INTELLIGENT KEY** Ever unlock a door without removing the key from your pocket? Or start an engine with the mere turn of a switch—no key required? You will with the optional Intelligent Key, which communicates with the vehicle as you approach, telling it to get set, you're ready to go.

**AVAILABLE INFINITI DVD NAVIGATION SYSTEM<sup>1</sup>** You may never get lost again—at least, not accidentally. Seamlessly integrating GPS technology and DVD-based mapping, the Infiniti Navigation System pinpoints your location and guides you to your destination with easy-to-follow 3-D Birdview™ graphics and verbal directions.

**AVAILABLE INFINITI DVD MOBILE ENTERTAINMENT SYSTEM** Technology can eliminate many road trip challenges—including chronic passenger fidgeting. The optional rear-seat Infiniti DVD Mobile Entertainment System features a flip-down 7.0-inch colour monitor, two sets of wireless headphones and a remote control.

<sup>1</sup>Factory-installed feature. Never program while driving. GPS service may not function properly when satellite reception is weak (see Navigation System owner's manual for details). Mapping may not be detailed in all areas. Periodic updates to the DVD will be available.



# SPECIFICATIONS



## Q45

- Front engine/rear-wheel drive
- 4.5-litre DOHC 32-valve aluminum-alloy V8
- 340 HP, 333 lb-ft of torque
- Electronically controlled 5-speed automatic transmission with manual shift mode
- 4-wheel independent Active Damping Suspension with front and rear stabilizer bars
- 4-wheel disc brakes with ABS, Electronic Brake force Distribution and Brake Assist
- 18-inch aluminum-alloy wheels
- Sojourner leather-appointed interior
- Genuine bird's-eye maple wood interior trim
- Available climate-controlled front seats
- Fine Vision instrumentation
- Vehicle Information System with RearView Monitor<sup>1</sup> and available Infiniti DVD Navigation System<sup>1</sup> (GPS-based)
- Intelligent Cruise Control<sup>2</sup>
- Infiniti Voice Recognition (English-only system)
- 300-watt, eight-speaker Bose<sup>®</sup>-powered premium audio system with AM/FM/cassette and in-dash 6-disc CD changer
- Available power reclining, heated rear seats with rear-seat climate and audio controls
- High Intensity Discharge (HID) xenon headlights
- Infiniti Vehicle Dynamic Control (VDC)<sup>3</sup>
- Traction Control System (TCS)
- Dual-stage airbags<sup>4</sup>
- Driver and front-passenger side-impact supplemental airbags<sup>5</sup>
- Front seat active head restraints
- Front and rear crumple zones
- Tire pressure monitor



## I35

- Front engine/front-wheel drive
- 3.5-litre DOHC 24-valve aluminum-alloy V6
- 255 HP, 246 lb-ft of torque
- Electronically controlled 4-speed automatic transmission
- Independent strut front suspension with stabilizer bar; Multi-Link Beam<sup>™</sup> rear suspension with stabilizer bar
- 4-wheel disc brakes with ABS, Electronic Brake force Distribution and Brake Assist
- 17-inch aluminum-alloy wheels
- Sojourner leather-appointed interior
- Power sliding sunroof with one-touch open/close
- Power rear window sunshade
- Fine Vision instrumentation with trip computer
- Wood-tone interior trim
- 200-watt Bose<sup>®</sup>-powered premium audio system with seven speakers, AM/FM/cassette and in-dash 6-disc CD changer
- Heated front and rear seats and heated steering wheel
- Steering-wheel-mounted audio controls
- High Intensity Discharge (HID) xenon headlights
- Available Infiniti Vehicle Dynamic Control (VDC)<sup>3</sup>
- Traction Control System (TCS)
- Dual-stage airbags<sup>4</sup>
- Driver and front-passenger side-impact supplemental airbags<sup>5</sup>
- Front seat active head restraints
- Front and rear crumple zones



## G35 SEDAN

- Front engine/rear-wheel drive
- 3.5-litre DOHC 24-valve aluminum-alloy V6
- 260 HP, 260 lb-ft of torque
- Electronically controlled 5-speed automatic transmission with manual shift mode
- Available 6-speed manual transmission
- Available ATTESA E-TS<sup>™</sup> All-Wheel Drive system
- Independent multi-link front and rear suspension with stabilizer bars
- 4-wheel disc brakes with ABS, Electronic Brake force Distribution and Brake Assist
- 17-inch aluminum-alloy wheels
- Leather-appointed interior
- Genuine bird's-eye maple or available titanium-tinted interior trim
- Available reclining rear seatbacks with adjustable outboard head restraints
- Tilt Meter with tilt steering wheel and Fine Vision instrumentation
- 200-watt Bose<sup>®</sup>-powered premium audio system with seven speakers, AM/FM/cassette and in-dash 6-disc CD changer
- Available Infiniti DVD Navigation System<sup>1</sup> (GPS-based)
- High Intensity Discharge (HID) xenon headlights
- Tire pressure monitor
- Infiniti Vehicle Dynamic Control (VDC)<sup>3</sup>
- Traction Control System (TCS)
- Dual-stage airbags<sup>4</sup>
- Driver and front-passenger side-impact supplemental airbags<sup>5</sup>
- Roof-mounted curtain supplemental airbags for side-impact and rollover protection for front and rear occupants<sup>6</sup>
- Front seat active head restraints
- Zone Body construction with front and rear crumple zones



## G35 COUPE

- Front engine/rear-wheel drive
- 3.5-litre DOHC 24-valve aluminum-alloy V6
- 280 HP, 270 lb-ft of torque
- Electronically controlled 5-speed automatic transmission with manual shift mode
- Available 6-speed manual transmission
- Independent multi-link front and rear suspension with stabilizer bars
- 4-wheel disc brakes with ABS, Electronic Brake force Distribution and Brake Assist
- Available high-performance Brembo<sup>®</sup> brakes
- 17-inch aluminum-alloy wheels
- Available 18-inch aluminum-alloy wheels
- Available rear spoiler
- Leather-appointed interior
- Available titanium-tinted interior trim
- Tilt Meter with tilt steering wheel and Fine Vision instrumentation
- 225-watt Bose<sup>®</sup>-powered premium audio system with eight speakers, AM/FM/cassette and in-dash 6-disc CD changer
- Fold-down rear seat trunk pass-through
- Available Infiniti DVD Navigation System<sup>1</sup> (GPS-based)
- High Intensity Discharge (HID) xenon headlights
- Tire pressure monitor
- Infiniti Vehicle Dynamic Control (VDC)<sup>3</sup>
- Traction Control System (TCS)
- Dual-stage airbags<sup>4</sup>
- Driver and front-passenger side-impact supplemental airbags<sup>5</sup>
- Roof-mounted curtain supplemental airbags for side-impact and rollover protection for front occupants<sup>6</sup>
- Front seat active head restraints
- Zone Body construction with front and rear crumple zones



## FX35

- Front engine with advanced, all-weather high-performance ATTESA E-TS<sup>™</sup> All-Wheel Drive system
- 3.5-litre DOHC 24-valve aluminum-alloy V6
- 280 HP, 270 lb-ft of torque
- Electronically controlled 5-speed automatic transmission with manual shift mode
- 4-wheel independent suspension with aluminum componentry
- 4-wheel vented disc brakes with ABS, Electronic Brake force Distribution and Brake Assist
- 18-inch aluminum-alloy wheels
- Bi-xenon low- and high-beam High Intensity Discharge (HID) headlights
- Power tilt and telescopic steering column
- Power Tilt Meter with steering column
- Available Intelligent Key keyless entry
- Vehicle Security System
- Vehicle Information System with 6.3" LCD
- 300-watt Bose<sup>®</sup>-powered premium audio system with eleven speakers, AM/FM/cassette and in-dash 6-disc CD changer
- Genuine aluminum interior trim
- Dual-zone automatic climate control
- One-touch automatic up/down front windows
- Available Infiniti DVD Navigation System<sup>1</sup> (GPS-based)
- Available Infiniti DVD Mobile Entertainment System
- Available RearView Monitor<sup>1</sup>
- Available Intelligent Cruise Control<sup>2</sup>
- Dual chrome exhaust finishers
- Available tire pressure monitor system
- Infiniti Vehicle Dynamic Control (VDC)<sup>3</sup>
- 4-wheel Traction Control System (TCS)
- Dual-stage airbags<sup>4</sup>
- Driver and front-passenger side-impact supplemental airbags<sup>5</sup>
- Roof-mounted curtain supplemental airbags for side-impact and rollover protection for front and rear occupants<sup>6</sup>
- Front seat active head restraints
- Zone Body construction with front and rear crumple zones



## FX45

- Front engine with advanced, all-weather high-performance ATTESA E-TS<sup>™</sup> All-Wheel Drive system
- 4.5-litre DOHC 32-valve aluminum-alloy V8
- 315 HP, 329 lb-ft of torque
- Electronically controlled 5-speed automatic transmission with manual shift mode
- Sport-tuned 4-wheel independent suspension with aluminum componentry
- 4-wheel vented disc brakes with ABS, Electronic Brake force Distribution and Brake Assist
- 20-inch aluminum-alloy wheels
- Bi-xenon low- and high-beam High Intensity Discharge (HID) headlights
- Power tilt and telescopic steering column
- Power Tilt Meter with steering column
- Available Intelligent Key keyless entry
- Vehicle Security System
- Vehicle Information System with 6.3" LCD
- 300-watt Bose<sup>®</sup>-powered premium audio system with eleven speakers, AM/FM/cassette and in-dash 6-disc CD changer
- Genuine aluminum interior trim
- Drilled aluminum pedals
- Dual-zone automatic climate control
- One-touch automatic up/down windows
- Available Infiniti DVD Navigation System<sup>1</sup> (GPS-based)
- Available Infiniti DVD Mobile Entertainment System
- Available RearView Monitor<sup>1</sup>
- Available Intelligent Cruise Control<sup>2</sup>
- Dual chrome exhaust finishers
- Polished aluminum roof rails
- Available tire pressure monitor system
- Infiniti Vehicle Dynamic Control (VDC)<sup>3</sup>
- 4-wheel Traction Control System (TCS)
- Dual-stage airbags<sup>4</sup>
- Driver and front-passenger side-impact supplemental airbags<sup>5</sup>
- Roof-mounted curtain supplemental airbags for side-impact and rollover protection for front and rear occupants<sup>6</sup>
- Front seat active head restraints
- Zone Body construction with front and rear crumple zones



## QX56

- Front engine with advanced "all-mode" four-wheel drive
- 5.6-litre 32-valve V8 engine
- 315 HP, 390 lb-ft of torque
- Electronically controlled 5-speed automatic transmission
- All-steel double-wishbone front suspension
- Independent double-wishbone rear suspension with auto leveling
- 4-wheel disc brakes with ABS
- 18-inch chrome-finished wheels
- 7-passenger seating with second-row captain's chairs
- Leather-appointed seats
- Dual-zone front climate control
- Independent rear-seat climate control
- Bose<sup>®</sup>-powered premium audio system with in-dash 6-disc CD changer and ten speakers, with subwoofer
- Infiniti DVD Navigation System<sup>1</sup> (GPS-based)
- RearView Monitor<sup>1</sup>
- Infiniti DVD Mobile Entertainment System
- Intelligent Cruise Control<sup>2</sup>
- Infiniti Vehicle Dynamic Control (VDC)<sup>3</sup>
- Rear sonar system
- Infiniti Advanced Airbag System<sup>4</sup>
- Driver and front-passenger side-impact supplemental airbags<sup>5</sup>
- Roof-mounted curtain supplemental airbags for side-impact and rollover protection for front and rear occupants<sup>6</sup>
- Electronic Brake force Distribution and Brake Assist
- High Intensity Discharge (HID) xenon headlights
- 3992 kg (8,800 lb.) maximum towing capacity<sup>7</sup>

## 2004 MODELS

<sup>1</sup> Factory-installed feature. Never program while driving. GPS service may not function properly when satellite reception is weak (see Navigation System owner's manual for details). Mapping may not be detailed in all areas. Periodic updates to the DVD will be available.

<sup>2</sup> The RearView Monitor is a convenience but is not a substitute for proper backing procedures. Always turn and check that it is safe to do so before backing up.

<sup>3</sup> Intelligent Cruise Control is not a collision avoidance or warning device. For highway use only and not intended for congested areas or city driving. The system will not brake automatically to a stop. Failure to apply the brakes could result in an accident.

<sup>4</sup> VDC system is designed to help improve driving stability but does not prevent accidents due to abrupt steering or by careless or dangerous driving techniques. Always drive safely.

<sup>5</sup> Please keep in mind that airbags are a supplemental restraint system and must always be used in conjunction with the seat belt. Also, a rear-facing child restraint must never be placed in the front-passenger's seat. In fact, all children 12 and under should ride in the rear seat properly secured in child restraints, booster seats or seat belts, according to their size. Driver and front-passenger side-impact supplemental airbags and curtain side-impact supplemental airbags are designed to inflate in higher severity side collisions and inflate only on the side of the vehicle impacted. Please see your owner's manual for more details.

<sup>6</sup> Trailer brakes recommended for towing over 454 kg (1,000 lb). Weight-distribution hitch should be used for towing over 907 kg (2,000 lb).





Q45



QX56



FX45



FX35




I35



G35 Sedan



G35 Coupe



All-Wheel Drive G35x Sedan

Invent.  
Exhilarate.  
Inspire.

#### INFINITI • The Total Ownership Experience

By far the most important benefit you acquire as part of Infiniti luxury is The Total Ownership Experience. Years before we ever built our first luxury car, we built this belief: that luxury is much more than a collection of features on an automobile. It is a way of doing business based upon building a lasting relationship. From the very moment you arrive at your local Infiniti Dealership, we will strive to exceed your expectations at every turn with our line of products and our people. You'll immediately notice our commitment to your satisfaction in everything we do, from the way we build our vehicles to the way we support them for years to come. As an Infiniti driver, you will enjoy useful services like 24-hour Roadside Assistance (including Trip Interruption Services), a free Infiniti Service Loaner Vehicle, and courtesy car washes. Unlike some other manufacturers, Infiniti does not charge extra for special paints. Your ownership experience will extend from our showroom to our web site and beyond.

#### STANDARD INFINITI WARRANTIES

- 4-year/100,000 km Comprehensive New Vehicle Warranty
- 4-year Roadside Assistance Program
- 6-year/110,000 km Powertrain Warranty
- 7-year Corrosion Perforation Warranty (unlimited km)
- 8-year/130,000 km Emission Control Warranty on selected components
- 10-year/unlimited km Seat Belt Warranty

#### ROADSIDE ASSISTANCE PROGRAM

4-year/unlimited kilometres includes:

24-hour toll-free roadside assistance number, Trip Interruption Services, battery boost, lock-outs, flat tires, fuel delivery, accident towing, travel planning.

#### SERVICE LOANER VEHICLE PROGRAM

Free Infiniti Service Loaner Vehicle available for scheduled maintenance and warranty appointments at Infiniti Dealerships. Subject to availability. Available only during the 4-year/100,000 km Comprehensive New Vehicle Warranty. The customer must be 21 years of age or older with a valid driver's licence. The customer must provide proof of primary insurance.

#### INFINITI FINANCIAL SERVICES

Driving any of the Infiniti models is easy, thanks to Infiniti Financial Services. Our benchmark lease and retail plans offer competitive rates and flexible terms. Ask your Infiniti Dealer for complete details.



This brochure is printed on recyclable paper. Infiniti encourages you to recycle it or perhaps pass it on to a friend.

All illustrations, photographs and specifications in this brochure are based on the latest product information. See actual vehicles for complete accuracy. INFINITI a Division of Nissan Canada Inc. reserves the right to make changes at any time, without notice, in prices, colours, materials, equipment, specifications and models, and to discontinue models or equipment. For information on additional options and accessories, contact your Infiniti Dealership. Registered trademarks are property of their respective owners.



INFINITI

Accelerating the future