

The new  
BMW 3 Series  
Convertible

325i  
335i



The Ultimate  
Driving Machine







Passion can take many forms. Why not choose the most beautiful?



**Experience elegance in a new light.  
The new BMW 3 Series Convertible  
with retractable hard top.**







**There are many stability control systems.  
But only one DSC.**



**From zero to 100 in just six beats of your heart.  
If you can keep your pulse steady.**







**Get closer to heaven:  
get closer to the road.**






**We don't know whether there's a fourth dimension in space.  
But when it comes to cabin space, we're certain.**





## Passion for the big picture. Love of the smallest detail.

Behind the fold-down rear seat back, you will find the wide **through-loading opening** which offers convenient access to the boot, and lets you store long or bulky objects with ease. The **door inner panelling** (shown here in Dakota leather Cream Beige) expresses the same design language used on the vehicle exterior. Surfaces transform dynamically from convex to concave, even on details such as the interior door handle and door opening lever. And it's not all just good looks: under the armrest, you'll find handy storage compartments such as the fold-out map pocket. To ensure the cabin is always at the perfect temperature, the **Automatic Climate Control** includes automatic air re-circulation (AAR), fogging and solar sensors and residual heat button. A special Convertible climate mode adjusts the temperature, air flow and air distribution (individually for driver and passenger) to specifically suit the demands of open-top driving, whenever the hard-top is retracted. Rear air vents in the central console ensure that rear-seat passengers enjoy individual comfort.



**Xenon headlights** for high and low beam illuminate the road ahead with high-intensity light. The four corona rings around the Xenon headlamps give the front of the vehicle its unmistakable expression – and serve as parking lights and day driving lights. Thanks to the retractable hard top, the new BMW 3 Series Convertible is the first of its kind to feature the **Hofmeister kink**. This trademark BMW design element is clearly visible in the rear side windows, even when the hard-top is retracted. With the optional 18-inch BMW light-weight alloy wheels in **star-spoke 189** design with mixed tyres (standard on 335i), the new BMW 3 Series Convertible gets an added note of self-confidence. At the front: 8 J x 18 inch with 225/40 R 18 tyres. Rear: 8.5 J x 18 inch with 255/35 R 18 tyres.



■ Standard equipment

□ Optional equipment

— Not available

NCO No Cost Option

Safety	325i	335i
<b>Airbags:</b>		
– Driver and front passenger airbag, with seat occupancy detector for front passenger airbag	■	■
– Head side airbags for driver and front passenger, integrated in seat	■	■
<b>Brakes:</b>		
– Disc brakes at the front and at the rear, inner-vented	■	■
<b>Brake Force Display</b>	■	■
<b>Central locking with electronic immobiliser and crash sensor</b>	■	■
<b>Dynamic Stability Control</b> (DSC, incl. ABS, CBC and DTC traction mode) with extended functions	■	■
<b>Park Distance Control (PDC)</b> , front and rear	□	■
<b>Park Distance Control (PDC)</b> , rear only	■	—
<b>Safety bodyshell:</b>		
– Bumper system with aluminium impact absorbers at the front and steel impact absorbers at the rear, reversible up to 4 km/h, and special deformation elements at the front and rear designed for impacts up to 15 km/h	■	■
– Integrated side impact protection in doors	■	■
– Rollover protection system (reinforced A-column and upper windshield panel, rollbar integrated in rear headrests)	■	■
<b>Seatbelts:</b>		
– Seat-integrated belt system with inertia reel seatbelts at the front with pyrotechnical belt tensioner and belt force limiter	■	■
– Ergonomic seatbelt system at the rear, with inertia-reel seatbelts	■	■

Exterior design	325i	335i
<b>Exterior mirror package</b> including fold-in function, mirror memory and automatic parking function	□	□
<b>Exterior mirrors in body colour</b> , tinted, electrically adjustable, aspherical and heated	■	■
<b>Hardtop</b> , retractable, three-part	■	■
<b>Metallic paintwork</b>	□	□
<b>Twin kidney grille</b> with chrome slats and chrome surrounds	■	■

Equipment packages	325i	335i
<b>Storage compartment package</b> (including two fold-out cupholders at the front and rear, storage compartment on the driver's side, storage net on the floor of boot, incl. strap for dividing the luggage compartment)	■	■

Wheels and tyres	325i	335i
<b>Runflat tyres</b>	■	■
<b>Runflat tyre indicator</b>	■	■
<b>Wheels:</b>		
– Light-alloy wheels star-spoke 185, 8 J x 17 inch, 225/45 R 17 tyres, with anti-theft security system	■	—
– Light-alloy wheels radial-spoke 187, 8 J x 17 inch, 225/45 R 17 tyres, with anti-theft security system	□	—
– Light-alloy wheels V-spoke 188, with mixed tyres, 8 J x 17 inch, 225/45 R 17 tyres at the front, 8.5 J x 17 inch, 255/40 R 17 tyres at the rear, with anti-theft security system	□	NCO
– Light-alloy wheels star-spoke 189 with mixed tyres, 8 J x 18 inch, 225/40 R 18 tyres at the front, 8.5 J x 18 inch, 255/35 R 15 at the rear	□	■
– Light-alloy wheels star-spoke 230 with mixed tyres*, 8 J x 19 inch, 225/35 R 19 tyres at the front, 9 J x 19 inch, 255/30 R 19 at the rear	□	□

Interior design	325i	335i
<b>Instrumental panel</b> with round speedometer and rev counter displays, as well as gauges for fuel consumption and oil temperature	■	■
<b>Interior trims:</b>		
– Black, high-gloss	■	■
– Brushed Aluminium, fine-grain	NCO	NCO
– Fine-wood trim Burr Walnut	NCO	NCO
– Fine-wood trim Poplar Grain, grey	NCO	NCO
– Fine-wood trim Poplar Grain, nature	NCO	NCO
<b>Upholstery:</b>		
– Dakota leather (with Sun Reflective technology)	■	■
* Wheel-tyre combination for an extremely sporting look, with reduced springing and a harder ride. Snow chains cannot be fitted.		



Standard equipment  
  Optional equipment  
 — Not available  
 ACC Accessory fitment

Transmission, technology and safety	325i	335i
6-cylinder in-line petrol engine with 4-valve technology	■	■
6-speed automatic transmission with Steptronic	□	□
6-speed manual transmission	■	■
Active Steering	□	□
Cruise Control with braking function	■	■
Cruise Control, Active (ACC) with distance control	□	□
Double VANOS	■	■
High Precision Injection (direct injection)	—	■
Paddles including multifunction buttons on steering wheel (only in conjunction with 6-speed automatic transmission)	—	□
Sports suspension	□	□
Twin Turbo	—	■
Valvetronic	■	—

Light and sight	325i	335i
Adaptive Headlights with turning light	□	■
Foglights with free-form reflectors, including heated screenwasher nozzles and heated exterior mirrors	■	■
Headlight washing system	■	■
High-beam assistant	□	■
Lights package (includes lighting of outer door area integrated in door handles, ambient lighting via light strips in door and side trim, rear footwell illumination)	■	■
Rain sensor with automatic headlight activation	■	■
Xenon headlights for low and high beam, with automatic range control and four Corona rings (daytime running lights)	■	■

Interior	325i	335i
Automatic air conditioning (including AAR, fogging and solar sensors and residual heat button) with air outlets in the rear	■	■
Headrests in the rear	■	■

Seats/seat comfort:		
– Comfort entry with Easy Entry Function for driver and passenger	■	■
– Lumbar support for driver and front passenger, electric	□	■
– Rear seats, foldable	■	■
– Seat adjustment, electric, with memory function for driver's seat	■	■
– Seat heating for driver and front passenger	■	■
– Sports seats for driver and front passenger, with electric backrest width adjustment	□	■
<b>Steering wheels:</b>		
– Multifunction buttons for steering wheel	■	■
– Sports leather steering wheel, three spokes, gearshift lever knob and handbrake lever handle also finished in leather	■	■

Comfort and interior equipment	325i	335i
Comfort access system, for keyless entry and engine start-up	□	□
Cup holder, foldable	■	■
Interior mirror with automatic anti-glare function	■	■
Interior and exterior mirrors with automatic anti-glare function	□	□
Start/Stop button	■	■
Storage compartments in door trim panels, folding compartment with integrated section for glasses and coins, storage compartment in rear centre console	■	■
Through loading opening with integrated transport bag	■	■
Wind deflector	ACC	ACC
Window lifts, electric, pull-press switch with trap release and comfort opening/closing function	■	■


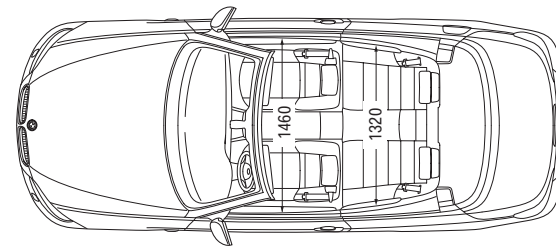
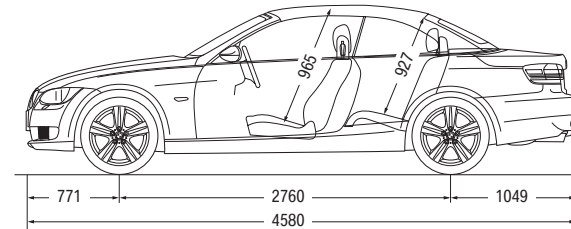
Entertainment and communication	325i	335i
Functional bookmarks	■	■
Navigation system Business with 6.5" colour monitor, arrow display and DVD drive, including iDrive Controller, 2-tuner reception and MP3 decoder	■	—
Navigation system Professional with 8.8" colour monitor, arrow and map display, CD and DVD drive, including iDrive Controller, 2-tuner reception, TV, voice recognition and MP3 decoder	□	■



■ Standard equipment    □ Optional equipment    — Not available

Radio/audio:		
– AUX-IN connection	■	■
– CD changer for six CDs	■	■
– HiFi System Professional LOGIC7	□	□
– Radio BMW Professional, incl. MP3 decoder	■	■
Telephone:		
– Preparation for Bluetooth mobile phone	■	—
– Preparation for Bluetooth mobile phone, Business	□	■

Technical data <sup>6</sup>		325i	335i
Weight			
Kerb weight <sup>1</sup>	kg	1655 [1685]	1735 [1750]
Permitted load	kg	430	430
Engine <sup>2</sup>			
Cylinders/valves		6/4	6/4
Capacity	cm <sup>3</sup>	2497	2979
Max. power	kW (hp) rpm	160 (218) 6500	225 (306) 5800
Max. torque	Nm rpm	250 2750–4000	400 1300–5000
Performance			
Top speed	km/h	242 [240]	250 <sup>4</sup> [250 <sup>4</sup> ]
Acceleration 0–100 km/h	s	7.8 [8.4]	5.8 [6.0]
Fuel consumption <sup>2,3</sup>			
City	l/100 km	12.8 [13.3]	14.9 [14.4]
Highway	l/100 km	6.6 [6.8]	7.0 [7.3]
Combined	l/100 km	8.9 [9.2]	9.9 [9.9]



All dimensions of the technical drawings in millimetres. Luggage compartment capacity (VDA method): 210–350 litres.

<sup>1</sup> The Kerb Weight or Unladen Mass is the mass of the vehicle in running order unoccupied and unladen with all fluid reservoirs filled to nominal capacity including fuel, and with all standard equipment.

<sup>2</sup> The petrol engines are designed for RON 98 fuel. They may be run on RON 95 or RON 91 fuel (335i: RON 98 or RON 95), with a decrease in power.

<sup>3</sup> Fuel consumption is determined in accordance with the ECE driving cycle made up of approximately one third city traffic and two thirds highway driving (based on the distance covered).

<sup>4</sup> Electronically limited.

<sup>5</sup> Rear track for 335i is 1,507 mm.

<sup>6</sup> Preliminary technical data: September 2006

Values in [ ] apply to vehicles with six-speed automatic transmission.

BMW recommends Castrol



**More about BMW**

Freecall  
1800 813 299  
[www.bmw.com.au](http://www.bmw.com.au)



**The Ultimate  
Driving Machine**

The models illustrated in this brochure show the specifications for the Australian market. In part, they include optional equipment and accessories not fitted as standard. According to the specific requirements of other markets, alterations in models, standard and optional equipment, as described in this brochure, may occur. For precise information please contact your BMW Dealer. Subject to change in design and and equipment. Subject to error.

© BMW AG, Munich/Germany. Not to be reproduced wholly or in part without written permission of BMW AG, Munich.