

This Brochure is prepared by Daimler AG and it predominantly reflects the capabilities and performance of vehicles sold in Europe. Some characteristics, capabilities performance features and optional extras (e.g. towing systems) may not be available or may not apply in Australia or under Australian conditions. The information in this brochure is therefore indicative, illustrative and provided only for guidance and should not be relied on. To obtain current and accurate information on a vehicle and any options applicable to Australia, contact your local authorized Mercedes-Benz dealer.

CLA Coupé and Shooting Brake



Mercedes-Benz





Designed for urban hunting. The CLA Coupé and the CLA Shooting Brake.

Life in the city is an adventure. Houses rise high into the sky. New districts are springing up overnight. A new hunting ground, ready to be conquered. The CLA Shooting Brake senses the challenge, the CLA Coupé follows its instinct. Hungry and unfettered, as if made to hunt for the best.

TRACK THE HUNTERS DOWN IN ANY FORMAT.



Explore the CLA Shooting Brake and the CLA Coupé on your iPad®.
The Mercedes-Benz brochure app with lots of additional content is available for free at the iTunes Store®.



The hunters:

2 | Mercedes-Benz CLA 200 d Shooting Brake jupiter red

Urban design and equipment line, Night package, 5-twin-spoke light-alloy wheels, Exclusive package, grey leather upholstery, high-gloss black ash wood trim

2 | Mercedes-AMG CLA 45 4MATIC Shooting Brake cirrus white

AMG Night package, AMG multi-spoke light-alloy wheels, AMG Exclusive package, RED CUT black leather upholstery, AMG carbon-fibre trim, AMG Performance seats

16 | Mercedes-Benz CLA 250 Coupé polar silver metallic

AMG Line design and equipment line, Night package, AMG multi-spoke light-alloy wheels, Exclusive package, black leather upholstery, light longitudinal-grain aluminium trim

24 | Mercedes-Benz CLA 220 d Coupé jupiter red

AMG Line design and equipment line, AMG 5-twin-spoke light-alloy wheels, AMG Exclusive package, RED CUT black leather, light longitudinal-grain aluminium trim

Equipped with the best:

30 | Moving innovation

32 | Mercedes me

38 | Engines

40 | 7G-DCT dual clutch transmission

41 | 4MATIC all-wheel drive

42 | Collision warning with
COLLISION PREVENTION ASSIST PLUS

43 | Integral safety concept

44 | Mercedes connect me

45 | Reversing camera

46 | Panoramic sliding sunroof

47 | Ambient lighting

52 | Optional extras

54 | Equipment and packages

61 | Genuine accessories

62 | CLA 250 Sport and CLA 250 Sport 4MATIC

64 | Mercedes-AMG CLA 45 4MATIC

68 | Wheels

70 | Technical data

73 | Upholstery and paintwork



Night-time attraction.

The city never sleeps. The first shooting brake in its class keeps it awake. The unique vehicle concept, style-defining like the skyline of a city. The lights of the night are reflected in the long, rearward-sloping roof line and in every facet of the muscular shape – right to the powerful tail end. For all those who prefer to turn heads rather than hunting fads.





A hunter supreme.

Aerodynamically efficient and elegant – crouching low over the tarmac. The CLA Shooting Brake is one step ahead of the norm. With a C_d value as low as 0.26 and a unique profile. The steeply sloping bonnet, the exaggerated beltline and the frameless doors all indicate refined motoring at its most alluring.



A high-angle, dynamic shot of two cars on a road. In the foreground, a white Mercedes-Benz van is driving towards the viewer, its front grille and headlights clearly visible. The license plate reads 'S MA 4580'. To its right, a red hatchback is also driving, partially visible. The background shows a blurred road surface, suggesting motion. The overall lighting is bright, creating strong highlights on the cars' surfaces.

Spacetastically beautiful.





A detailed view of the interior of a Mercedes-Benz CLA Shooting Brake. The image shows the front passenger side, featuring a large, illuminated infotainment screen mounted on the dashboard. Below the screen are three circular air vents with a Mercedes-Benz logo. The center console has a control panel with various buttons and a rotary dial. The interior is finished with dark leather and wood trim. The background shows a cityscape at night with a bright light source creating a lens flare effect.

An urban retreat.

The higher sweep of the roof in the rear and the gently raked rear window make the CLA Shooting Brake a shining example of spaciousness. More headroom to free up the senses. In an exclusive interior which can be completely individually styled. Colour-coordinated, from the covers to the topstitching. Extremely stylish: the seats with integral head restraints.



Driving force.

Roads are the city's arteries. And the Mercedes-AMG CLA 45 4MATIC raises the city's pulse with the most powerful series-produced 4-cylinder engine, the AMG sports suspension and the AMG Performance 4MATIC all-wheel drive system. Impressive driving performance which the dynamic AMG bodystyling translates into sheer power in visual terms, too.





AMG Performance 4MATIC.



A power sublime. This innovative variant of 4MATIC all-wheel drive ensures an optimum combination of dynamics, traction and efficiency in practically any handling situation. A compact power take-off unit, fully integrated in the main transmission, enables fully variable transfer of the drive torque to the rear axle. The 4MATIC control unit evaluates all the important data required and calculates the ideal power split between all four wheels.

The image shows the interior of a Mercedes-AMG CLA 45 4MATIC. The focus is on the front seats, which are black leather with red topstitching and a perforated section on the lower backrest. The center console is visible, featuring two cup holders and a gear shifter. The car is parked at night, with city lights visible through the windows.

Standing out from the crowd.

A unique species impresses from every perspective. The Mercedes-AMG CLA 45 4MATIC is a case in point. Its sporty credentials on the inside: the optional AMG Performance seats with red topstitching offer optimum lateral support. With its flattened bottom section the multifunction sports steering wheel in leather with shift paddles offers optimum handling. High performance which is progressively underscored by the red rings around the ventilation outlets.



A pioneer doesn't go with the flow – it breaks new ground.

The CLA Coupé attracts attention, but not to please. It seeks to break with conventions: the flowing surfaces make the unrivalled aerodynamics visible. Its flow resistance is so low that it sets new standards for series-production vehicles. The hunger for asphalt flares up in the headlamps. The avant-garde design suggests motion even when the vehicle is stationary.





Exceptional to behold.






Embellishes every hunting ground.





A coupé-like roof line and high beltline. A strong profile which flows into the muscular tail end. Not everyone will appreciate such expressive details. But those who do will understand that they are the consequence of the uncompromising pursuit of the CLA design philosophy.

A close-up, low-angle shot of the front passenger seat in a car. The seat is upholstered in black leather with prominent stitching and a quilted pattern on the backrest. The car's interior is dark, with a view of a city skyline and a body of water visible through the window in the background. The lighting is soft, suggesting dusk or dawn.

The interior also exerts a powerful fascination, inviting you to climb aboard. Standard-fit sports seats in an integral look in the front and rear. The design of the air nozzles recalls the form of a jet engine. The twin-tube instrument cluster adds bright red highlights. Equally striking is the enlarged free-standing display with TFT technology.



Impressive.



No colour has a more powerful effect than red. Naturally, this finish is also included in the scope of the AMG Line. The diamond radiator grille makes a similarly dominant statement while the front and rear aprons and side skirts with their AMG bodystyling create a profile which underlines the vehicle's coupé character. A two-pipe exhaust system rounds off the dynamic appearance.



Takes a strong line.

Leading, not following: the sports suspension included in the AMG Line lowers the body and so literally brings you closer to the road. The reduced ride height is complemented by the firmer damper setup and the Sports Direct-Steer system which ensures that your steering inputs are met with an immediate and precise response.







An avant-garde exterior naturally raises expectations about the interior appointments. The perforated leather in black and red available on request underlines the sportiness of the seats. Contrasting topstitching – which extends to the steering wheel with its particularly satisfying grip characteristics – gives the interior a hand-crafted look and feel.



What makes a car a Mercedes?

Deep-rooted traditions: in our case, it is innovative traditions that run deep. We have continually gone down previously uncharted avenues. Milestone by milestone. These ventures spawned the first vehicle with a crumple zone, the first ABS, the first diesel passenger car. The first car. But rather than wallowing in the past, let us look to the future.

Mercedes-Benz Intelligent Drive – on the road to accident-free driving. We develop intelligent assistance systems which actively support the driver and noticeably relieve their workload. They monitor and analyse the vehicle's surroundings and handling characteristics – and warn the driver if they identify any critical situations. When necessary, some of the systems are able to intervene to take corrective action. Potential dangers are identified earlier than ever – and ever more frequently avoided as a result. Discover the fascinating world of Mercedes-Benz Intelligent Drive at www.mercedes-benz-intelligent-drive.com


BlueEFFICIENCY – our vision of emission-free driving. Sustainability is a big word to which we lend real meaning in all that we do, down to the smallest details. From minimising the environmental impact of our production operations to alternative drive configurations.

30! years 4MATIC

4MATIC – driven by new challenges, the vision of optimum traction led the Mercedes-Benz engineers to the International Motor Show in Frankfurt. That is where, in 1985, they unveiled 4MATIC, an innovative traction system working with state-of-the-art microelectronics and hydraulics. Just two years later it entered series production in the E-Class. It has continued its triumphal advance ever since in virtually all model series. And on every terrain. 75 models are now out on the road with 4MATIC and it is tailor-made for each class. Comfortable and efficiently configured for the compact class, right through to extremely sporty for the Mercedes-AMG performance models. For more safety and an intensive driving experience in every single moment.

As you can see, we have major goals in our sights. And what could be better than seeing these aims achieved whilst on a long drive in a Mercedes?





What would motorsport be without Mercedes-Benz?

The first vehicle to ever win an automobile race was powered by a Daimler engine. The first Mercedes was a racing car. The Silver Arrows – a true legend. Mercedes-Benz has a long tradition of involvement with the world of sport. Motorsport shapes the brand and every vehicle bearing the Mercedes star to this day. Discover the brand's unique history first-hand: at the Mercedes-Benz Museum in Stuttgart.

↘ FIND OUT MORE

Discover just what has been moving the world for more than 125 years and take a journey through time as well as through the history of the automobile at the Mercedes-Benz Museum. More than 1500 exhibits await you on 16,500 sqm of floor-space, including unique gems such as the oldest surviving Mercedes from 1902 or the legendary gull-wing models. Welcome to a place of innovation:

www.mercedes-benz-classic.com/museum



What would Mercedes-Benz be without motorsport?

3 June 1934 marked the beginning of the Silver Arrows legend in the International Eifel Race at the Nürburgring. The Silver Arrows works team MERCEDES AMG PETRONAS continued this tradition in the 2014 Formula 1 season. Its successful involvement was crowned by the most impressive double victory of the season, with the team topping both the constructors' and the drivers' rankings. The team's successes are not restricted to the race track, however. Every mile raced also advances the development of hybrid technology for series production.

▾ FIND OUT MORE

Fascinating Formula 1 goes multimedia:

<http://www.facebook.com/MercedesAMGF1>

<http://twitter.com/MERCEDESAMGF1>

<http://www.youtube.com/user/MERCEDESAMGPETRONAS>

<http://plus.google.com/+Mercedesamgf1/posts>

<http://instagram.com/MercedesAMGF1#>

<http://www.MercedesAMGF1.com>



MERCEDES AMG PETRONAS F1 W06 hybrid, 2015 season.

What drives us: the hunt for the best performance.

Ample torque – but the hunger remains: the **4-cylinder diesel engines** respond directly even in the bottom-end rev range. They know restraint only when it comes to fuel consumption, the emissions and the noise level. There are three outputs from 80 to 30 kW from which to choose: the CLA 180 d, the CLA 200 d and the CLA 220 d with multiway exhaust gas recirculation already meet the requirements of the Euro 6 emissions class. The fourth-generation common-rail diesel technology boasts an increase in injection pressure up to 2000 bar (CLA 180 CDI: 1600 bar), optimised combustion chambers and high-precision solenoid valve injectors (CLA 180 d: piezo injectors). A high injection pressure and turbocharging with a variable nozzle turbine ensure a superior torque curve.

Driving forward innovations.

The **4-cylinder petrol engines** with a displacement of 1.6 or 2.0 l, direct petrol injection, variable valve control and turbocharging perform sterling work – and already meet the requirements of the Euro 6 emission class today. The combination of the third-generation Mercedes-Benz

high-pressure direct injection system with precision piezo injectors and the enhanced spray-guided combustion process facilitates virtually total combustion and thus allows the fuel to be used particularly efficiently. The variable valve control results in an optimum cylinder charge level which has a beneficial effect on fuel consumption, as do the lower weight, reduced internal friction and ancillaries controlled on an on-demand basis. Turbocharging makes for enhanced responsiveness and higher torque in every engine speed range.

Tracking down efficiency reserves.

The diesel and petrol engines all have an **ECO start/stop function**, which switches off the engine temporarily when the vehicle is stationary. Even greater driving efficiency can be achieved with the help of the **standard-fit ECO display** which indicates how economically the vehicle is being driven at any given moment. This information can be used to help the driver adopt a driving style which provides for optimum fuel consumption in the given driving situation.

THE ENGINE RANGE

Diesel:

CLA 180 d with an output of 80 kW (109 hp) and peak torque of 260 Nm

CLA 200 d with an output of 100 kW (136 hp) and peak torque of 300 Nm

CLA 200 d 4MATIC with an output of 100 kW (136 hp) and peak torque of 300 Nm

CLA 220 d with an output of 130 kW (177 hp) and peak torque of 350 Nm

CLA 220 d 4MATIC with an output of 130 kW (177 hp) and peak torque of 350 Nm

Petrol:

CLA 180/CLA 180 BlueEFFICIENCY Edition¹ with an output of 90 kW (122 hp) and peak torque of 200 Nm

CLA 200 with an output of 115 kW (156 hp) and peak torque of 250 Nm

CLA 250 with an output of 155 kW (211 hp) and peak torque of 350 Nm

CLA 250 4MATIC with an output of 155 kW (211 hp) and peak torque of 350 Nm

CLA 250 Sport¹ and CLA 250 Sport 4MATIC with an output of 160 kW (218 hp) and peak torque of 350 Nm

↘ FIND OUT MORE

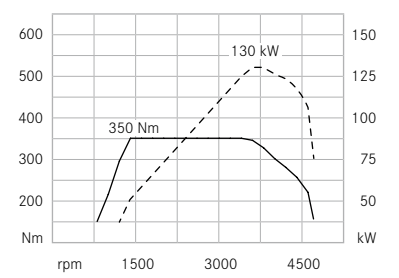
You can find all the technical data on the CLA Coupé and the CLA Shooting Brake on pages 70/71.

¹ Not available for CLA Shooting Brake.



CLA 220 d

Peak torque isn't everything. Only when it makes its presence felt as early on as in the CLA does it facilitate low-engine-speed and supremely superior driving.



Engine speed (rpm)
Torque in Nm
Output in kW



From wild to tame: the 7G-DCT.

In addition to seven gears, the **7-speed automatic transmission** combines the comfort of a 7-speed automatic transmission with the driving dynamics of a manual transmission. The **7G-DCT** consists of two sub-transmissions, one of which transfers the tractive power to the wheels while the other is preselecting the next gear. This leads to fast, smooth gear changing without any interruptions in tractive power and results in improved acceleration.

The shift characteristics can be preset from fuel-saving to sporty via the “Economy”, “Sport” and “Manual” transmission modes. When kickdown is used in “Sport” mode the electronic controller skips individual gears instead of changing down through each individual gear. This enables faster sprints. Drivers with sporty inclinations can change gear manually using the steering-wheel gearshift paddle. An ergonomic **DIRECT SELECT** lever as well as the **cruise control** and **SPEEDTRONIC** functions also form part of the 7G-DCT specification.

MANUAL TRANSMISSIONS

The **6-speed manual transmission** is perfectly tuned to the respective engine variant and ensures extreme ease of shifting, precise shift travel and a smooth gear-change sequence. It also promotes fuel-efficient and comfortable motoring with low engine speeds.



Staying ahead of the pack.

The **all-wheel drive system 4MATIC** flawlessly transfers the forwards thrust of the engine and transmission to the road. An innovative all-wheel-drive concept featuring infinitely variable torque distribution for the front axle (between 100% and 50%) and the rear axle (between 0% and 50%) via an electro-hydraulically controlled multi-disc clutch integrated in the rear axle. As a result the all-wheel drive system is able to adapt flexibly to the given driving conditions.

For a highly individual driving experience there are also different suspension tuning variants from which to choose – from comfortable to very sporty. The suspension and damping underscore the dynamic configuration of the CLA Coupé and CLA Shooting Brake. The weight- and noise-optimised components are designed to combine agile handling characteristics, driving safety and comfort as ideally as possible.

THE SUSPENSION OPTIONS

The **comfort suspension** reduces rolling and pitching, providing for a good balance between comfort and dynamism.

The **suspension with Adaptive Damping System** offers a choice between a more comfort-oriented or a tauter, sportier damping set-up.

The **sports suspension** (available in conjunction with AMG Line) supports a sportier driving style.

The **Sports Direct-Steer system** facilitates more agile vehicle response and increases straight-line stability.

ESP® Dynamic Cornering Assist: This system provides for added safety and stability, particularly when accelerating in bends.

More driving assistance systems. Fewer dangers.


Foresighted drivers reckon with unforeseen occurrences on every route. Mercedes-Benz Intelligent Drive supports them in this and relieves the strain on them with intelligent safety and assistance systems.

The CLA is already equipped with **COLLISION PREVENTION ASSIST PLUS** as standard. This system gives the driver a visual warning about an insufficient distance to vehicles in front. If the distance continues to decrease, an acoustic warning is additionally sounded. If the driver brakes, the Adaptive Brake Assist can build up precisely the braking power required to prevent a collision wherever possible. If there is no reaction from the driver, in the event of an impending rear-end collision the COLLISION PREVENTION ASSIST PLUS system can perform autonomous partial braking in order to prevent a collision or lessen its consequences.

↳ FIND OUT MORE

The full info on Mercedes-Benz Intelligent Drive for a computer, tablet or smartphone is available at www.mercedes-benz-intelligent-drive.com

The Guidelines for Rescue Services ensure that rescue teams at the accident site always have the latest vehicle data at their disposal. For the full info, go to www.mercedes-benz.de/rettungsleitfaden



COLLISION PREVENTION ASSIST PLUS

The distance warning function of **COLLISION PREVENTION ASSIST PLUS** is based on a flush-mounted sensor in the vehicle's front end which continuously monitors the distance from the vehicle in front at speeds from 7 to 250 km/h. Stationary obstacles can be registered when the vehicle is moving at a speed between 7 and 70 km/h.

The reassuring feeling of driving a Mercedes-Benz.

We are the first automotive manufacturer worldwide to have developed an **integral safety concept**, aimed at avoiding accidents, ensuring ideal responses to dangers and lessening the consequences of accidents. For the occupants of a Mercedes and for all other road users, too.

SAFE DRIVING

The **drowsiness detection system ATTENTION ASSIST** serves to enhance driving safety, in particular on long trips and during night-time driving. It monitors the driver's steering behaviour to detect typical signs of drowsiness and severe loss of attention, and gives a visual and audible warning of impending microsleep.

The **control system ADAPTIVE BRAKE** enhances ride comfort and safety. With the anti-lock braking system (ABS) as a base function it helps the driver to master critical braking manoeuvres more safely, and also assists the driver with day-to-day convenience functions such as Hill-Start Assist.

Optional **DISTRONIC PLUS proximity control** helps to maintain a safe distance from the vehicle in front above all in stop-and-go traffic. The system is able to brake the vehicle automatically and subsequently accelerate again as appropriate to the traffic situation.

IN THE EVENT OF DANGER

When a danger of a rear-end collision arises, **COLLISION PREVENTION ASSIST PLUS** is able to initiate partial braking in order to avoid a collision or to mitigate the consequences.

The optional **Blind Spot Assist** system employs radar sensors and can draw attention to one of the most serious sources of danger in road traffic. If another road user is detected in the blind spot area, a red triangle appears in the relevant exterior mirror. When an indicator is actuated, an additional acoustic warning can be issued. The system is active at speeds between 30 and 250 km/h. Optional **Lane Keeping Assist** is able to recognise when the vehicle is unintentionally drifting out of its lane at speeds between 60 and 200 km/h, duly warning the driver by means of pulsed vibrations on the steering wheel.

The optionally available preventive **PRE-SAFE® occupant protection system** is able to identify critical driving situations in advance and to initiate precautionary measures to protect the vehicle's occupants if there is a risk of an accident. These include belt tensioning or automatic closing of open side windows.

IN AN ACCIDENT

Extensive and intelligently matched **restraint systems** and the structure of the vehicle bodyshell can significantly reduce the risk of injury. These include 3-point seat belts with pyrotechnic belt tensioners and belt force limiters. Numerous airbags are able to ensure optimum all-round protection of the occupants in an accident: for example, front airbags for the driver and front passenger, each with two-stage deployment in accordance with the registered severity of the impact, sidebags for the driver and front passenger plus windowbags between the A- and C-pillars.

AFTER AN ACCIDENT

Every Mercedes-Benz is perfectly trained in first aid. If the worst comes to the worst, the engine can be switched off automatically and the central locking unlocked, and in addition the hazard warning lamps and the emergency interior lighting can be activated. Finally, the **Mercedes-Benz emergency call system** as part of the Mercedes connect me Standard Services (standard equipment) can send GPS position data and important vehicle information – though this will hopefully never be necessary.

All corners covered.

The optional **reversing camera** is switched on automatically when the driver selects reverse gear, and shows the driver the area behind the car on the **Media Display**. Dynamic guide lines assist with driving manoeuvres. When the system detects moving or stationary objects, these are highlighted with a bar in the display. When reversing out of parking spaces the driver can switch to a wide-angle view of 180° in order to detect pedestrians or vehicles earlier.

AT YOUR SERVICE

Optional **Active Parking Assist** makes finding a parking space as well as entering and exiting a parallel or on-end parking space easier.

Traffic Sign Assist (part of optional COMAND Online) is able to recognise speed limits, no-entry and no-overtaking signs and the end of such restrictions, and to display them to the driver.

↘ FIND OUT MORE

Find free parking spaces by **Mercedes-Benz App** for Audio 20 and the optional COMAND Online system. All the info on these and many other apps is available at <http://apps.mercedes-benz.com>

With the **Digital Owner's Manual** information can be called up directly in the car via the central display. And at www.mercedes-benz.de/owners-manual you can discover the CLA Coupé and the CLA Shooting Brake interactively. Also available as an app for smartphone or tablet.





Tracking down the best climate.

With its large glazed surfaces the optional **panoramic sliding sunroof** ensures a particularly light and friendly ambience. It consists of a large electrically operated sliding glass roof. An electric roller sunblind can shade the vehicle interior if the sunlight glare is too strong. In raised position, the glass roof automatically adjusts to three tilt positions to suit the current speed. The glass roof is lowered at high speeds, reducing the noise level and air circulation in the interior. Conversely, it raises itself again at low speeds.

MORE OPTIONS FOR A PERFECT CLIMATE

The vehicle interior can be warmed up or ventilated even before the start of the journey with the optional **auxiliary heater** – using a programmable timer or remote control. In winter this eliminates the need for time-consuming scraping of iced-up windows.

The optional two-zone **THERMOTRONIC** automatic climate control always provides a personal feel-good climate on board. Driver and front passenger are able to control the temperature independently of one another. The climate is maintained at the desired level automatically with the aid of sensors.



A trace finer: the ambient lighting.

Climb in and feel at home – with its pleasant, indirect light, the optional **ambient lighting** system creates an unrivalled sense of wellbeing in the interior. Especially at night, it accentuates the contouring and high quality of the interior design, imparts a feeling of comfort and security by conjuring up an impression of spaciousness and reduces dazzle from oncoming traffic. The mood-enhancing effect of the subtle lighting is apparent as soon as you open the doors. Twelve different colours and five dimming levels are available to create individual light moods. Ambient lighting is part of the optional Light and Sight package. It is based entirely on LED technology and can be easily adjusted via the instrument cluster.

THE FEATURES OF THE AMBIENT LIGHTING SYSTEM

The **ambient lighting** system greets you with a mood-enhancing light show as soon as you open the doors.

Door centre panel illumination by means of LED lighting units in the door pulls.

Illuminated handle recesses in the doors.

Centre console illumination by means of lighting elements beneath the rear-view mirror.

With sports seats, illumination of opening between front and rear head restraints.

Footwell lighting in front and rear.



In the saddle.

The standard-fit **sports seats** at the front are characterised by particularly good side support. Distinguishing features are the high seat backs with triple horizontal fluting and a characteristic opening between the backrest and the integral head restraints.

The optional **luxury seats** with triple horizontal fluting and a wider shoulder area can be ordered in ARTICO man-made leather in black or crystal grey for standard-specification models as well as those with the Urban equipment line. For more comfort on the rear seats the CLA Shooting Brake boasts headroom increased by 42 mm compared with the CLA Coupé.

FOR EVEN MORE COMFORTABLE SEATS

4-way lumbar support for driver and front passenger (optional): An adjustable lumbar support enables individual adjustment of the seat backrest contour, thereby enhancing seated comfort and ergonomics.

The optional **Seat Comfort package** provides greater seating comfort on longer journeys in particular by equipping the driver's seat and the front passenger seat with even more ergonomic individualisation options.

The optionally available electrically **adjustable driver's and front passenger seat** enables convenient and individual adjustment of the seat position.

As part of the optional Seat Comfort package, the **seat cushion length adjustment** feature offers a 60 mm wider surface for the thighs, for an even more pleasant travel experience.

All set for big-game hunting.

The **load compartment** of the CLA Shooting Brake with its capacity of 495 litres (as much as 595 litres in the cargo position) boasts the greatest width in the segment and particular depth, variability and functionality. In order to protect the cargo, the integral retractable cover can be pulled over the load. An optionally available dividing net between the luggage compartment and the passenger compartment protects the passengers during the journey.

The high-class appeal of the load compartment can be further enhanced on request with the three **designer aluminium rails** on the load compartment floor. These offer increased slip resistance when transporting goods thanks to their rubber inserts.

ENOUGH ROOM FOR EXTRAS

The **Load Compartment package** is available on request for more order, safety, and additional load space. It comprises net pockets, the cargo position function for the rear seat backrests (15° steeper), a 12 V socket and a folding box beneath the load compartment floor (not in conjunction with Harman Kardon® Logic 7® surround sound system).

Effective protection against prying eyes is provided for the luggage compartment in the guise of a pull-out **luggage compartment cover** with a practical roller mechanism. This is inserted behind the rear seats and can be stowed beneath the luggage compartment floor at any time in a just a few simple steps.





Specialist equipment: the optional extras.

There are countless opportunities to make a CLA Coupé or a CLA Shooting Brake your very own. From small details to special touches and comfort features which until recently were the reserve of the luxury segment. Take your time to browse around – in this catalogue, by reference to the price list or online.

At www.mercedes-benz.com you can configure the CLA yourself.



Garmin® MAP PILOT: This compact navigation module transforms the Audio 20 CD into a fully fledged, intuitively operated navigation system. The SD-card-based navigation function can be activated by inserting it into the SD card slot in the head unit.

The frameless free-standing **8" Media Display** with a screen diagonal of 20.3 cm offers brilliant colour rendition in an even larger format.

Smartphone integration enables the screen on your smartphone to be duplicated on the Media Display via a simple USB connection – including navigation option, telephone, music and message functions by means of Siri and access to the music player.

For convenient loading and unloading, the **EASY-PACK tailgate** of the CLA Shooting Brake opens and closes electromechanically at the simple push of a button. To prevent the door from bumping against any objects, it can be stopped in any position and its opening angle can be restricted.

The driver's and front passenger seats are electrically adjustable and have a **Memory function**. This can be used to save and recall up to three settings for the front seats and the exterior mirrors – for enhanced suitability for everyday use.

THERMOTRONIC automatic climate control with two climate zones provides individual climate control for the driver and for the front passenger. Temperature, airflow and air distribution are controlled automatically. The temperature can be regulated separately for driver and front passenger.

For the best possible visibility on rural roads and motorways, on bends and in foggy conditions, the **Intelligent Light System** with adaptive bi-xenon headlamps adapts automatically to the prevailing weather, light and driving conditions. The tail lights featuring fibre-optic technology are supplemented by LED indicator, brake and rear fog lamps.

The **ambient lighting** system available in conjunction with the Light and Sight package impressively showcases the entire interior with twelve different colours and five dimmer settings.

The 450-watt **Harman Kardon® Logic 7® surround sound system** with twelve loudspeakers, including a woofer, and a 9-channel DSP amplifier, combines with audio systems to offer a perfect audio experience in stereo – in conjunction with COMMAND Online, even DTS and Dolby Digital 5.1 formats are possible.

With the **KEYLESS-GO access and drive authorisation system** the car can be opened, started up and locked simply by carrying the electronic key.





Talk of the town: the Urban line.

With this design and equipment line your CLA will soon be on everyone's lips. The Urban line underscores the car's sportiness with 5-twin-spoke light-alloy wheels, a diamond radiator grille with pins in high-gloss black and lots more besides.

EXTERIOR HIGHLIGHTS

5-twin-spoke light-alloy wheels, painted himalayas grey, with 225/40 R 18 tyres

Diamond radiator grille with pins in high-gloss black, silver-painted louvre with chrome insert

Twin-pipe exhaust system with chrome-plated tailpipe trim

Rear-apron inlay in chrome

Lowered comfort suspension (no-cost option: comfort suspension)

INTERIOR HIGHLIGHTS

3-spoke leather multifunction steering wheel, with perforated grip areas and twelve function keys, and contrasting topstitching

Sports seats with upholstery in ARTICO man-made leather/Corumba fabric and contrasting topstitching

Seat Comfort package

Silver wave-look trim or anthracite wave-look trim (optional at no extra cost)

Air outlets with surround and cruciform nozzle in silver chrome

Black roof liner (optional: grey)

12 V socket in rear



Pure, unadulterated dynamism: the AMG Line.

Spell-binding looks: enhance the sportiness and exclusivity of the CLA with carefully selected extras – from the exterior with dynamic elements in AMG bodystyling to the interior including the multifunction sports steering wheel and sports seats.

EXTERIOR HIGHLIGHTS

AMG bodystyling with front and rear apron plus side sill panels

AMG 5-twin-spoke light-alloy wheels, painted titanium grey with a high-sheen finish, with 225/40 R 18 tyres

Diamond radiator grille with pins in chrome, silver-painted louvre and chrome inserts

Twin-pipe exhaust system with chrome-plated tailpipe trim

Diffuser in the vehicle colour

Lowered sports suspension

Perforated front brake discs, front brake callipers with “Mercedes-Benz” lettering

INTERIOR HIGHLIGHTS

3-spoke multifunction leather sports steering wheel with flattened lower section, perforations in the grip area, twelve function keys and red contrasting topstitching

Sports seats upholstered in ARTICO man-made leather/DINAMICA microfibre with red contrasting topstitching

Seat Comfort package

Light longitudinal-grain aluminium trim

Air outlets with surround and cruciform nozzle in silver chrome

Black roof lining

Brushed stainless-steel sports pedals with rubber studs





Eye-catcher: the Exclusive package.

Stylishly coordinated for your pleasure: the Exclusive package with high-quality interior equipment and appointments meets very high standards with regard to comfort, quality and design.

3-spoke multifunction steering wheel in leather, with perforations in grip area and twelve control buttons (flattened bottom section in conjunction with AMG Line)

Sports seats with leather upholstery and contrasting topstitching as well as perforated pads

Heated seats for driver and front passenger

Seat Comfort package

4-way lumbar support

Dashboard in ARTICO man-made leather with contrasting topstitching

Beltlines in ARTICO man-made leather with contrasting topstitching in wrap-around look

Aluminium trim with trapezoidal grain

Light longitudinal-grain aluminium trim (in conjunction with AMG Line)

Black roof liner (option: grey roof liner in conjunction with leather upholstery in black or crystal grey)

Brushed stainless steel sports pedals with rubber studs (in conjunction with AMG Line)

Cord floor mats with edging in the appointments colour

12 V socket in rear

Convenience closing feature with summer opening/closing function for side windows and panoramic sliding sunroof (optional)

Breath-taker: the AMG Exclusive package.

Building on the optionally available AMG Line, we have put together a combination of high-quality interior features for you – for maximum exclusivity, individuality and sportiness.

3-spoke multifunction leather sports steering wheel with flattened lower section, perforations in the grip area, twelve function keys and red contrasting topstitching

Sports seats with black RED CUT leather upholstery featuring red contrasting topstitching

Heated seats for driver and front passenger

Seat Comfort package

4-way lumbar support

Dashboard in ARTICO man-made leather with red contrasting topstitching

Aluminium trim with light longitudinal grain

Shift lever in perforated leather with red contrasting topstitching and silver-chrome trim

Beltline in ARTICO man-made leather with red contrasting topstitching in wrap-around look

Door centre panels in ARTICO man-made leather with red contrasting topstitching

Black roof lining

Brushed stainless-steel sports pedals with rubber studs

Cord floor mats with border in black and topstitching in red with “AMG” lettering (“Sport” lettering in conjunction with sports models)

12 V socket in rear

Convenience closing feature with summer opening/closing function for side windows and panoramic sliding sunroof (optional)



For nocturnal creatures: the Night package.

With striking design features in black, the Night package lends the CLA an even sportier, more expressive character – from the tinted glass in the rear side windows and rear window through the exterior mirrors and light-alloy wheels to the window surround.



Exterior mirror housings painted in black

Heat-insulating dark-tinted glass for all windows rear of the B-pillar

Window surrounds and beltline trim strip in high-gloss black

Additional features of the Night package in conjunction with Urban:
5-twin-spoke light-alloy wheels, painted black with a high-sheen finish, with 225/40 R 18 tyres plus diamond radiator grille with pins in high-gloss black and louvre in high-gloss black with chrome insert (illustration at top)

Additional features of the Night package in conjunction with AMG Line: AMG 5-twin-spoke light-alloy wheels, painted black with a high-sheen finish, with 225/40 R 18 tyres (detailed illustration at bottom) plus diamond radiator grille with pins in chrome and louvre in high-gloss black with chrome insert



Prime choice: genuine accessories.

Experienced hunters know just how crucial having reliable equipment is. Place your trust in Mercedes-Benz Genuine Accessories and style the CLA Coupé and the CLA Shooting Brake with even more individuality tailored perfectly to your needs.

Aerodynamic **roof box** matched to the CLA, made of extremely durable material. Fast, optimised anchorage to the separately available basic carrier bars. Convenient loading and unloading, as it can be opened and closed on both sides.

5-twin-spoke **light-alloy wheels** with 225/40 R 18 tyres, black matt with a high-sheen finish (code A246 401 2102 7X36).

The easy-fit and simple to use, lockable **rear-mounted cycle rack** will ensure the safe transport of either two or three bicycles. The carrier is simply fitted onto the trailer coupling. Each bicycle rail is designed for a maximum payload of 30 kg. An ingenious folding mechanism means that the boot lid or tailgate can still be accessed without difficulty. The carrier can be folded quickly and easily for space-saving storage when not in use.







CLA 250 Sport and CLA 250 Sport 4MATIC.

The CLA 250 Sport¹ and the CLA 250 Sport 4MATIC hunt in the same style. Offering the ultimate in sportiness and exclusivity, with a sporty engine sound, lowered sports suspension engineered by AMG and AMG bodystyling.

¹ CLA 250 Sport only in conjunction with CLA Coupé.

EXTERIOR HIGHLIGHTS

AMG 5-spoke light-alloy wheels, painted black with a high-sheen finish, with 235/40 R 18 tyres

AMG speed-sensitive sports steering

Diamond radiator grille with pins in chrome, louvre in high-gloss black and chrome inserts

Perforated brake discs at the front, red brake callipers at front and rear with “Mercedes-Benz” lettering

More sporty engine, transmission and accelerator configuration

Modified ESP® configuration

INTERIOR HIGHLIGHTS

AMG Line

designo seat belts in red

Air outlets with surround and cruciform nozzle in silver chrome

Cord floor mats with edging in black and red contrasting topstitching as well as “Sport” lettering



Top-notch pedigree: Mercedes-AMG CLA 45 4MATIC.

It goes without saying that the Mercedes-AMG CLA 45 4MATIC boasts impressive figures. But in view of such a magnificent spectacle, no-one is really paying attention to the small print any longer. And original AMG DNA makes the CLA more expressive as well as more powerful.

EXTERIOR HIGHLIGHTS

AMG 5-twin-spoke light-alloy wheels, painted titanium grey with a high-sheen finish, with 235/40 R 18 tyres

AMG radiator grille with matt titanium grey double louvres and "AMG" lettering

AMG front apron with front splitter in matt titanium grey and black flics

AMG side sill panels with inserts in matt titanium grey

AMG rear apron with diffuser-look ball head

AMG spoiler lip

AMG high-performance braking system with internally ventilated and perforated brake discs, 350 x 32 mm at the front and 330 x 22 mm at the rear

INTERIOR HIGHLIGHTS

3-spoke multifunction leather sports steering wheel with flattened lower section, perforations in the grip area, 12 function keys and red contrasting topstitching

AMG instrument cluster in twin-tube look with AMG main menu and RACETIMER

Sports seats with ARTICO man-made leather/DINAMICA microfibre designo seat belts in red

Aluminium trim with light longitudinal grain

Air vents with red accent ring and silver chrome nozzle cross-hairs

Roof liner in black fabric (no-cost option: liner in crystal grey fabric)

Brushed stainless-steel sports pedals with rubber studs

AMG DRIVE UNIT, including AMG DYNAMIC SELECT Controller





Mercedes-AMG CLA 45 4MATIC technology.

“One man – one engine” – every AMG technician vouches for the quality of their work with their good name. Mercedes-AMG blends genuine craftsmanship with superb performance – confidently staking out its territory in the process.

AMG 2.0-litre 4-cylinder turbocharged engine with 475 Nm and 280 kW (381 hp) – the most powerful series-production 4-cylinder-engine in the world. Fitted with high-precision piezo injectors and a twin-scroll turbocharger. Fuel consumption: only 7.3–6.9 litres/100 km in combined mode.

AMG high-performance braking system with internally ventilated and perforated brake discs which release more braking energy. At the front axle in the impressive size 350 x 32 mm with a 4-piston fixed calliper, at the rear axle 330 x 22 mm with single-piston sliding calliper.

AMG SPEEDSHIFT DCT 7-speed sports transmission for fast gear shifting without any interruption in tractive power, including sailing and RACE START functions. Partial cylinder shut-off when changing up a gear and the double-declutching function when shifting down conjure up a race track feeling behind the wheel and ensure a motorsport-style sound experience.

AMG Performance 4MATIC all-wheel drive – transforms 475 Nm of torque into dynamic propulsion and is fitted with AMG-specific electrohydraulic control for optimum traction.

The electromechanical **AMG speed-sensitive sports steering** in combination with the **AMG sports suspension** and the front and rear axles developed specifically for the Mercedes-AMG CLA 45 4MATIC offers high steering precision and agile driving characteristics.

Using the **AMG DYNAMIC SELECT Controller**, the driver can choose between the three pre-defined transmission modes “C” (Comfort), “S” (Sport) and “S+” (Sport Plus) and a further individually configurable mode “I” (Individual). Another great benefit is the **sailing function** in transmission mode “C”: during deceleration the engine is decoupled from the powertrain, the engine speed drops to idle level and the vehicle glides along the road in particularly economical fashion.



Prime specimens from the AMG Performance Studio.

An incomparable AMG vehicle becomes a one-off specimen in the AMG Performance Studio. Give your Mercedes-AMG CLA 45 4MATIC its very own individual style that underlines its expressive character.

HIGHLIGHTS FROM THE AMG PERFORMANCE STUDIO

AMG DYNAMIC PLUS package, incl. front axle differential lock and RACE transmission mode

AMG RIDE CONTROL 2-stage sports suspension with Adaptive Damping System

AMG Exterior Carbon-Fibre package

AMG Night package

AMG multi-spoke light-alloy wheels, painted matt black and with a high-sheen rim flange, with 235/35 R 19

AMG multi-spoke light-alloy wheels, painted titanium grey with a high-sheen finish, with 235/35 R 19 tyres

Brake callipers painted red, with black "AMG" lettering

AMG Performance exhaust system offering an emotional, sporty sound which can be boosted for an even headier experience at the push of a button

AMG Performance steering wheel, AMG E-SELECT lever, main key with "AMG" emblem

AMG Performance seats

AMG Driver's package (limitation of top speed raised to 270 km/h and participation in driver training at the AMG Driving Academy)





The most coveted trophies.

The hunt for the perfect wheel is underway. Find precisely the wheels to suit you and your very own dream car with our large, attractive selection.

STANDARD EQUIPMENT AND OPTIONAL EXTRAS

643 Steel wheels with hub cap in 10-hole design, fitted with 205/55 R 16 tyres (no-cost option for diesel models and for CLA 180 and CLA 200; for CLA 180 BlueEFFICIENCY Edition with 195/65 R 15 tyres, code R00)

39R 10-spoke light-alloy wheels, painted champion silver, with 205/55 R 16 tyres (standard for CLA 180 d, CLA 200 d, CLA 200 d 4MATIC, CLA 180 and CLA 200, no-cost option for CLA 220 d and CLA 220 d 4MATIC)

R78 5-twin-spoke light-alloy wheels, painted matt black with a high-sheen finish, with 205/55 R 16 tyres (option)

R20 7-spoke light-alloy wheels, painted matt black with a high-sheen finish, with 205/55 R 16 tyres (option for CLA Coupé)

R43 10-spoke light-alloy wheels, painted titanium silver, with 225/45 R 17 tyres (option; standard for CLA 220 d, CLA 220 d 4MATIC, CLA 250 and CLA 250 4MATIC; also available as winter wheel, code 25R)

R24 5-spoke light-alloy wheels, painted titanium silver, with 225/45 R 17 tyres (option)

02R 5-spoke light-alloy wheels, painted tremolite grey with a high-sheen finish, with 225/45 R 17 tyres (option for CLA Coupé)

01R 5-twin-spoke light-alloy wheels, painted black with a high-sheen finish, with 225/40 R 18 tyres (option; standard for Night package in conjunction with Urban)

R31 5-twin-spoke light-alloy wheels, painted himalayas grey with a high-sheen finish, with 225/40 R 18 tyres (option)



66R 5-twin-spoke light-alloy wheels, painted himalayas grey, with 225/40 R 18 tyres (option, standard for Urban)

46R 5-triple-spoke light-alloy wheels, painted tremolite grey, with 225/40 R 18 tyres (option)

64R 5-triple-spoke light-alloy wheels, painted himalayas grey with a high-sheen finish, with 225/40 R 18 tyres (option)

AMG

646 AMG multi-spoke light-alloy wheels, painted black with a high-sheen rim flange, with 225/40 R 18 tyres

649 AMG 5-twin-spoke light-alloy wheels, painted titanium grey with a high-sheen finish, with 235/40 R 18 tyres (standard for Mercedes-AMG CLA 45 4MATIC)

796 AMG multi-spoke light-alloy wheels, painted black with a high-sheen rim flange, with 225/40 R 18 front and 245/35 R 18 rear tyres¹

781 AMG 5-twin-spoke light-alloy wheels, painted black with a high-sheen finish, with 225/40 R 18 tyres (option, standard for Night package in conjunction with AMG Line)

791 AMG multi-spoke light-alloy wheels, painted titanium grey with a high-sheen finish, with 225/40 R 18 tyres

794 AMG 5-twin-spoke light-alloy wheels, painted titanium grey with a high-sheen finish, with 225/40 R 18 tyres (standard for AMG Line)

760 AMG multi-spoke light-alloy wheels, painted titanium grey with a high-sheen finish, with 225/40 R 18 front and 245/35 R 18 rear tyres¹

GENUINE ACCESSORIES

693 AMG multi-spoke light-alloy wheel, painted black with a high-sheen finish, with 235/35 R 19 tyres (option for CLA 250 Sport 4MATIC)

ADDITIONAL WHEELS

can be found in our accessories range.

Information about Mercedes-Benz Genuine Accessories can be found at www.mercedes-benz-accessories.com or directly from your authorised Mercedes-Benz dealer.

¹ Mixed-tyre variant with different rims and tyre dimensions on the rear axle.

Technical data for Coupé.

DIESEL ENGINES

No. of cylinders/arrangement
Total displacement in cc
Rated output ¹ in kW (hp) at rpm
Rated torque ¹ in Nm at rpm
Transmission
Acceleration from 0 to 100 km/h in s
Top speed, approx. in km/h
Fuel consumption ³ in l/100 km, combined
CO ₂ emissions ³ in g/km, combined
Emission class ⁴ /efficiency class ⁵

CLA 180 d	CLA 200 d	CLA 200 d 4MATIC	CLA 220 d	CLA 220 d 4MATIC
4/in-line	4/in-line	4/in-line	4/in-line	4/in-line
1461	2143	2143	2143	2143
80 (109)/4000	100 (136)/3200-4000	100 (136)/3400-4400	130 (177)/3600-3800	130 (177)/3600-3800
260/1750-2500	300/1400-3000	300/1400-3000	350/1400-3400	350/1400-3400
6-speed, manual [7G-DCT]	6-speed, manual [7G-DCT]	- [7G-DCT]	- [7G-DCT]	- [7G-DCT]
11.6 [11.9]	9.5 [9.0]	- [9.0]	- [7.7]	- [7.7]
205 [205]	220 [220]	- [216]	- [232]	- [230]
4.0-3.7 [4.2-3.8]	4.4-4.0 [4.2-3.8]	- [4.9-4.6]	- [4.2-4.0]	- [4.9-4.6]
108-98 [109-100]	114-104 [110-100]	- [127-119]	- [111-104]	- [127-119]
Euro 6/A+	Euro 6/A+	Euro 6/A	Euro 6/A+	Euro 6/A

PETROL ENGINES

No. of cylinders/arrangement
Total displacement in cc
Rated output ¹ in kW (hp) at rpm
Rated torque ¹ in Nm at rpm
Transmission
Acceleration from 0 to 100 km/h in s
Top speed, approx. in km/h
Fuel consumption ³ in l/100 km, combined
CO ₂ emissions ³ in g/km, combined
Emission class ⁴ /efficiency class ⁵

CLA 180	CLA 180 BE Edition	CLA 200	CLA 250	CLA 250 4MATIC	CLA 250 Sport	CLA 250 Sport 4MATIC	Mercedes-AMG CLA 45 4MATIC
4/in-line	4/in-line	4/in-line	4/in-line	4/in-line	4/in-line	4/in-line	4/in-line
1595	1595	1595	1991	1991	1991	1991	1991
90 (122)/5000	90 (122)/5000	115 (156)/5300	155 (211)/5500	155 (211)/5500	160 (218)/5500	160 (218)/5500	280 (381)/6000
200/1250-4000	200/1250-4000	250/1250-4000	350/1200-4000	350/1200-4000	350/1200-4000	350/1200-4000	475/2250-5000
6-speed, manual [7G-DCT]	6-speed, manual [-]	6-speed, manual [7G-DCT]	6-speed, manual [7G-DCT]	- [7G-DCT]	6-speed, manual [7G-DCT]	- [7G-DCT]	- [AMG SPEEDSHIFT DCT 7-speed sports transmission]
9.0 [8.7]	9.0 [-]	8.2 [7.9]	6.6 [6.5]	- [6.6]	6.5 [6.4]	- [6.4]	- [4.2]
210 [210]	190 [-]	230 [230]	240 [240]	- [240]	250 ² [250 ²]	- [250 ²]	- [250 ²]
5.7-5.4 [5.5-5.1]	5.0-5.0 [-]	5.7-5.5 [5.5-5.1]	6.6-6.4 [5.9-5.7]	- [6.6-6.4]	6.7-6.7 [6.1-6.1]	- [6.7-6.7]	- [7.3-6.9]
133-125 [126-119]	117-117 [-]	133-126 [126-119]	153-148 [138-134]	- [154-150]	156-156 [141-141]	- [158-158]	- [171-162]
Euro 6/B	Euro 6/B	Euro 6/B	Euro 6/C [B]	Euro 6/C	Euro 6/D [C]	Euro 6/D	Euro 6/D

The best for the engine:
Mercedes-Benz genuine engine oils.

¹ Figures for rated output in accordance with Directive 80/1269/EEC in the currently applicable version. ² Electronically governed. ³ The figures shown were obtained in accordance with the prescribed measuring processes (Directive [EC] 715/2007 in the currently applicable version). Note according to Directive 1999/94/EC in the currently applicable version: The figures are not based on an individual vehicle and do not constitute part of the product offer;

Technical data for Shooting Brake.

DIESEL ENGINES

No. of cylinders/arrangement
Total displacement in cc
Rated output ¹ in kW (hp) at rpm
Rated torque ¹ in Nm at rpm
Transmission
Acceleration from 0 to 100 km/h in s
Top speed, approx. in km/h
Fuel consumption ³ in l/100 km, combined
CO ₂ emissions ³ in g/km, combined
Emission class ⁴ /efficiency class ⁵

CLA 180 d	CLA 200 d	CLA 200 d 4MATIC	CLA 220 d	CLA 220 d 4MATIC
4/in-line	4/in-line	4/in-line	4/in-line	4/in-line
1461	2143	2143	2143	2143
80 (109)/4000	100 (136)/3200-4000	100 (136)/3400-4400	130 (177)/3600-3800	130 (177)/3600-3800
260/1750-2500	300/1400-3000	300/1400-3000	350/1400-3400	350/1400-3400
6-speed, manual [7G-DCT]	6-speed, manual [7G-DCT]	- [7G-DCT]	- [7G-DCT]	- [7G-DCT]
11.9 [11.9]	9.7 [9.2]	- [9.2]	- [7.8]	- [7.8]
200 [200]	215 [215]	- [212]	- [228]	- [225]
4.2-3.9 [4.3-4.1]	4.4-4.1 [4.2-3.9]	- [5.0-4.6]	- [4.3-4.0]	- [5.0-4.6]
110-101 [114-107]	115-108 [111-101]	- [131-121]	- [112-105]	- [131-121]
Euro 6/A+	Euro 6/A+	Euro 6/A	Euro 6/A+	Euro 6/A

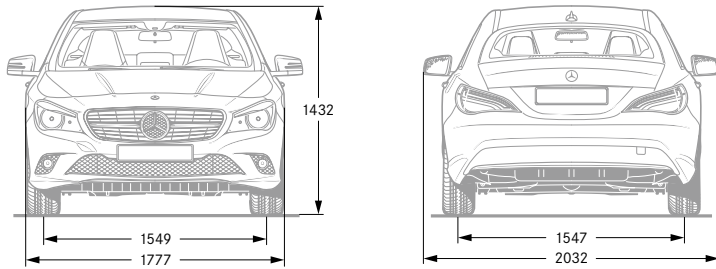
PETROL ENGINES

No. of cylinders/arrangement
Total displacement in cc
Rated output ¹ in kW (hp) at rpm
Rated torque ¹ in Nm at rpm
Transmission
Acceleration from 0 to 100 km/h in s
Top speed, approx. in km/h
Fuel consumption ³ in l/100 km, combined
CO ₂ emissions ³ in g/km, combined
Emission class ⁴ /efficiency class ⁵

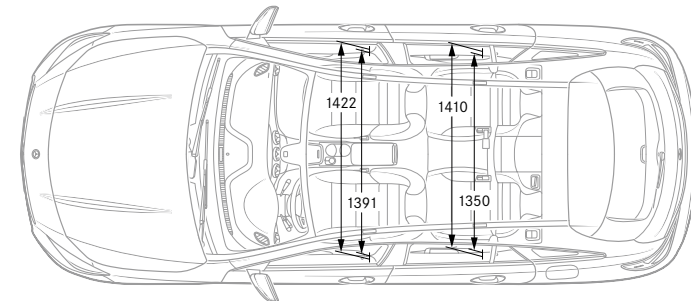
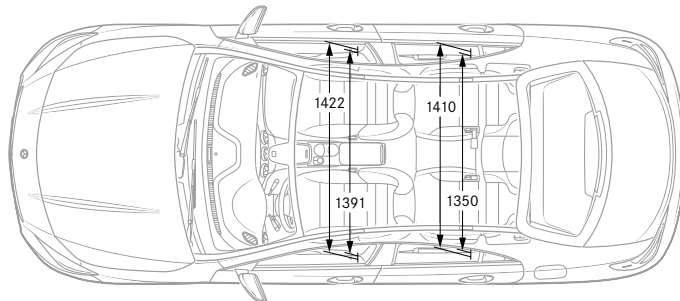
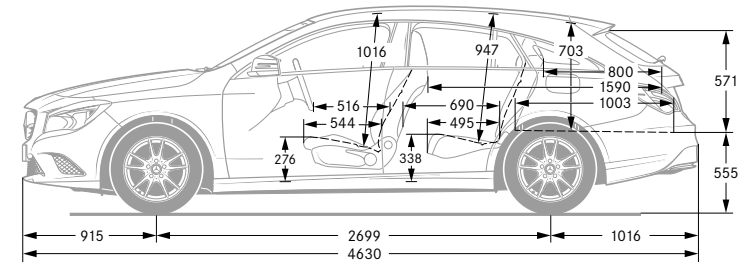
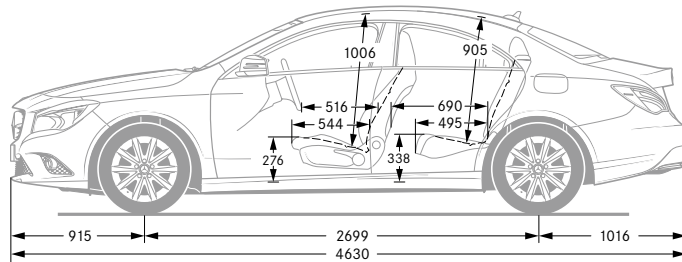
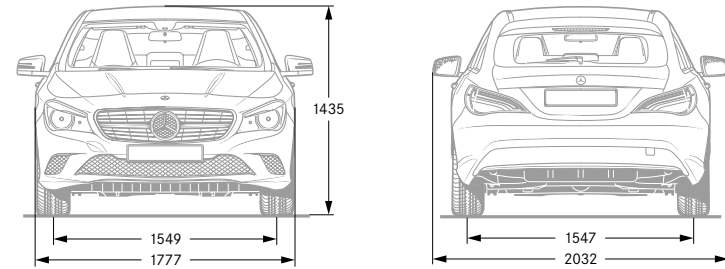
CLA 180	CLA 200	CLA 250	CLA 250 4MATIC	CLA 250 Sport 4MATIC	Mercedes-AMG CLA 45 4MATIC
4/in-line	4/in-line	4/in-line	4/in-line	4/in-line	4/in-line
1595	1595	1991	1991	1991	1991
90 (122)/5000	115 (156)/5300	155 (211)/5500	155 (211)/5500	160 (218)/5500	280 (381)/6000
200/1250-4000	250/1250-4000	350/1200-4000	350/1200-4000	350/1200-4000	475/2250-5000
6-speed, manual [7G-DCT]	6-speed, manual [7G-DCT]	6-speed, manual [7G-DCT]	- [7G-DCT]	6-speed, manual [7G-DCT]	- [AMG SPEEDSHIFT DCT 7-speed sports transmission]
9.1 [8.8]	8.5 [8.2]	6.8 [6.7]	- [6.7]	- [6.7]	- [4.3]
210 [210]	225 [225]	240 [240]	- [240]	- [240]	- [250 ²]
6.0-5.5 [5.6-5.3]	6.0-5.6 [5.6-5.3]	6.7-6.6 [6.2-6.0]	- [6.8-6.6]	- [6.8-6.8]	- [7.3-6.9]
140-128 [132-124]	140-130 [132-124]	156-151 [143-139]	- [156-152]	- [158-158]	- [171-162]
Euro 6/B	Euro 6/B	Euro 6/C	Euro 6/C	Euro 6/C	Euro 6/C

they are provided solely for purposes of comparison between different vehicle models. ⁴ Data applicable within the European Union only. May vary from country to country. ⁵ Determined on the basis of the measured CO₂ emissions, taking into account the mass of the vehicle. Figures in square brackets refer to models with automatic transmission. Further technical data can be found at www.mercedes-benz.com

Coupé dimensions.



Shooting Brake dimensions.



All dimensions in millimetres. The dimensions shown are mean values and apply to the standard-specification, unladen CLA 180.

Upholstery and trim.

Upholstery

- 111 ARTICO man-made leather in black^{2,4}
- 118 ARTICO man-made leather in crystal grey^{2,4}
- 151 ARTICO man-made leather in black^{3,4} with contrasting topstitching
- 155 ARTICO man-made leather in sahara beige^{3,4}
- 158 ARTICO man-made leather in crystal grey^{3,4} with contrasting topstitching
- 351 ARTICO man-made leather/Coari fabric in black³
- 358 ARTICO man-made leather/Coari fabric in crystal grey³
- 361 ARTICO man-made leather/Corumba fabric in black³
- 363 ARTICO man-made leather/Corumba fabric in black/orange³
- 368 ARTICO man-made leather/Corumba fabric in crystal grey³
- 651 ARTICO man-made leather/DINAMICA microfibre in black^{3,5,6}
- 801 Leather in black³
- 804 Leather in nut brown³
- 808 Leather in crystal grey³
- 811 RED CUT black leather³

Trim

- H14 High-gloss brown burr walnut wood¹
- H19 Satin-finish light brown poplar wood¹
- H50 Wave look, silver
- H51 Wave look in anthracite
- H73 AMG carbon fibre¹
- H79 Light longitudinal-grain aluminium^{1,5,6,7}
- H88 Matrix look
- 736 High-gloss black ash wood¹
- 739 Trapezium-grain aluminium

¹ Optional extra. ² Luxury seat. ³ Sports seat. ⁴ Only in conjunction with Seat Comfort package.

⁵ Standard for AMG model. ⁶ Standard for Sport model. ⁷ Standard for AMG Line and AMG Exclusive package.

Standard equipment



Urban¹



361



111
151




368




118
158



363



155



H50



H51



H79



H73

AMG Line¹



651



H79



H73

Exclusive package¹




801



808



804



739



736



H14



H19



H73

AMG Exclusive package¹



811



H79



H73

Paintwork.


Non-metallic paints



589



650




696

Metallic paints¹




191




592



761



787



990

Special paint¹



991

Non-metallic paints

589 jupiter red

650 cirrus white

696 night black

Metallic paints¹

191 cosmos black

592 northern lights violet

761 polar silver

787 mountain grey

990 orient brown

Special paint¹

991 designo polar silver magno

¹ Optional extra.



Mercedes-Benz is one of the founding partners of the “Laureus Sport for Good Foundation”.

Since the foundation was established in 2000, Mercedes-Benz has been supporting and promoting the aims and values of this worldwide non-profit-making programme: to improve the lives of children and young people who are disadvantaged or suffering from illnesses through social sports projects. Laureus has become a fundamental element of Mercedes-Benz’s social responsibility. Every new Mercedes is an ambassador embodying these values. In buying a Mercedes you are supporting the “Laureus Sport for Good Foundation”.

Please note: changes may have been made to the product since going to press (29.04.2015). The manufacturer reserves the right during the delivery period to make changes to the design, form, colour or specification, provided these changes, while taking into account the interests of the vendor, can be deemed reasonable with respect to the purchaser. Where the vendor or the manufacturer uses symbols or numbers to describe an order or the subject of an order, no rights may be derived solely from these. The illustrations may include accessories and optional extras which do not form part of the standard specification. Colours may differ slightly from those shown, owing to the limitations of the printing process. This brochure is distributed internationally. Information given regarding statutory regulations, legal requirements and taxation and the consequences thereof applies to the Federal Republic of Germany only and is correct at the time of going to press. For current and more specific information in relation to the range of models, features, optional extras, colours and/or services available in your country, and their pricing, you should contact your nearest authorised Mercedes-Benz Passenger Car Dealer.

www.mercedes-benz.com

Take-back of end-of-life vehicles. We will be glad to take back your CLA for proper recycling and disposal as specified by the end-of-life vehicle directive of the European Union (EU) – even though that day is a long way away.

A network of vehicle take-back depots and dismantlers has been established to make it as easy as possible for you to return your vehicle. You can leave it at any of these points free of charge and, by so doing, make an important contribution to completing the recycling process and conserving resources.

For further information about the recycling and disposal of end-of-life vehicles and take-back conditions, please visit your national Mercedes-Benz website.