



# THE 1983 TREDIA



MITSUBISHI



**Our company  
is known around  
the world for its  
achievements.**

At Mitsubishi, our commitment to engineering perfection flows from the philosophy that the most efficient automobile not only uses less fuel\*, but works better, lasts longer and is pleasing to the human eye.

This quest for excellence began in 1917 with the Mitsubishi

Model A, Japan's first series-produced car. Later, Mitsubishi developed Japan's first diesel truck.

Today, Mitsubishi is at the leading edge of automotive technology...pioneering the development and application of the fuel-efficient\* MCA-Jet engine;

Dual Engine Stabilizers; ECI electronically controlled fuel injection; the ELC Automatic and 4+4 Transmission; the use of LCD technology in the world's first Liquid Crystal Display instrument panel; an advanced U-shaped independent rear suspension system; highly-refined, aerodynamic,

flush-fitted bodies; and a level of interior comfort you must experience to appreciate.

And we're shaping tomorrow. Introducing the world's first turbo diesel small pickup, and Starion, the most exciting new member of our world family of turbo-charged passenger cars.

Isn't it time you experience the automotive achievements that have made the name Mitsubishi synonymous with engineering excellence in over 135 countries around the world?

\*See EPA mileage statement on specifications page.  
Shown with optional equipment. See features chart for details.





The Mitsubishi Tredia opens up two new worlds. One of room and comfort. And one of responsiveness and performance.





**First class  
or luxury class?**

There are few more delightful dilemmas.

The choice is yours—Tredia<sup>†</sup>, Tredia L or Tredia LS. Each comes with a 1.8 liter, 4-cylinder, fuel-efficient\* MCA-Jet engine. And Dual Engine Stabilizers that reduce engine vibration.

All three have front-wheel

drive, power-assisted front disc brakes, 4-wheel independent suspension and rack and pinion steering.

Tredia is so aerodynamically efficient that even the drip channels are concealed. Its arrow-front shape literally pierces the wind.

Now the class differences.

Tredia<sup>†</sup> comes standard with a 5-speed manual transmission. Tredia L and LS offer either an ELC Automatic, or the innovative 4+4 Transmission which lets you choose Economy or Power modes, through all four gears.

The L and LS offer rear heater ducts—so passengers in the back



can be just as comfortable as those up front, plus variable, intermittent wipers and much more.

Whichever model you choose, when it comes to Tredia, there's no such thing as a wrong choice.

\*See EPA mileage statement on specifications page.  
Shown with optional equipment. See features chart for details.  
<sup>†</sup>Tredia with 5-speed not available in California.





## Tredia conquers time and space.

Tredia opens up two new dimensions in sedan technology. One of responsiveness and performance. And one of room and comfort.

Time is conserved and acceleration boosted through a unique propulsion system — the MCA-Jet engine, designed and engineered to pull economy out of every ounce of fuel.\*

Space is saved throughout these cars. Tredia's transversely-mounted overhead cam engine places extra room inside the front passenger's compartment. There's also plenty of storage space for conveniences, like front door pockets, small package trays under both front seats; fully reclining front bucket seats and



Tredia LS Interior



Tredia L Interior

adjustable headrests.

The advanced rear U-shaped suspension system gives the body-contoured seats breathing room and your legs stretching room. Nor is there a driveshaft tunnel to crowd you either, thanks to Tredia's front-wheel drive configuration.

And the design advancements that make Tredia's passenger compartment roomy and comfortable enough for five passengers, also make its trunk the deepest in its class.

In the universe of performance sedans, rarely has one mastered time and space so thoroughly as the new Mitsubishi Tredia.


\*See EPA mileage statement on specifications page. Shown with optional equipment. See features chart for details.




# Specifications

<b>Engine Type</b>	
4-cylinder OHC	
<b>Displacement</b>	
1.8 liters (1795cc)	
<b>Horsepower</b>	
82 @ 5000	
<b>Torque</b>	
93 @ 3000	
<b>Suspension – Front</b>	
Independent MacPherson strut, with I-arm and coil spring	
<b>Suspension – Rear</b>	
Independent, trailing arm and coil spring	
<b>Steering Type</b>	
Rack and Pinion	
<b>Brakes</b>	
Front disc, rear drum with 8" Master Vac	
<b>Exterior Dimensions</b> (inches)	
Wheelbase	96.3
Tread width front/rear	55.5/54.1
Overall length	172.4
Overall width	65.4 (L, LS)
	65.0 (Tredia)
Overall height	53.7
<b>Interior Dimensions</b> (inches)	
Head room front/rear	37.6/36.4
Leg room front/rear	40.9/34.3
Shoulder room front/rear	52.8/52.8
Hip room front/rear	53.5/54.3
<b>Curb Weight</b> (lbs.)	
5-speed manual transmission	2,204 (Tredia)
4+4 manual transmission	2,226 (L) and 2,281 (LS)
3-speed automatic transmission	2,259 (L) and 2,314 (LS)
<b>Capacities</b>	
Trunk room capacity (cu. ft.)	9.94
Trunk room depth (inches)	21.9
Fuel tank capacity (gals.)	13.2
<b>Exterior Colors</b>	
Polar White	(all models)
Light Blue Metallic	(Tredia only)
Italian Silver Metallic	(Tredia, L only)
Milano Gold Metallic	(L, LS only)
New Canyon Red Metallic	(L, LS only)
Selbia Black	(L only)
Lawrence Green Metallic	(LS only)
Tredia with 5-speed not available in California.	

\*1983 EPA estimated mileage figures not available at time of printing. Consult your Mitsubishi Motors Dealer for individual model EPA figures.  
Remember: Compare this estimate to the "Estimated MPG" of other cars. You may get different mileage depending on how fast you drive, weather conditions and trip length.  
Technical data and equipment shown in this catalog are based on the latest available information at the time of publication and are subject to change without notice. Some vehicles are shown with optional equipment. For further information on additional options and accessories, contact your Mitsubishi Motors Dealer. Availability at dealers of vehicles with specific features may vary.



**Instrument Panel**  
Complementing its basic instrumentation, Tredia offers you a constant read-out fuel gauge, illuminated instrument needles and meter brightness control. Shown: Tredia L.



**Power Windows and Door Locks**  
For an added touch of luxury, individually controlled power windows and a power door lock feature are options available on the L and LS models.



**Alloy Wheels**  
These cast alloy wheels are more than sporty. Lighter and more efficient than steel wheels, they reduce overall body weight for improved performance and handling.




**Floor Mats**  
They're color-coordinated to match the interior of your Tredia.

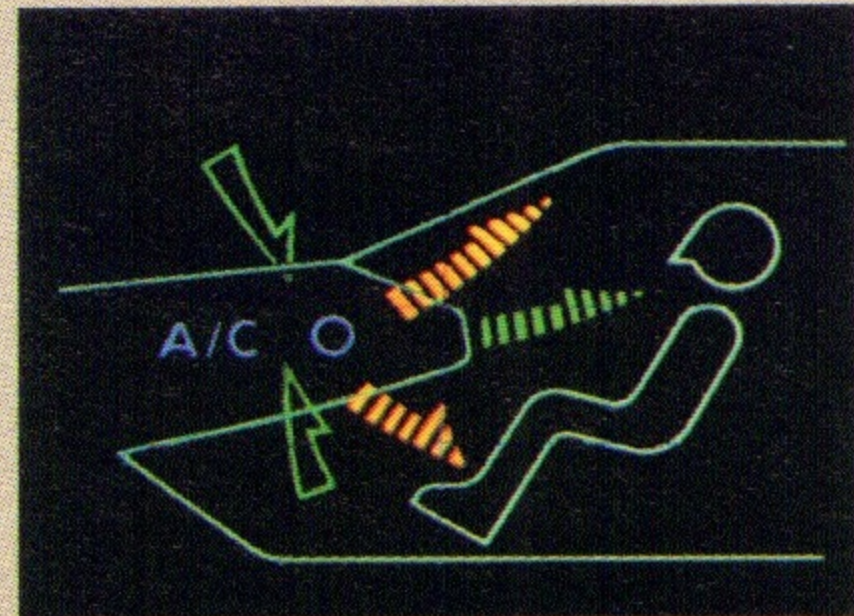
**A Choice of Transmissions**  
Mitsubishi Motors' unique 4+4 Transmission lets you choose Power or Economy modes. Our ELC Electronic Control Automatic with its damper clutch feature gives you greater fuel efficiency at speeds as low as 12 mph. The 5-speed manual transmission comes standard on Tredia†.



**Audio Systems**  
Mitsubishi's 2-speaker AM/FM stereo tuner comes standard on the Tredia L. The LS system shown adds automatic tuning to the radio, with special SCAN and SEEK buttons, 4-speakers and cassette player.



**MCA-Jet Engine**  
The 4-cylinder, OHC 1.8 liter MCA-Jet engine features a third valve, the "jet valve," which injects additional air into the combustion chamber, agitating the air-fuel mixture. The result: a more efficient combustion stroke that gives you improved mileage, power and reduced emissions.



**Airflow Indicator**  
This graphic indicator on the instrument panel of your Tredia L and LS shows the precise airflow of the dual bi-level ventilation/heating system.




**Trunk-through Rear Seat**  
On Tredia LS, the center of the left rear seat folds down to give you carrying room for longer items.



**Cruise Control**  
Available on the L and LS models, this system lets you set your speed starting at 30 mph.

**Head Restraints**  
These comfortable, adjustable head restraints on Tredia L can be raised or lowered depending on your driving style. Multi-adjustable on LS.



# Features and Options

S—Standard O—Optional —Not available **Tredia L LS**

<b>Engineering</b>			
1.8 liter 4-cylinder MCA-Jet engine	S	S	S
Dual Engine Stabilizers	S	S	S
Front-wheel drive	S	S	S
5-speed manual transmission†	S	—	—
4+4 Transmission	—	S	S
ELC 3-speed automatic transmission	—	O	O
MacPherson strut front suspension, with stabilizer bar, U-shaped rear suspension	S	S	S
Rack and Pinion steering	S	S	S
Power-assisted brakes (front disc, rear drum)	S	S	S

<b>Exterior</b>			
13" styled steel wheels	S	S	S
13" cast alloy wheels	—	O	O
Tires: 165/80 R13 BSW	S	S	—
Tires: 165/80 R13 WSW	—	—	S
Rectangular headlights	S	S	S
Black outside Sport Mirror with manual control (LH only)	S	—	—
Black outside Sport Mirrors with manual control (LH/RH)	—	S	—
Black outside Sport Mirrors with electronic remote control (LH/RH)	—	—	S
2-speed wipers	S	—	—
2-speed wipers with variable intermittent feature	—	S	S
Pinstriping	—	—	S
Protective body side moldings	—	S	S
Mud guards (front only)	S	S	S
Integrated color-keyed bumpers	—	S	S
Tinted glass	S	S	S

<b>Interior</b>			
Metered dash instrumentation, including: speedometer, temperature gauge and warning light cluster	S	S	S
Tachometer	—	S	S
Resettable tripmeter	S	S	S
Analog quartz clock	S	—	—
Digital quartz clock	—	S	S
Power windows (front & rear)	—	O	S

S—Standard O—Optional —Not available **Tredia L LS**

<b>Interior (continued)</b>			
Power door locks	—	O	O
Power-assisted steering	—	O	S
Height-adjustable steering column	—	S	S
Manual control outside Sport Mirror (LH only)	S	—	—
Manual control outside Sport Mirrors (LH/RH)	—	S	—
Electronic remote control outside Sport Mirrors (LH/RH)	—	—	S
Dual bi-level heating and ventilation system	S	S	S
Air conditioning	O	O	O
Rear heater ducts, front knee heater outlets	—	S	S
Airflow indicator	—	S	S
Electric rear window defogger	S	S	S
2-speed wipers	S	—	—
2-speed wipers with variable intermittent feature	—	S	S
Column-mounted turn signal & headlight control	S	S	S
Vanity mirror (passenger side)	—	S	S
Cruise control (column-mounted)	—	O	O
Full reclining adjustable front seats	S	S	S
Adjustable head restraints	—	S	S
Adjustable lumbar support for driver's seat	—	S	S
Body-contoured low back rear seats	S	—	—
Body-contoured high back rear seats	—	S	S
Fabric knit with vinyl seat trim	S	—	—
Full fabric knit seat trim	—	S	—
Velour seat trim	—	—	S
Front underseat storage	—	S	S
Front console	—	S	S
Offset trunk hinges	S	S	S
Trunk-through Rear Seat	—	—	S
Remote trunk lid and fuel lid releases	S	S	S
Full carpeting (passenger compartment)	S	—	—
Cut-pile carpeting	—	S	S
Trunk lamp	—	S	S
Door map pockets	—	S	S
AM/FM/MPX stereo radio, 2-speaker	O	S	—
AM/FM/MPX stereo radio with cassette, 4-speaker	O	O	—
Electronic tuning AM/FM/MPX stereo radio with cassette, 4-speaker	—	—	S

Note: Tredia 5-speed not available in California.

# Triple Diamond Service

Triple Diamond Service means quality service. Your Mitsubishi Motors Service Technician is factory-trained to know your Mitsubishi car or truck like no one else can. He will thoroughly check your Mitsubishi vehicle before it is delivered to you with the latest electronic diagnostic

equipment available. Best of all, he'll have the support of quality Mitsubishi Genuine Parts from our Regional Parts Distribution Centers throughout the U.S. No one else can give you the kind of Triple Diamond Service your Mitsubishi vehicle deserves.



