



CAMRY  
BY TOYOTA





CAMRY LE SEDAN

# COMPLETE

## FAMILY-SIZE ROOM AND HIGH MILEAGE, TOO

Toyota Camry. It's a whole new dimension in family-car design from the world's most successful builder of economy cars. Through advanced, innovative design and engineering, Camry achieves a unique combination of sedan-size roominess and economy-car mileage. In fact, Camry

measures up to many larger sedans, with uncrowded room for five adults. Yet Camry Deluxe's gas mileage figures of 32 EPA Estimated MPG, 44 Estimated Highway MPG\* are better than many smaller economy cars.

The 1984 Camry delivers great performance, too. An electronically fuel-injected 2.0 liter SOHC engine is standard. And, for impressive acceleration and power, this engine is teamed up with one of two transmissions depending on the model you choose: an

Electronically Controlled 4-speed automatic overdrive with lock-up torque converter, or a smooth-shifting 5-speed overdrive transmission.

For even better fuel economy, you can choose the Camry Deluxe Diesel Sedan with a new 1.8 liter SOHC turbo-diesel engine\*\* designed for quick, efficient response.

The new Camry dimension includes the pulling power of front-wheel drive, wide-stance stability, 4-wheel independent suspension, and much more. Camry owners know it and auto-

motive journalists agree: Camry is an extraordinarily complete value.

\*Remember: Compare this estimate to the EPA "Estimated MPG" of other cars with manual transmission. You may get different mileage depending on how fast you drive, weather conditions and trip length. Actual highway mileage will probably be less than the "Highway Estimate."

\*\*Not available in California. Shown with optional equipment. See Features chart for details.







CAMRY LE SEDAN INTERIOR



## ENGINEERED FOR WIDE-OPEN COMFORT

Camry is Toyota's roomiest sedan—with the leg-crossing, arm-stretching, hip-shifting room for a family of five.

What's the secret to Camry's comfortable roominess? Camry fits your family by design, not by chance. Toyota's application of proven front-wheel drive engineering makes use of a transverse-mounted engine and a

space-expanding passenger compartment to provide surprising interior room for a car with such sensible exterior dimensions.

All around, Camry gives special consideration to comfort. Wide, deep-cushioned seats are upholstered in soft, patterned cloth. Plush carpeting extends wall to wall. And a multi-adjustable, fully reclining driver's seat with a 4-way seat cushion height adjuster can be tailored to the driver's individual needs. On LE models, 4-way adjustable headrest and lumbar

support help reduce fatigue. And to top off this comfort, Camry LE models provide the clear, resonant sound of an electronic AM/FM/MPX stereo receiver with five speakers and automatic power antenna.

For maximum convenience, all instrumentation and controls are perfectly positioned for at-a-glance reading or quick, easy use. LE models have a center console with unique dual storage areas, one designed specifically for cassette tapes.

Outside mirrors are power remote-controlled. And an optional Power Package offers the convenience of power windows, central door lock system and Cruise Control.

Space. Comfort. Convenience. Whatever your driving pleasure, the family Camry's got it.

Shown with optional equipment. See Features chart for details.

# ROOMY





CAMRY LE LIFTBACK

# PRACTICAL

## FUNCTION IN ITS FINEST FORM

Beneath the Camry Liftback's lines are its finest features: family-size function and practicality.

Consider the new Liftback's "utility room." It features a wide-opening rear hatch with a skillfully designed, low liftover height for easy loading and unloading of luggage or bulky cargo. It gives you 20.1 cubic feet of

space and includes a removable cargo shelf to conceal valuables carried behind the back seats. With the seatbacks folded flat, the Camry Liftback opens to a hefty 41.3 cubic feet of carpeted space.

As with all 1984 Camrys, the Liftbacks—LE or Deluxe—are equipped with such refinements as responsive rack-and-pinion steering and power-assisted brakes. Special care has also been taken to provide such features as child protector rear door locks and

unique factory-installed anchors for child restraint systems.

All Camry models feature technology aimed at reduced maintenance. Like all Toyotas, they carry a 10,000-mile oil change interval\* the longest in the industry. Engine parts are readily accessible. There are even onboard microcomputers that are programmed to track and alert the owner to out-of-the-ordinary operating conditions and to make troubleshooting fast and accurate. And when it comes to damage resistance and repairability,

Camry's design is so advanced it qualifies for lower insurance rates from Allstate Insurance Company in many states.

The 1984 Camry. It's a unique combination of family-size efficiency, advanced design, meticulous detailing and traditional Toyota quality. For families on the go, it's function in its finest form.

\*Except diesel models. Shown with optional equipment. See Features chart for details.








TWIN GLOVE COMPARTMENTS



WIDE-FLO VENTILATION

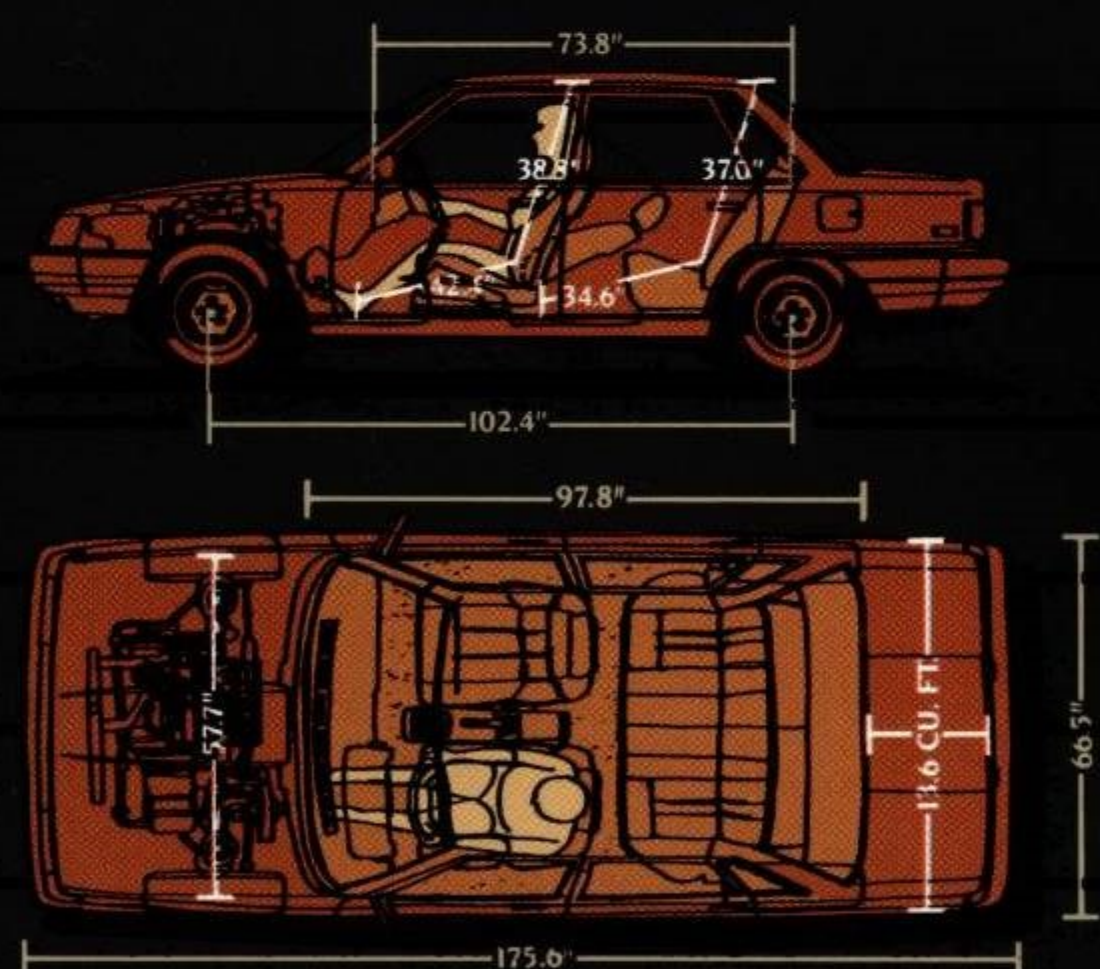


LE 7-WAY ADJUSTABLE DRIVER'S SEAT



5-PASSENGER SEATING

**Roominess and Comfort**  
Camry is human-engineered for maximum interior room and comfort. There is comfortable seating for five adults. Wide-Flo ventilation directs fresh air up and over front seats to rear seat passengers.



ADVANCED TECHNOLOGY FOR SPACE AND FUNCTION

### Advanced Technology


Camry's advanced technology includes space-and-weight-saving transverse-mounted engine with front-wheel drive configuration and smooth-riding 4-wheel independent suspension with MacPherson struts at all four corners.



FRONT-WHEEL DRIVE TECHNOLOGY FOR EFFICIENCY AND RIDE COMFORT

### Great Gas Mileage

Electronically fuel-injected 2.0 liter SOHC engine coupled with efficient 5-speed overdrive transmission helps Camry deliver better gas mileage\* than many smaller economy cars.



2.0 LITER SOHC GASOLINE ENGINE



ELECTRONIC FUEL INJECTION



RAK-AND-PI-ON STEERING



TRANSMISSION SHIFT MODES



4-SPEED ELECTRONICALLY CONTROLLED AUTOMATIC OVERDRIVE TRANSMISSION

**52** HWY EST  
**38** MPG  
EPA EST

### Diesel Economy

Choose Camry Deluxe Turbo-Diesel\*\* Sedan with state-of-the-art Toyota turbocharger that improves performance while providing even greater fuel efficiency.

\*Remember: Compare this estimate to the EPA "Estimated MPG" of other cars with diesel engines. You may get different mileage depending on how fast you drive, weather conditions and trip length. Actual highway mileage will probably be less than the "Highway Estimate".

\*\*Not available in California.

†See EPA mileage statement on specifications page. Shown with optional equipment. See Features chart for details.



1.8 LITER SOHC TURBO-DIESEL ENGINE



5-SPEED OVERDRIVE TRANSMISSION


### The 'Thinking' Transmission

Camry's innovative Electronically Controlled 4-speed automatic overdrive transmission with lock-up torque converter lets the driver program performance. "Normal," "Power" and "Economy" modes are available at the touch of a button.

# FEATURES



If you prefer a sportier look for your LE, select aluminum alloy wheels. For utmost driving comfort, choose dual-stage air conditioning. Or add variable assist power steering to your Deluxe model.



DUAL-STAGE  
AIR CONDITIONING



## Sound Choices

Select the sophisticated AM/FM/MPX tuner with cassette and graphic equalizer for your Camry LE, or choose a Power Package that includes power windows, power door locks, Cruise Control, and more.



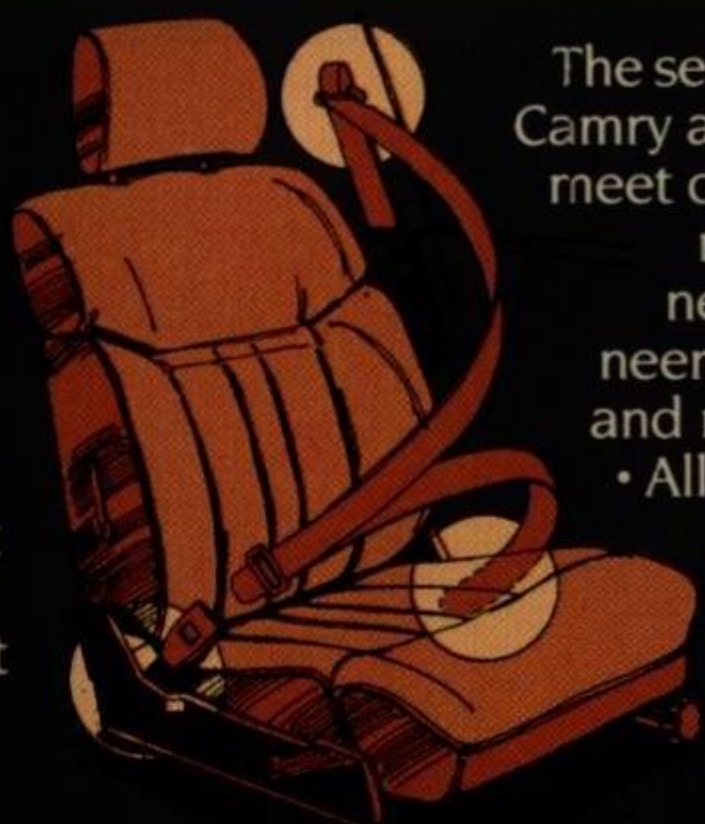
# OPTIONS

BUCKLE UP...  
IT'S A GOOD FEELING!

Toyota urges you to use your seat belts every time you drive. Safety experts say, "Buckle up!" Here are a few good reasons why:

- When properly adjusted, seat belts can help the driver maintain better vehicle control.

- Studies show that generally the safest place in a collision is inside your vehicle. Seat belts can help keep you there.
- Small children can be injured during quick turns or sudden stops; they should be provided with a child restraint system dynamically tested to meet federal standards. Select a restraint system carefully.



The seat belts in the 1984 Toyota Camry are not only designed to meet or exceed all government requirements for effectiveness, but also are engineered for simple operation and maximum comfort.

- All Toyotas have a *Seat Belt Retracting System* that helps draw the outer seat belts out of the way for easier entry and exit.

## FEATURES

	4-Door LE Sedan	5-Door LE Liftback	4-Door Deluxe Turbo- Diesel Sedan*	4-Door Deluxe Sedan	5-Door Deluxe Liftback
S—Standard O—Optional —Not Available					
<b>MECHANICAL</b>					
2.0 liter 4-cylinder SOHC gasoline engine/front-wheel drive	S	S	—	S	S
1.8 liter 4-cylinder SOHC Turbo-Diesel engine/front-wheel drive	—	—	S	—	—
Electronic Fuel Injection	S	S	—	S	S
Fully transistorized ignition	S	S	—	S	S
Electronically Controlled 4-speed automatic overdrive transmission with shift pattern selector and lock-up torque converter	S	S	—	O	S
5-speed overdrive transmission	—	—	S	S	—
MacPherson strut front suspension	S	S	S	S	S
Independent rear suspension with MacPherson struts and gas-filled shock absorbers	S	S	S	S	S
Rack-and-pinion steering	S	S	S	S	S
Power-assisted brakes (ventilated front disc/rear drum)	S	S	S	S	S
Steel-belted radial tires	S	S	S	S	S
<b>EXTERIOR</b>					
Styled steel wheels	S <sup>1</sup>	S <sup>1</sup>	S	S	S
Aluminum alloy wheels	O	O	—	—	—
Color-keyed front and rear bumpers	S	S	—	—	—
Tungsten halogen headlights	S	S	—	—	—
Wide protective side moldings	S	S	S	S	S
Driver's side outside mirror	—	—	S	S	S
Dual outside mirrors with power remote control	S <sup>2</sup>	S <sup>2</sup>	—	—	—
Power sunroof with maplight	O	O	—	—	—
Rear window wiper/washer with mist cycle	—	S	—	—	O
Rear interior sunshade	—	S	—	—	—
Two-tone paint	O	O	—	—	—
<b>INTERIOR</b>					
Tachometer, coolant temperature and dual-scale fuel gauges	S	S	—	—	—
Resettable tripmeter	S	S	S	S	S
Cruise Control	O	O	O	O	O
Variable assist power steering	S	S	O	O	O
Power Package—including power windows, power door locks, Cruise Control and special door trim	O	O	—	—	—
Dual-stage air conditioning	O	O	O	O	O
Steering column-mounted headlight, headlight flasher, adjustable intermittent vented anti-lift windshield wipers/washer and turn signal controls	S	S	S <sup>3</sup>	S <sup>3</sup>	S <sup>3</sup>
Electric rear window defogger	S	S	S	S	S
Power-booster Wide-Flo ventilation	S	S	S	S	S
Tinted glass	S <sup>4</sup>	S <sup>4</sup>	S	S	S
Digital quartz clock	S	S	—	—	—
Quartz analog clock	—	—	S	S	S
Padded instrument panel with twin glove compartments	S	S	S	S	S
Center console with storage area and armrest	S <sup>5</sup>	S <sup>5</sup>	S	S	S
Reclining front bucket seats with adjustable headrests	S <sup>6</sup>	S <sup>6</sup>	S	S	S
Driver's seat vertical height adjustment	S	S	S	S	S
Driver's seat 3-way adjustable lumbar support	S	S	—	—	—
Cloth seats	S	S	S	S	S
Fold-down rear armrest	S	—	—	—	—
Fold-down split rear seatbacks	—	S	—	—	S
Full carpeting	S	S	S	S	S
Remote trunk/hatch and fuel filler door releases	S	S	S	S	S
AM/FM/MPX stereo receiver with 4 speakers	—	—	O	O	O
Electronic AM/FM/MPX stereo receiver with 5 speakers and automatic power antenna	S	S	O <sup>7</sup>	O <sup>7</sup>	O <sup>7</sup>
Electronic AM/FM/MPX stereo tuner with 5 speakers, cassette, graphic equalizer and automatic antenna	O	O	—	—	—

<sup>1</sup>With trim rings. <sup>2</sup>With wide-view passenger side convex mirror. <sup>3</sup>Mist cycle wipers on Deluxe. <sup>4</sup>With upper shaded windshield band. <sup>5</sup>With twin storage areas. <sup>6</sup>4-way adjustable headrests. <sup>7</sup>Without power antenna.

## SPECIFICATIONS

	GASOLINE		DIESEL†		
ENGINE TYPE	4-cylinder SOHC EFI		4-cylinder SOHC Turbo		
DISPLACEMENT	2.0 liters (1995 cc)		1.8 liters (1839 cc)		
HORSEPOWER (SAE NET)	92 @ 4200 rpm		73 @ 4500 rpm		
TORQUE (SAE NET)	113 ft-lbs @ 2400 rpm		104 ft-lbs @ 3000 rpm		
BODY/FRAME CONSTRUCTION	Unitized body				
SUSPENSION FRONT	MacPherson strut				
SUSPENSION REAR	Independent, with MacPherson struts and gas-filled shock absorbers				
STEERING TYPE	Rack-and-pinion, collapsible shaft				
BRAKES	Power-assisted (ventilated front disc with audible alert wear indicators, rear drum)				
	4-Door LE Sedan	5-Door LE Liftback	4-Door Deluxe Turbo- Diesel Sedan†	4-Door Deluxe Sedan	5-Door Deluxe Liftback
EXTERIOR DIMENSIONS (inches)					
Wheelbase	102.4	102.4	102.4	102.4	102.4
Overall length	175.6	175.6	175.6	175.6	175.6
Overall width	66.5	66.5	66.5	66.5	66.5
Overall height	54.9	53.9	54.9	54.9	53.9
Tread width (front)	57.7	57.7	57.7	57.7	57.7
(rear)	55.9	55.9	55.9	55.9	55.9
INTERIOR DIMENSIONS (inches)					
Head room (front)	38.8	37.6	38.8	38.8	37.6
(rear)	37.0	36.2	37.0	37.0	36.2
Leg room (front)	42.4	42.4	42.4	42.4	42.4
(rear)	34.6	33.8	34.6	34.6	33.8
Shoulder room (front)	55.6	55.6	55.6	55.6	55.6
(rear)	55.0	55.0	55.0	55.0	55.0
CURB WEIGHT (lbs.)	2414	2458	2480	2326	2414
CAPACITIES					
Luggage capacity, rear seat up (cu. ft.)	13.6	20.1	13.6	—	20.1
Cargo capacity, rear seat down (cu. ft.)	—	41.3	—	13.6	41.3
Fuel tank capacity (gallons)	13.5	13.5	13.5	13.5	13.5
TIRES (steel-belted radials)					
Type	Blackwall	Blackwall	Blackwall	Blackwall	Blackwall
Size	185/70SR13	185/70SR13	185/70SR13	165SR13 (185/70SR13 w/optional Auto. Transmission)	185/70SR13
EXTERIOR COLORS¹ (INTERIOR COLORS)					
	Metallic Clear Coat				
Solid	Solid		Optional Two-Tone		
White (Gray or Blue)	Silver (Gray or Blue)		Light Brown/Beige		
Creme (Brown)	Red (Brown)		(Brown)		
Gloss Black² (Gray)	Beige (Brown)		Red/Beige		
	Deep Maroon (Brown)		(Brown)		
	Light Blue (Blue)				
MILEAGE ESTIMATES*					
	Gasoline		Diesel†		
	4-speed Auto		5-speed Overdrive		5-speed Overdrive
EPA EST MPG/HWY MPG	30/41		32/44		38/52

†Not available in California. – Not applicable. <sup>1</sup>Not all colors available in all models. <sup>2</sup>Optional.

\*Remember: Compare mileage estimate to the EPA "Estimated MPG" of other cars. You may get different mileage depending on how fast you drive, weather conditions and trip length. Actual highway mileage will probably be less than the "Highway Estimate."

Specifications and equipment based on information available at time of printing and are subject to change without notice. Specifications are for Mainland U.S.A. and may differ in other regions. Cover vehicle and others shown with optional equipment (see Features chart). For details on options, accessories and specifications in your area, contact your Toyota dealer. See 1984 Toyota Accessories brochure for additional Toyota-approved accessories.

- Front seat belts with *Emergency Locking Retractors* allow complete freedom of normal movement for the driver and front passenger, but under severe changes in vehicle motion, they automatically lock to restrain body movement.
- Rear outer seat belts with *Automatic Locking Retractors* self-lock in position after the user buckles up. The center rear seat has a lap belt. All three permit installation of child restraint systems. It is recommended that these systems be installed in the rear seats. Follow the



manufacturer's recommendation for installing these systems.

Before you drive, familiarize yourself with your Toyota Camry's

QUALITY CARS,  
PARTS & SERVICE

Toyotas are designed and built for dependable operation. Each vehicle is tested and inspected inside and out at every stage of manufacture. And every new Camry is covered by Toyota's 2-year/24,000-mile limited powertrain warranty\*.

Toyota dealer parts and service reflect the same quality and depend-

ability you'll find in the 1984 Camrys. A computerized parts inventory control system helps assure availability of Genuine Toyota and Toyota-approved Parts at nearly 1,100 dealers nationwide. Additionally, Toyota-trained service technicians use the latest equipment to care for your Toyota.

You can count on Toyota dealers to help you keep that Toyota feeling.

\*See your Toyota dealer for details.





OH  
WHAT  
A  
FEELING  
**TOYOTA**





OH  
WHAT  
FEELING  
**TOYOTA**



*CAMRY*  
BY TOYOTA