


# CAMARO

Camaro stretches the limits

of today's technology. In a

golden age of performance,

Camaro sets the pace.



GM

Canada

Official Supplier  
to The 1986  
World Exposition

EXPO



C H E V R O L E T 1 9 8 6



## Camaro Z28.

### At the Cutting Edge of Contemporary Performance.

A car that accelerates, brakes and corners with a capability reserved for only the finest exotics a few years ago. A car at the forefront of performance technology. A car so beautiful, it is regarded by styling experts as one of the world's most successful 2+2 designs.

Strap yourself in. A contoured bucket seat bolsters your confidence. Before you, a thick, leather-wrapped

steering wheel beckons. Gauges are round and easy to read at a glance.

Insert the key and turn. The 5.0 Litre V8 explodes to life, pistons and valves emitting a harmonic, muffled thunder.

Now select a gear and find yourself a serious road. You're ready to savour the supreme confidence and balance of Camaro Z28.

Front cover: The Camaro IROC-Z28. Inspired by the

International Race of Champions, it may be the closest thing to a race car that's still street-legal. Extended "ground-effects" rocker panels. Fog lamps. Special suspension, with Delco


gas-charged rear shocks. Sixteen-inch aluminum alloy wheels. Goodyear Eagle VR Gatorback tires. Available four-wheel disc brakes. IROC-Z28 The ultimate Camaro.




■ Available Custom interior.

■ Camaro Z28.

■ Front Cover: Camaro IROC-Z28.



■ Camaro Z28 shown with standard rear window defroster and available removable roof panels, tinted glass, rear window wiper/washer, Custom interior.



■ Berlinetta standard electronic instrument panel.

■ Camaro Berlinetta.

## Camaro Berlinetta.


### A Lesson in Technical Excellence.

Performance in an automobile can have many different definitions, depending on the driver you are and the distances you travel. It was with this in mind that Chevrolet created Berlinetta, the grand touring Camaro with a unique electronic instrumentation system to help you keep in touch with the road, mile after mile.

Dual control pods flank the primary instrument cluster, putting your lights, climate control system, turn signals and wipers all within a finger's reach of the steering wheel.


Large blue-green vacuum-fluorescent numerals indicate your cruising speed. A push of a button converts these numbers from kilometres per hour to miles. Another button converts the odometer to a digital RPM readout, to complement the standard bar-graph tach.

Equally unique is the swivel pod-style Delco electronically tuned, 4-speaker, full-feature AM/FM stereo radio. Seek and scan, digital display, coaxial front and extended range rear speakers are standard. A graphic equalizer with vacuum-fluorescent display and a cassette player are optional.



■ Camaro Sport Coupe.

■ Sport Coupe standard interior.



## Camaro Sport Coupe.

### Put One in Your Corner.

For exhilarating performance at an affordable price, check out Camaro Sport Coupe.

Check out the exterior. Last year's standard wheels and tires have been replaced with P205/70R-14 radials and Rally wheels with trim rings. Headlamp pockets, lower fascias and rocker panels have all been blacked out, and a sport stripe has been added on the rockers. The paint is base coat/clear coat (standard on all Camaros for 1986). Dual sport mirrors are standard.

Check out the standard sport suspension. Shocks, springs, and all other components have been painstakingly tuned, for crisp handling and a smooth ride.


Check out the powertrains. A lively 2.5 Litre Electronically Fuel Injected four-cylinder engine and a 5-speed manual transmission are standard equipment. A 2.8 Litre Multi-Port Fuel Injected V6 and a 5.0 Litre V8 are also available, with either a 5-speed manual transmission or an optional 4-speed overdrive automatic.

Check out Camaro Sport Coupe, and you'll check in to stay.







■ Available "Contour" bucket seats features 18 adjustment variations on the driver's side. (Available only with Custom interior).



■ Power 4-wheel disc brakes available.

■ Available automatic day/night rearview mirror.



■ Available fog lamps for Sport Coupe, Berlinetta and Z28. (Std. onIROC-Z28).

## Features and Options

Camaro's wide range of features and available options offer a variety of ways to personalize your Camaro.

### Appearance and Protection

■ Clear top coat over all base paint (Std. on all models) ■ Deluxe luggage compartment trim (Std. on Berlinetta) ■ Dual horns (Std. on Berlinetta) ■ Floor covering: Mats, colour-keyed (carpeted), front and/or rear ■ Halogen high- and low-beam headlamps ■ Mirrors: Sport twin electric remote ■ Mouldings: Body side, door edge guard ■ Power door lock system ■ Removable glass roof panels (with tinted glass and locks) ■ Sun shade package for roof panels (interim).

### Comfort and Convenience

■ Air conditioning ■ Air conditioning, electronic control (Berlinetta only) ■ Automatic day/night rearview mirror ■ Auxiliary lighting ■ Comfortilt steering wheel ■ Console, roof (Std. on Berlinetta) ■ Electric rear window defroster (Std. on all models) ■ Electronic speed control with resume and speed adjustment features ■ Intermittent windshield wiper system (Std. on Berlinetta) ■ Locking rear floor storage cover (Std. on Berlinetta) ■ Power hatch release ■ Power windows ■ Quiet Sound Group (Std. on Berlinetta) ■ Rear compartment cargo area cover ■ Six-way power seat (driver's side) ■ Special instrumentation (Std. on Berlinetta, Z28) ■ Split-folding rear seat-back ■ Tinted glass

### Audio Equipment

GM-Delco radio equipment: (All radios include dual front speakers; all stereos include dual rear speakers.)

■ AM radio with digital clock\* (Std. on Z28) ■ ETR AM/FM stereo radio with seek and scan\* ■ ETR AM/FM stereo radio with seek and scan, stereo cassette tape and digital clock\*\* ■ ETR AM stereo/FM stereo radio with seek and scan, stereo cassette tape, with search and repeat, digital clock and graphic equalizer\*\* ■ ETR AM/FM stereo radio with remote head, seek and scan, cassette tape, graphic equalizer and digital clock (Berlinetta only)\* ■ Power antenna.

\*Not available Berlinetta.  
\*\*ERS™ system: front coaxial and extended range rear speakers.

### Performance

■ Axles: Limited slip differential; Performance axle ratio (Z28 only) ■ Four-wheel power disc brakes (requires V8 and limited slip differential) ■ Heavy-duty battery ■ Heavy-duty cooling ■ Rear spoiler (Std. on Z28).

### Tires

■ P205/70R-14 all-seasons steel-belted radial ply white-stripe (4-cylinder Sport Coupe only) ■ P205/70R-14 all-seasons steel-belted radial ply blackwall (Std. on 4-cylinder Sport Coupe and Berlinetta) ■ P205/70R-14 all-seasons steel-belted radial ply white-lettered (4-cylinder Sport Coupe only) ■ P215/65R-15 Goodyear Eagle GT steel-belted radial ply black-lettered (Std. Z28, available Sport Coupe with V6 and V8) ■ P215/65R-15 Goodyear Eagle GT steel-belted radial ply white outline lettered (Available on Sport Coupe with V6 or V8

and Z28) ■ P235/60R-15 Goodyear Eagle GT VR60 steel-belted radial ply black-lettered (Z28 with 5.0 Litre V8 with TPI) ■ P245/50R-16 Goodyear Eagle VR50 Gatorback steel-belted radial ply black-lettered (IROC-Z28 only).

*Tire chains should not be used on a Camaro equipped with P245/50VR-16 tires because they may cause damage to the vehicle.*

### Wheel Equipment

Rally wheel (Std. on Sport Coupe) ■ Full wheel cover (Std. on Berlinetta) ■ Aluminum-finned gold wheel (Available on Berlinetta only) ■ 15" aluminum wheel (Std. on Z28) ■ 16" aluminum wheel (Std. onIROC-Z28).

## Facts

### Model Availability

Camaro: 2-Door Sport Coupe  
Camaro Z28: 2-Door Sport Coupe  
Camaro Berlinetta: 2-Door Coupe

### Safety Features

#### Occupant Protection

■ Manual lap/shoulder belts for driver and right front passenger (driver's side includes visual and audible warning system) ■ Manual lap belts at each rear-seat position (and centre front, when applicable) ■ Energy-absorbing steering column ■ Energy-absorbing instrument panel ■ Energy-absorbing front seat-back tops ■ Laminated safety windshield glass and tempered safety side and rear window glass ■ Safety interlocking door latches ■ Passenger-guard inside door lock handles ■ Inertia-locking, folding front seat-backs ■ Safety armrests ■ Head restraints, driver and right front passenger (adjustable/integral).

#### Accident Avoidance

■ Side marker lights and reflectors ■ Parking lamps that illuminate with headlamps ■ Four-way hazard warning flasher ■ Backup lights ■ Centre high-mounted stop lamp ■ Directional signal control with lane-change feature ■ Windshield defroster, washer and dual-speed wipers ■ Inside rearview mirror with vinyl-bonded glass ■ Outside left and right rearview mirrors ■ Brake system with dual master cylinder and warning light

### For Your Protection\*

1. New Vehicle Limited Warranty—12 months or 20,000 kilometres, whichever comes first.
2. Powertrain Coverage—36 months or 60,000 kilometres, whichever comes first on gasoline engines (\$100 deductible).
3. Owner Assistance Program.
4. Special Policy Adjustment Program.

\*Ask your dealer for details.



5-year unlimited kilometres corrosion perforation warranty. On all 1986 GM passenger cars. Ask your dealer for details.



While there are many service contracts available on the market today, there is only one which gives you an agreement directly with General Motors. It is the one with the GM Protection Plan logo shown above. This logo on all Plan material

assures you that the service contract you are buying is the GM Plan, we believe the finest such program available to GM owners.

The GM Protection Plan provides additional protection during and after the new vehicle limited warranties. Ask your General Motors dealer for details and information about the genuine GM Protection Plan.

### A Word About This Catalogue

The vehicles described in this catalogue incorporate components produced by General Motors of Canada Limited and related companies and suppliers. During manufacturing, different components than initially scheduled may be used.

All illustrations and specifications contained in this catalogue are based on the latest product information at time of publication approval. The right is reserved to make changes at any time, without notice, in prices, colours, materials, equipment, specifications and models, and to discontinue models. Some of the equipment shown or described throughout this catalogue is available at extra cost or can only be ordered in conjunction with the other optional equipment. Some options may not be available when your vehicle is built. Check with your dealer for complete information.



General Motors of Canada Limited  
Oshawa, Ontario  
Printed in Canada September 1985

| Exterior Features  | Sport Coupe | Berlinetta | Z28 |
|--|-------------|------------|-----|
| Base coat/clear coat paint                               | S           | S          | S   |
| Black dual mirrors                                       | S           | NA         | NA  |
| Black lower body   | S           | NA         | NA  |
| Body tape striping                                       | S           | S          | S   |
| Colour-accented lower body                               | NA          | S          | S   |
| Colour-keyed aluminum wheels                             | NA          | NA         | S   |
| Dual Sport mirrors (LH remote, RH manual)                | NA          | S          | S   |
| Front air dam/"ground-effects" rocker mouldings          | NA          | NA         | S   |
| Full wheel covers  | NA          | S          | NA  |
| Rear deck spoiler  | EC          | EC         | S   |
| Rear hatch w/automatic pull-down                         | S           | S          | S   |
| Silver, charcoal or gold-accented lower body with stripe | NA          | NA         | S   |
| Styled steel wheels w/trim rings                         | S           | NA         | NA  |

| Interior Features                      | Sport Coupe | Berlinetta | Z28 |
|--|-------------|------------|-----|
| AM radio                               | S           | NA         | S   |
| AM/FM stereo w/clock                   | EC          | S          | EC  |
| Carpeted cargo floor with stowage well | S           | S          | S   |
| Custom interior                        | EC          | S          | EC  |
| Deep-well luggage area                 | S           | S          | S   |
| Hinged-cover console stowage           | S           | S          | S   |
| Reclining front bucket seats           | S           | S          | S   |
| Side window defoggers                  | S           | S          | S   |
| Rear window defroster                  | S           | S          | S   |

| Mechanical Features   | Sport Coupe       | Berlinetta | Z28 |
|---|-------------------|------------|-----|
| Electronic Fuel Injection system                                | S                 | NA         | NA  |
| Front disc brake audible wear sensors                           | S                 | S          | S   |
| Multi-Port Fuel Injection system                                | EC                | S          | NA  |
| Power front disc/rear drum brake system                         | S                 | S          | S   |
| Power steering  | S                 | S          | S   |
| Power ventilation system  | S                 | S          | S   |
| P205/70R-14 all-seasons steel-belted radial ply blackwall tires | S <sup>(1)</sup>  | S          | NA  |
| P215/65R-15 steel-belted radial ply Eagle GT tires              | EC <sup>(2)</sup> | NA         | S   |
| Rear suspension with torque arm                                 | S                 | S          | S   |
| Sport suspension  | S                 | EC         | S   |
| Tachometer  | EC                | S          | S   |
| Tuned-Port Fuel Injection system                                | NA                | NA         | EC  |

S—Standard. EC—Optional at Extra Cost.  
NA—Not Available. <sup>(1)</sup>4-cylinder only.  
<sup>(2)</sup>Available on V6 and V8 Sport Coupe in blackwall only.

| Dimensions: mm (in.)               | Sport Coupe  | Berlinetta   | Z28          |
|------------------------------------|--------------|--------------|--------------|
| Wheelbase                          | 2566 (101.0) | 2566 (101.0) | 2566 (101.0) |
| Length (overall)                   | 4777 (188.0) | 4777 (188.0) | 4777 (188.0) |
| Width (overall)                    | 1850 ( 72.8) | 1850 ( 72.8) | 1850 ( 72.8) |
| Height (loaded)                    | 1271 ( 50.0) | 1271 ( 50.0) | 1271 ( 50.0) |
| Head Room—Front                    | 940 ( 37.0)  | 940 ( 37.0)  | 940 ( 37.0)  |
| Head Room—Rear                     | 905 ( 35.6)  | 905 ( 35.6)  | 905 ( 35.6)  |
| Leg Room—Front                     | 1092 ( 43.0) | 1092 ( 43.0) | 1092 ( 43.0) |
| Leg Room—Rear                      | 756 ( 29.8)  | 756 ( 29.8)  | 756 ( 29.8)  |
| Cargo Volume: litres (cu. ft.)     | 350 ( 12.4)* | 350 ( 12.4)* | 350 ( 12.4)* |
| Fuel Tank Capacity: (litres/gals.) | 59.8 ( 13.2) | 61.3 ( 13.5) | 61.3 ( 13.5) |

\*829 litres (31.0 cu. ft.) with rear seat-back down.

### Power Teams

| Engine  | Engine Availability |             |            |     | Transmission Availability          |  |
|---|---------------------|-------------|------------|-----|------------------------------------|--|
|   | Opt. No.            | Sport Coupe | Berlinetta | Z28 | 5-Spd. Manual <sup>(1)</sup> (MM5) | Automatic w/overdrive <sup>(1)</sup> (MXO) |
| 2.5 Litre EFI* L4 (A)   | LQ9                 | STD         | NA         | NA  | STD                                | NA   |
| 2.8 Litre MFI** V6 (B)  | LB8                 | EC          | STD        | NA  | STD                                | EC   |
| 5.0 Litre 4-Bbl. V8 (C)   | LG4                 | EC          | EC         | STD | STD                                | EC   |
| 5.0 Litre 4-Bbl. V8 (H.O.) (B)  | L69                 | NA          | NA         | EC  | STD                                | NA   |
| 5.0 Litre TPI*** V8 (H.O.) (B)  | LB9                 | NA          | NA         | EC  | NA                                 | EC   |
| STD—Standard NA—Not Available EC—Extra Cost   |                     |             |            |     |                                    |  |
| *Electronic Fuel Injection **Multi-Port Fuel Injection ***Tuned-Port Fuel Injection                                       |                     |             |            |     |                                    |  |
| <sup>(1)</sup> Floor-mounted shift control  |                     |             |            |     |                                    |  |
| (A) Produced by GM—Pontiac Motor Division, U.S.A.   |                     |             |            |     |                                    |  |
| (B) Produced by GM—Chevrolet Motor Division, U.S.A.   |                     |             |            |     |                                    |  |
| (C) Produced by GM—Chevrolet Motor Division, U.S.A. and GM Canada   |                     |             |            |     |                                    |  |
| See your Chevrolet salesperson for fuel consumption estimates for Camaro based on Transport Canada approved test methods. |                     |             |            |     |                                    |  |

**A word about engines**—Chevrolets are equipped with engines produced at facilities operated by GM car groups, subsidiaries or affiliated companies worldwide.




General Motors recognizes that taking delivery of your new vehicle is a significant event. To ensure that your delivery experience contributes to your overall satisfaction, we have implemented a "Commitment to Excellence" Delivery Procedure.

This procedure includes a thorough new vehicle inspection by both the service technician and salesperson, a full tank of fuel, and a follow-up survey to determine your satisfaction with the delivery experience.

General Motors "Commitment to Excellence" is yet another excellent reason to "Look at GM Today."



Camaro stretches the limits  
of today's technology. In a  
golden age of performance,  
Camaro sets the pace.




C H E V R O L E T 1 9 8 6







- Available "Conteur" bucket seats features 18 adjustment variations on the driver's side. (Available only with Custom interior).



- Available automatic day/night rearview mirror.



- Available fog lamps for Sport Coupe, Berlinetta and Z28. (Std. on IROC-Z28).

- Power 4-wheel disc brakes available.

#### COMMITMENT TO



General Motors recognizes that taking delivery of your new vehicle is a significant event. To ensure that your delivery experience contributes to your overall satisfaction, we have implemented a "Commitment to Excellence" Delivery Procedure.

This procedure includes a thorough new vehicle inspection by both the service technician and salesperson, a full tank of fuel, and a follow-up survey to determine your satisfaction with the delivery experience.

General Motors "Commitment to Excellence" is yet another excellent reason to "Look at GM Today."

## Features and Options

Camaro's wide range of features and available options offer a variety of ways to personalize your Camaro.

### Appearance and Protection

- Clear top coat over all base paint (Std. on all models)
- Deluxe luggage compartment trim (Std. on Berlinetta)
- Dual horns (Std. on Berlinetta)
- Floor covering: Mats, colour-keyed (carpeted), front and/or rear
- Halogen high- and low-beam headlamps
- Mirrors: Sport twin electric remote
- Mouldings: Body side, door edge guard
- Power door lock system
- Removable glass roof panels (with tinted glass and locks)
- Sun shade package for roof panels (interim).

### Comfort and Convenience

- Air conditioning
- Air conditioning, electronic control (Berlinetta only)
- Automatic day/night rearview mirror
- Auxiliary lighting
- Comfortilt steering wheel
- Console, roof (Std. on Berlinetta)
- Electric rear window defroster (Std. on all models)
- Electronic speed control with resume and speed adjustment features
- Intermittent windshield wiper system (Std. on Berlinetta)
- Locking rear floor storage cover (Std. on Berlinetta)
- Power hatch release
- Power windows
- Quiet Sound Group (Std. on Berlinetta)
- Rear compartment cargo area cover
- Six-way power seat (driver's side)
- Special instrumentation (Std. on Berlinetta, Z28)
- Split-folding rear seat-back
- Tinted glass

### Audio Equipment

GM-Delco radio equipment: (All radios include dual front speakers; all stereos include dual rear speakers.)

- AM radio with digital clock\*
- ETR AM/FM stereo radio with seek and scan\*
- ETR AM/FM stereo radio with seek and scan and digital clock\*
- ETR AM/FM stereo radio with seek and scan, stereo cassette tape and digital clock\*
- ETR AM stereo/FM stereo radio with seek and scan, stereo cassette tape, with search and repeat, digital clock and graphic equalizer\*
- ETR AM/FM stereo radio with remote head, seek and scan, cassette tape, graphic equalizer and digital clock (Berlinetta only)\*
- Power antenna.

\*Not available Berlinetta.

\*ERS™ system: front coaxial and extended range rear speakers.

### Performance

- Axles: Limited slip differential; Performance axle ratio (Z28 only)
- Four-wheel power disc brakes (requires V8 and limited slip differential)
- Heavy-duty battery
- Heavy-duty cooling
- Rear spoiler (Std. on Z28).

### Tires

- P205/70R-14 all-seasons steel-belted radial ply white-stripe (4-cylinder Sport Coupe only)
- P205/70R-14 all-seasons steel-belted radial ply blackwall (Std. on 4-cylinder Sport Coupe and Berlinetta)
- P205/70R-14 all-seasons steel-belted radial ply white-lettered (4-cylinder Sport Coupe only)
- P215/65R-15 Goodyear Eagle GT steel-belted radial ply black-lettered (Std. Z28, available Sport Coupe with V6 and V8)
- P215/65R-15 Goodyear Eagle GT steel-belted radial ply white outline lettered (Available on Sport Coupe with V6 or V8)

and Z28) ■ P235/60R-15 Goodyear Eagle GT VR60 steel-belted radial ply black-lettered (Z28 with 5.0 Litre V8 with TPI) ■ P245/50R-16 Goodyear Eagle VR50 Gatorback steel-belted radial ply black-lettered (IROC-Z28 only).

*Tire chains should not be used on a Camaro equipped with P245/50VR-16 tires because they may cause damage to the vehicle.*

### Wheel Equipment

- Rally wheel (Std. on Sport Coupe)
- Full wheel cover (Std. on Berlinetta)
- Aluminum-finned gold wheel (Available on Berlinetta only)
- 15" aluminum wheel (Std. on Z28)
- 16" aluminum wheel (Std. on IROC-Z28).

## Power Teams

| Engine                         | Engine Availability |             |            |     | Transmission Availability          |  |
|--------------------------------|---------------------|-------------|------------|-----|------------------------------------|--|
|                                | Opt. No.            | Sport Coupe | Berlinetta | Z28 | 5-Spd. Manual <sup>(1)</sup> (MM5) | Automatic w/overdrive <sup>(1)</sup> (MXO) |
| 2.5 Litre EFI* L4 (A)          | LQ9                 | STD         | NA         | NA  | STD                                | NA   |
| 2.8 Litre MFI** V6 (B)         | LB8                 | EC          | STD        | NA  | STD                                | EC   |
| 5.0 Litre 4-Bbl. V8 (C)        | LG4                 | EC          | EC         | STD | STD                                | EC   |
| 5.0 Litre 4-Bbl. V8 (H.O.) (B) | L69                 | NA          | NA         | EC  | STD                                | NA   |
| 5.0 Litre TPI*** V8 (H.O.) (B) | LB9                 | NA          | NA         | EC  | NA                                 | EC   |

STD—Standard NA—Not Available EC—Extra Cost

\*Electronic Fuel Injection

\*\*Multi-Port Fuel Injection

\*\*\*Tuned-Port Fuel Injection

<sup>(1)</sup>Floor-mounted shift control

(A) Produced by GM—Pontiac Motor Division, U.S.A.

(B) Produced by GM—Chevrolet Motor Division, U.S.A.

(C) Produced by GM—Chevrolet Motor Division, U.S.A. and GM Canada

See your Chevrolet salesperson for fuel consumption estimates for Camaro based on Transport Canada approved test methods.

**A word about engines**—Chevrolets are equipped with engines produced at facilities operated by GM car groups, subsidiaries or affiliated companies worldwide.



# Facts

## Model Availability

Camaro: 2-Door Sport Coupe  
Camaro Z28: 2-Door Sport Coupe  
Camaro Berlinetta: 2-Door Coupe

## Safety Features

### Occupant Protection

■ Manual lap/shoulder belts for driver and right front passenger (driver's side includes visual and audible warning system)  
■ Manual lap belts at each rear-seat position (and centre front, when applicable) ■ Energy-absorbing steering column  
■ Energy-absorbing instrument panel ■ Energy-absorbing front seat-back tops ■ Laminated safety windshield glass and tempered safety side and rear window glass ■ Safety interlocking door latches ■ Passenger-guard inside door lock handles  
■ Inertia-locking, folding front seat-backs ■ Safety armrests  
■ Head restraints, driver and right front passenger (adjustable/integral).

### Accident Avoidance

■ Side marker lights and reflectors ■ Parking lamps that illuminate with headlamps ■ Four-way hazard warning flasher  
■ Backup lights ■ Centre high-mounted stop lamp ■ Directional signal control with lane-change feature ■ Windshield defroster, washer and dual-speed wipers  
■ Inside rearview mirror with vinyl-bonded glass ■ Outside left and right rearview mirrors  
■ Brake system with dual master cylinder and warning light

■ Starter safety switch ■ Dual-action hood-latch system  
■ Low-glare finish on instrument panel top, inside windshield mouldings, wiper arms/blades, metallic steering wheel surfaces  
■ Illuminated heater and defroster controls ■ Tires with built-in tread-wear indicators.

### Theft Deterrence

■ Audible reminder for ignition key removal ■ Theft deterrent steering column lock ■ Visible vehicle identification number.

## For Your Protection \*

1. New Vehicle Limited Warranty—12 months or 20,000 kilometres, whichever comes first.
2. Powertrain Coverage—36 months or 60,000 kilometres, whichever comes first on gasoline engines (\$100 deductible).
3. Owner Assistance Program.
4. Special Policy Adjustment Program.

\*Ask your dealer for details.



5-year unlimited kilometres corrosion perforation warranty. On all 1986 GM passenger cars. Ask your dealer for details.



While there are many service contracts available on the market today, there is only one which gives you an agreement directly with General Motors. It is the one with the GM Protection Plan logo shown above. This logo on all Plan material

assures you that the service contract you are buying is the GM Plan, we believe the finest such program available to GM owners.

The GM Protection Plan provides additional protection during and after the new vehicle limited warranties. Ask your General Motors dealer for details and information about the genuine GM Protection Plan.

## Exterior Features

|  | Sport Coupe | Berlinetta | Z28 |
|--|-------------|------------|-----|
| Base coat/clear coat paint                               | S           | S          | S   |
| Black dual mirrors                                       | S           | NA         | NA  |
| Black lower body   | S           | NA         | NA  |
| Body tape striping                                       | S           | S          | S   |
| Colour-accented lower body                               | NA          | S          | S   |
| Colour-keyed aluminum wheels                             | NA          | NA         | S   |
| Dual Sport mirrors (LH remote, RH manual)                | NA          | S          | S   |
| Front air dam/"ground-effects" rocker mouldings          | NA          | NA         | S   |
| Full wheel covers  | NA          | S          | NA  |
| Rear deck spoiler  | EC          | EC         | S   |
| Rear hatch w/automatic pull-down                         | S           | S          | S   |
| Silver, charcoal or gold-accented lower body with stripe | NA          | NA         | S   |
| Styled steel wheels w/trim rings                         | S           | NA         | NA  |

## Interior Features

|  | Sport Coupe | Berlinetta | Z28 |
|--|-------------|------------|-----|
| AM radio                               | S           | NA         | S   |
| AM/FM stereo w/clock                   | EC          | S          | EC  |
| Carpeted cargo floor with stowage well | S           | S          | S   |
| Custom interior                        | EC          | S          | EC  |
| Deep-well luggage area                 | S           | S          | S   |
| Hinged-cover console stowage           | S           | S          | S   |
| Reclining front bucket seats           | S           | S          | S   |
| Side window defoggers                  | S           | S          | S   |
| Rear window defroster                  | S           | S          | S   |

## Mechanical Features

|   | Sport Coupe       | Berlinetta | Z28 |
|---|-------------------|------------|-----|
| Electronic Fuel Injection system                                | S                 | NA         | NA  |
| Front disc brake audible wear sensors                           | S                 | S          | S   |
| Multi-Port Fuel Injection system                                | EC                | S          | NA  |
| Power front disc/rear drum brake system                         | S                 | S          | S   |
| Power steering  | S                 | S          | S   |
| Power ventilation system  | S                 | S          | S   |
| P205/70R-14 all-seasons steel-belted radial ply blackwall tires | S <sup>(1)</sup>  | S          | NA  |
| P215/65R-15 steel-belted radial ply Eagle GT tires              | EC <sup>(2)</sup> | NA         | S   |
| Rear suspension with torque arm                                 | S                 | S          | S   |
| Sport suspension  | S                 | EC         | S   |
| Tachometer  | EC                | S          | S   |
| Tuned-Port Fuel Injection system                                | NA                | NA         | EC  |

S—Standard. EC—Optional at Extra Cost.  
NA—Not Available. <sup>(1)</sup> 4-cylinder only.  
<sup>(2)</sup> Available on V6 and V8 Sport Coupe in blackwall only.

## Dimensions: mm (in.)

|                                    | Sport Coupe  | Berlinetta   | Z28          |
|------------------------------------|--------------|--------------|--------------|
| Wheelbase                          | 2566 (101.0) | 2566 (101.0) | 2566 (101.0) |
| Length (overall)                   | 4777 (188.0) | 4777 (188.0) | 4777 (188.0) |
| Width (overall)                    | 1850 ( 72.8) | 1850 ( 72.8) | 1850 ( 72.8) |
| Height (loaded)                    | 1271 ( 50.0) | 1271 ( 50.0) | 1271 ( 50.0) |
| Head Room—Front                    | 940 ( 37.0)  | 940 ( 37.0)  | 940 ( 37.0)  |
| Head Room—Rear                     | 905 ( 35.6)  | 905 ( 35.6)  | 905 ( 35.6)  |
| Leg Room—Front                     | 1092 ( 43.0) | 1092 ( 43.0) | 1092 ( 43.0) |
| Leg Room—Rear                      | 756 ( 29.8)  | 756 ( 29.8)  | 756 ( 29.8)  |
| Cargo Volume: litres (cu. ft.)     | 350 ( 12.4)* | 350 ( 12.4)* | 350 ( 12.4)* |
| Fuel Tank Capacity: (litres/gals.) | 59.8 ( 13.2) | 61.3 ( 13.5) | 61.3 ( 13.5) |

\* 829 litres (31.0 cu. ft.) with rear seat-back down.

## A Word About This Catalogue

The vehicles described in this catalogue incorporate components produced by General Motors of Canada Limited and related companies and suppliers. During manufacturing, different components than initially scheduled may be used.

All illustrations and specifications contained in this catalogue are based on the latest product information at time of publication approval. The right is reserved to make changes at any time, without notice, in prices, colours, materials, equipment, specifications and models, and to discontinue models. Some of the equipment shown or described throughout this catalogue is available at extra cost or can only be ordered in conjunction with the other optional equipment. Some options may not be available when your vehicle is built. Check with your dealer for complete information.

*Way to Go Chevy!*

Chevrolet

General Motors of Canada Limited  
Oshawa, Ontario

Printed in Canada September 1985

