

1988 Precis



Imported by

M I T S U B I S H I



Precis.
A Whole New
Definition of Value.

In most cases, an inexpensive car is inexpensive because of the features you don't get. Precis is the exception to the rule. Even though it carries a very low price tag, it's very high on comfort and convenience features, which makes it a great value.

The roomy Precis LS 3-door Hatchback is an excellent example of value. Begin with the exterior. Its sleek lines were carefully designed by Giugiaro, the noted Italian designer, with aerodynamics in mind. Underneath the hood is an efficient, yet spirited 1.5 liter-SOHC engine.

Slide behind the wheel, and the first thing you'll notice is the roomy interior with seating for five. Look around and you'll find the Precis LS is remarkably well equipped. For your convenience, there's a visor vanity mirror, lockable/illuminated

glove box, an under-dash tray, and door map pockets.

For your comfort, there are low-back reclining front bucket seats in plush full-fabric coverings, large front armrests, two-way adjustable front headrests, and integral rear seat headrests.

In all, Precis LS, imported by Mitsubishi from Korea, offers over 80 standard features, many of which are not standard on other cars in its class. With Precis, it's obvious that the meaning of value in an economy car is redefined.



Finely Tuned Instrumentation.

One glance at the stylish instrument panel speaks volumes about the value of the standard features on the Precis LS. Convenience features such as an electric rear window defroster, intermittent windshield wipers and rear window wiper/washer are standard.

The ergonomic instrument panel is designed to let you read the analog gauges and graphic display cluster at a glance, putting the speedometer, tachometer, temperature gauge and other warning lights in your best line of vision.

Other convenience features include an electronically tuned AM/FM stereo cassette with 2 speakers; remote releases for the hood, hatch and fuel-filler door; courtesy lights overhead, in the cargo area, glovebox and ashtray; and a digital quartz clock. With Precis LS, your comfort and driving convenience are standard, not optional.

Inside... Making a Case for Comfort.

Creature comforts. The Precis LS is loaded with them. The spacious interior is unexpectedly luxurious when compared to most cars in its class, with ample room for five. Handsome velour seat coverings are color-keyed with matching cloth inserts in the doors. The cloth headliner, deep cut-pile carpeting throughout and seat belts are also color-keyed for a pleasing interior look.


Get Comfortable.

Both low-back front bucket seats recline, and feature two-way adjustable headrests to make the ride more pleasant.

The driver's seat offers lumbar adjustments to maximize driving comfort.

The full center console, large door armrests, integral headrests on the rear seats and a convenient driver's footrest all add to the interior comfort of the Precis LS.

Need some extra cargo room? The split rear seat folds down for those large and long loads. And if you take a closer look around the interior of the Precis LS 3-door, you'll find a host of other storage areas in the door map pockets, the rear quarter-panel pockets, and the under-dash storage tray.





A Perfect Example of More for Less.

The Precis LS is so well equipped, you'll be hard pressed to improve it. In fact, there are only seven optional features available. The 5-door Precis LS offers you all the comfort and convenience features found on the 3-door, plus full roll-down

rear windows, child-safety rear door locks and a handy front-passenger under-seat storage tray.

It's your option to add air conditioning, a 3-speed automatic transmission, aluminum alloy wheels, passive restraint system,* an

electronically tuned AM/FM high power stereo cassette system with four speakers, power steering, or a breezy power sunroof to let the sun shine in.

With or without the optional features, you'll find the Precis one of the best

equipped cars in its class. And all of its standard features are neatly packaged in a stylish, aerodynamic, form-follows-function body. The sloping windshield, front-air dam, hidden drip rails and sleek, con-

toured sides make riding in the Precis LS a smooth sensation.

The 1988 5-door Precis LS. An excellent example of what a well-equipped car should be, and still remain a value.

*5-door only.



A Valuable Lesson for the Competition.

Just because a car is low-priced doesn't mean it has to be short on features and styling. The Precis RS 3-door has a lot to teach others in its class about comfort, convenience and style.

In addition to the over 60 standard features on all Precis models, the sporty

RS offers a fuel-saving 5-speed manual overdrive transmission,* color-keyed bumpers, sporty wheel covers and body side molding that adds to its stylish good looks; and dual manual remote control outside mirrors.

Inside the Precis RS, you'll be sitting in the lap of luxury on fabric-faced seat covers,


color keyed with the plush cut-pile carpeting and luxury door trim with cloth inserts. Handy convenience features include remote electric hatch release, rear window wiper/washer and analog quartz clock.


Fold down the split rear seat to take on large cargo, or stow smaller objects in the

handy front door map pockets or full center console.

The 1988 3-door Precis RS. This is one economy car that doesn't hide its assets from anyone.

*See EPA mileage figures in specifications section.





Precis' Standard Features

- 1.5-liter SOHC engine
- Front-wheel drive
- Rack and pinion steering
- Fully independent suspension
- Steel-belted all-season radial tires
- Composite aerotype halogen headlamps
- Front stabilizer bar
- Rear stabilizer bar
- Power front disc brakes
- Full-size spare tire
- 5-passenger seating
- 5-mph energy absorbing bumpers
- Rear window defroster
- Rear heater ducts
- Side window defogger
- Maintenance-free battery
- Front mudguards
- Rear mudguards
- Rear stone guards
- Locking fuel-filler door
- Rear seat headrests
- Full door trim
- Reclining bucket seats
- Adjustable headrests
- Split fold-down rear seat
- Cut-pile carpeting
- Variable intermittent wipers
- Instrument panel graphic display
- Forward console
- Carpeted cargo area
- Detachable cargo area cover
- 2-way cargo lock
- 36 month/36,000 mile limited powertrain warranty**
- Electronic fuel feedback carburetor
- Wheel well liners
- Anti-corrosion treatment
- Flip-out rear side windows
- Remote hood release
- Lockable glove box
- Glove box light
- Cargo area light
- Overhead light
- Illuminated lighter
- Illuminated ashtray
- Tripmeter
- Temperature gauge
- Low fuel warning light
- Door ajar warning chime and light
- Under dash storage tray
- Anti-chip protection
- Dual diagonal brakes
- Styled steel wheels
- Single key locking
- Day/night rearview mirror
- Three assist grips
- Dual coat hooks
- Driver's foot rest
- Aircraft-type doors
- Concealed drip rails
- Radio antenna
- Passenger side walk-in device
- Color-keyed seat belts
- Armrests front and rear
- Color-keyed instrument panel
- Formed vinyl headliner
- 4-speed manual transmission
- Soft-feel vinyl interior
- Diamond CareSM

*See EPA mileage figures in specification section.
 **For complete details, see the copy of the limited warranty at your dealer.

1988 PreciS. Setting the Standards.

When it comes to setting the standards for comfort, convenience and style, PreciS leads the way. With over 60 standard features, PreciS, your Mitsubishi Motors Dealer's lowest priced model, offers you more automobile for a lot less than you would imagine.

There's a long list of features that make your driving time more pleasant, including low-back reclining front bucket seats, variable intermittent front wipers, side window

defoggers, cut-pile carpeting, remote hood release, plus much, much more.

Powering it all is a responsive, economical 1.5 liter SOHC engine,* including an electronically-controlled carburetor for dependable starts, a low maintenance electronic ignition system and a maintenance-free battery.

Front-wheel drive provides all-weather traction, while rack and pinion steering gives PreciS its excellent directional

response. The 4-wheel independent suspension with front/rear stabilizer bars provides precise handling and a truly comfortable ride. When it's time to come to a stop, the power-assist front disc brakes and all-season, steel belted radial tires help ensure that braking is smooth and controlled.

The 1988 PreciS 3-door Hatchback... more automobile for less.



P R E C I S F E A T U R E S



See Your Way Clear.


The tinted windshield on the Precis RS and LS models makes day-time driving easy on the eyes. The LS also features an upper windshield shadow band.

Great Reflections.

Convenient dual manual remote control side mirrors on the Precis RS and LS make maneuvering in traffic easy on you. The Precis LS also features a passenger side visor vanity mirror.

Hind Sight.

You'll always have clear rearview vision with the convenient rear window wiper/washer standard on the Precis RS and LS models.



Fast Tracking.

The Precis LS features a handsome sports tachometer for precise shifting.

On the Light Side.


Easy-to-see warning lights are a helpful way to let you know if a door or hatch is ajar, the high beam lights or flashers are on, safety belts are not fastened, or if your oil pressure, fuel or brake fluid level is low. All models also feature automatic headlamp shut-off when the ignition is turned off.

A Timely Touch.

The Precis LS features an attractive, easy-to-read digital quartz clock to help keep you on schedule.

Climate Control.

You won't lose your cool with the addition of the optional air conditioning system.



Put It Away... Up Front.

Stow cassette tapes, papers, and other small articles in the convenient center console.

...To The Side.

Handy map storage pockets are located on both front doors.

...In The Rear.

The Precis RS and LS 3-door hatchback models feature handy storage bins beneath the rear seat armrests.

...Beneath The Seat.

The 5-door Precis LS includes a spacious, pull-out storage tray under the front passenger seat for larger articles.



A Sound Idea.

Turn your Precis into a symphony on wheels with one of the two available stereo cassette sound systems. Choose the electronically tuned, high-power AM/FM stereo cassette with auto-reverse, Dolby® noise reduction and 4 speakers, or an electronically tuned AM/FM stereo cassette with auto-reverse and 2 speakers (Standard on LS).

Let the Sun Shine In.

Open up your Precis LS to the sky with a stylish tinted glass, electric sliding sunroof complete with sliding sun shade for those "too hot" days.



Make Your Move.

The smooth-shifting, 5-speed manual overdrive transmission is standard on the Precis LS and RS models.

Shift Easy.


Take the easy road with the optional automatic transmission. (RS/LS only)

Thoughtful Touch.

The fuel-filler door on the Precis RS and LS can be conveniently opened using the remote release beside the driver's seat.

Safety First.

The 5-door Precis LS features child-safety rear door locks.



For A Stylish Ride.

It's your option on the Precis LS to include handsome, stylish aluminum alloy wheels.

Keeping It Clean.

Wherever you drive your Precis, the standard front and rear mudguards will help keep it looking neat.

Diamond CareSM... Our Commitment to Quality.

Diamond CareSM, Mitsubishi's comprehensive new vehicle delivery program, ensures that your new Precis is thoroughly prepared, inspected and fine-tuned before you drive off. We even make sure that the gas tank is full before you go. And Diamond Care does not end when you leave the dealership. After your first 1,000 miles, you are invited to return to have any problem, caused by normal vehicle use, taken care of absolutely free.

S P E C I F I C A T I O N S

Features & Options

	Precis RS	LS 3-DR	LS 5-DR
MECHANICAL			
1.5-liter, SOHC, 4-cylinder engine	S	S	S
Front wheel drive	S	S	S
Electronic ignition	S	S	S
4-speed manual transmission	S	-	-
5-speed manual overdrive transmission	-	S	S
3-speed automatic transmission	-	O	O
Rack and pinion steering	S	S	S
Power-assisted rack and pinion steering	-	-	O+
Power-assisted front disc brakes	S	S	S
Power-assisted vented front disc brakes	-	-	O+
Self-adjusting rear drum brakes	S	S	S
Dual diagonal braking system	S	S	S
Independent suspension, front & rear	S	S	S
Stabilizer bar, front & rear	S	S	S
Maintenance-free battery	S	S	S
Diamond Care SM	S	S	S
12-month/12,500-mile New Car Limited Warranty*	S	S	S
36-month/36,000-mile Powertrain Limited Warranty*	S	S	S
36-month/Unlimited Mileage Anti-Corrosion Perforation Limited Warranty*	S	S	S
INSTRUMENTATION & CONTROLS			
Tachometer	-	-	S
Resettable tripmeter	S	S	S
Coolant temperature gauge	S	S	S
Instrument panel graphic display	S	S	S
Warning lights: Brakes, Battery charge, Low oil pressure, Low fuel, Door/hatch ajar, Seatbelt	S	S	S
Warning buzzers: Door ajar, Seatbelts, Steering ignition lock	S	S	S
Analog quartz clock	-	S	-
Digital quartz clock	-	-	S
Deluxe steering wheel	-	-	S
Electronically tuned AM/FM stereo radio w/auto reverse cassette + 2 speakers	O	O	S
High power electronically tuned AM/FM stereo radio w/auto reverse cassette + 4 speakers	-	O	O
SEATING & TRIM			
Reclining front bucket seats	S	S	S
Driver's seat lumbar adjuster	-	-	S
Driver's seat height adjuster	-	-	S
Adjustable headrests	S	S	S
Walk-in passenger seat release	S	S	-
Split fold-down rear seatbacks	S	S	S
Integral rear seat headrests	S	S	S
Child car seat rear anchor	S	S	S
Detachable rear cargo cover	S	S	S
Cut-pile carpeting	S	S	S
Vinyl upholstery with cloth inserts	S	-	-
Cloth upholstery	-	S	S
Front door map pockets	-	S	S
Full vinyl door trim	S	-	-
Luxury door trim w/cloth inserts	-	S	S
Rear armrests	S	S	S

	Precis RS	LS 3-DR	LS 5-DR
SEATING & TRIM (cont'd)			
Passenger-assist grips	S	S	S
Quarter trim pocket, rear	-	S	-
COMFORT & CONVENIENCE			
Air conditioning	O	O	O
Power sliding sunroof with sunshade	-	-	O
Passive restraint system	-	-	O
Heating/ventilation system w/4-speed fan	S	S	S
Variable intermittent front wipers	S	S	S
Forward-mount console	S	S	S
Large center console	-	S	S
Electric rear window defroster	S	S	S
Side window defoggers	S	S	S
Visor vanity mirror, passenger side	-	-	S
Day/night rearview mirror	S	S	S
Rear seat heater ducts	S	S	S
Cargo area courtesy light	S	S	S
Lockable/illuminated glovebox	S	S	S
Under dash parcel tray	S	S	S
Front passenger underseat storage tray	-	-	S
Illuminated cigarette lighter	S	S	S
VISIBILITY			
Rear window wiper/washer	-	S	S
Manual remote control dual mirrors	-	S	S
Passenger-side convex mirror	-	S	S
Flush-mounted halogen headlamps	S	S	S
Tinted glass	-	S	S
Dark upper windshield band	-	-	S
Roll-down rear windows	-	-	S
Push-out rear windows	S	S	-
EXTERIOR			
Wide bodyside moldings	-	S	S
Front and rear mudguards and rear stone guards	S	S	S
Wheelwell liners	S	S	S
Locking fuel-filler door	S	S	S
Remote fuel door release	-	S	S
Remote rear hatch release, electric	-	S	S
Remote hood release	S	S	S
Child protection rear door locks	-	-	S
Bumpers, color-keyed	-	S	S
WHEELS & TIRES			
P155/80R13 all-season radial tires, BSW	S	S	-
P175/70R13 all-season radial tires, BSW	-	-	S
Full size spare tire	S	S	S
Styled steel wheels	S	S	S
Styled steel wheels with hub cap and ¾ wheel covers	-	S	-
Full wheel covers	-	-	S
Alloy wheels	-	-	O
EXTERIOR COLORS/INTERIOR TRIM			
Aspen White/Dark Blue	S	S	-
Aspen White/Red	-	-	S

	Precis RS	LS 3-DR	LS 5-DR
EXTERIOR COLORS/INTERIOR TRIM (cont'd)			
Firenza Red/Dark Beige	-	S	S
Bristol Blue/Dark Blue	S	S	S
Aztec Silver/Dark Blue	S	S	S
Trafalgar Brown/Dark Beige	-	S	S
Catalina Blue/Dark Blue	S	-	S
Madeira Red/Red	-	-	S

Technical Specifications

	Precis 3-Door Hatchback	Precis 5-Door Hatchback
ENGINE		
Model No. and Type	SOHC, 4-cylinder, in-line	
Bore & Stroke (in./mm.)	2.97 x 3.23/75.5 x 82.0	
Displacement (cu. in./c.c.)	89.6/1468	
Compression Ratio	9.4:1	
Horsepower @ rpm (BHP)	68 @ 5500	
Torque @ rpm (lb-ft)	82 @ 3500	
Induction Type	1-2V carburetor	
Emission Control System	EGR, air induction, 3-way catalyst w/feedback control	
CLUTCH		
Clutch Type/Diameter (in.)	Single-plate, dry/7.25	
TRANSMISSION RATIOS		
4-Speed Manual	1st/4.226, 2nd/2.365 3rd/1.467, 4th/1.105 Rev/4.109	N/A
5-Speed Manual Overdrive	1st/4.226, 2nd/2.365, 3rd/1.467, 4th/1.105, 5th/0.855, Rev/4.109	
3-Speed Automatic	1st/2.846, 2nd/1.581, 3rd/1.000, Rev/2.176	
Final Drive Ratios	4M-3.470, 5M-3.470, 3A-3.598	
SUSPENSION		
Front Type	Independent MacPherson struts with coil springs and 0.75-in. stabilizer bar	
Rear Type	Independent trailing arms with coil springs, telescopic shock absorbers and 0.57-in. stabilizer bar	
DIMENSIONS		
Chassis/Body Construction	All steel unibody	
Wheelbase (in./mm.)	93.7/2380	
Overall Length (in./mm.)	160.9/4088	
Overall Width (in./mm.)	63.1/1604	
Overall Height (in./mm.)	54.1/1373	
Tread Width (in./mm.)—Front	54.1/1375	
—Rear	52.8/1340	
Head Room (in./mm.)—Front	37.5/953	
—Rear	36.9/936	
Shoulder Room (in./mm.)—Front	52.1/1323	
—Rear	52.0/1320	

S = Standard O = Optional
* For complete details, ask your salesperson for a copy of the limited warranty.
+ Available with optional transmission only.
¹ N/A with passive restraint system.

	Precis 3-Door Hatchback	Precis 5-Door Hatchback
DIMENSIONS (cont'd.)		
Hip Room (in./mm.)—Front	52.0/1320	
—Rear	52.0/1320	
Leg Room (in./mm.)—Front	40.9/1039 (42.0/1066 w/optional passive restraint system)	
—Rear	32.4/823 (31.7/805 w/optional passive restraint system)	
Cargo Capacity (cu. ft.) —EPA Index —Rear Seat Down	13.2 26.6	12.9 26.0
WEIGHTS		
Curb Weight (lbs/kg.)	3-door LS 5M 2183/990	
3-door 4M 2161/980	3-door LS 3A 2216/1005	
3-door RS 5M 2183/990	5-door LS 5M 2183/1990	
3-door RS 3A 2216/1005	5-door LS 3A 2216/1005	
STEERING		
Type	Rack and pinion	
Overall Steering Ratio	21.5 (15.5 w/optional power steering)	
Turning Circle, Curb to Curb	33.8 (ft.)/10.32 (m.)	
BRAKES		
Front/Rear	Solid discs, self-adjusting drums (vented front disc brakes w/ optional automatic transmission)	
Diameter Front/Rear (in.)	9.0/7.1	
ELECTRICAL SYSTEM		
Battery	12-volt, 60 amp/hour, maintenance-free	
Ignition System	Electronic	
Alternator Rating	55 amps	
FUEL SYSTEM		
Type Fuel Required	Unleaded (RON 91)	
Fuel Pump Type	Mechanical	
Fuel Tank Capacity (U.S. gal.)	10.6 (13.2 on LS w/optional automatic transmission)	
WHEEL & TIRES		
Wheel Size and Type (in.)	13 x 4.5 steel (13 x 5, alloy—optional)	
Tire Size and Type	Base, RS—P155/80R13 all-season steel belted radials LS—P175/70R13 all-season steel belted radials	
Spare Tire Size and Type	Full size	

FUEL ECONOMY**			
Model	Engine/Trans.	Fed. Est. City	Fed. Est. Highway
Precis	1.5L/4M	28**	31**
Precis RS, LS	1.5L/3A	26**	27**
Precis RS, LS	1.5L/5M	29**	34**

**These figures are estimates only, provided by the U.S. Environmental Protection Agency (EPA).
Technical data, features, options and other equipment shown in this catalog are based on the latest available information at the time of printing and are subject to change without notice. Some vehicles are shown with optional equipment. For further information on the additional options and accessories, contact your Mitsubishi Motors Dealer. Availability at dealers of vehicles with specific features may vary. Headlights, parking lights and fog lights on vehicles lighted for illustration purposes only.

Call 1-800-447-4700 for your nearest Mitsubishi Motors Dealer.

Part #MMSA-ADV-5038. Litho in U.S.A. ©1987 Mitsubishi Motor Sales of America, Inc.



Imported by
Mitsubishi

