

MITSUBISHI GALANT





A new level of handling confidence and control is yours with Galant GSX all-wheel drive, the newest of four sedan models.

Mitsubishi Galant. One of the world's most innovative sports sedans.

Few automobiles have ever made this kind of impression. During its first full model year Mitsubishi Galant was named "Car of the Year" in Japan and *Motor Trend's* "Import Car of the Year" in the United States.

These are more than mere beauty contests, although we humbly submit that Galant, with its compelling aerodynamic shape, would probably win those as well. For here is a car of such abiding

excellence that it stood the test of expert scrutiny and peer comparison not just once, but in two prestigious competitions.

What is it about this extraordinary car that earned the praise of the experts? Consider the Galant GS. Perhaps it was the high-output powerplant. The assurance of its available ABS anti-lock braking system. Its precise steering mated to the electronically controlled suspension system.

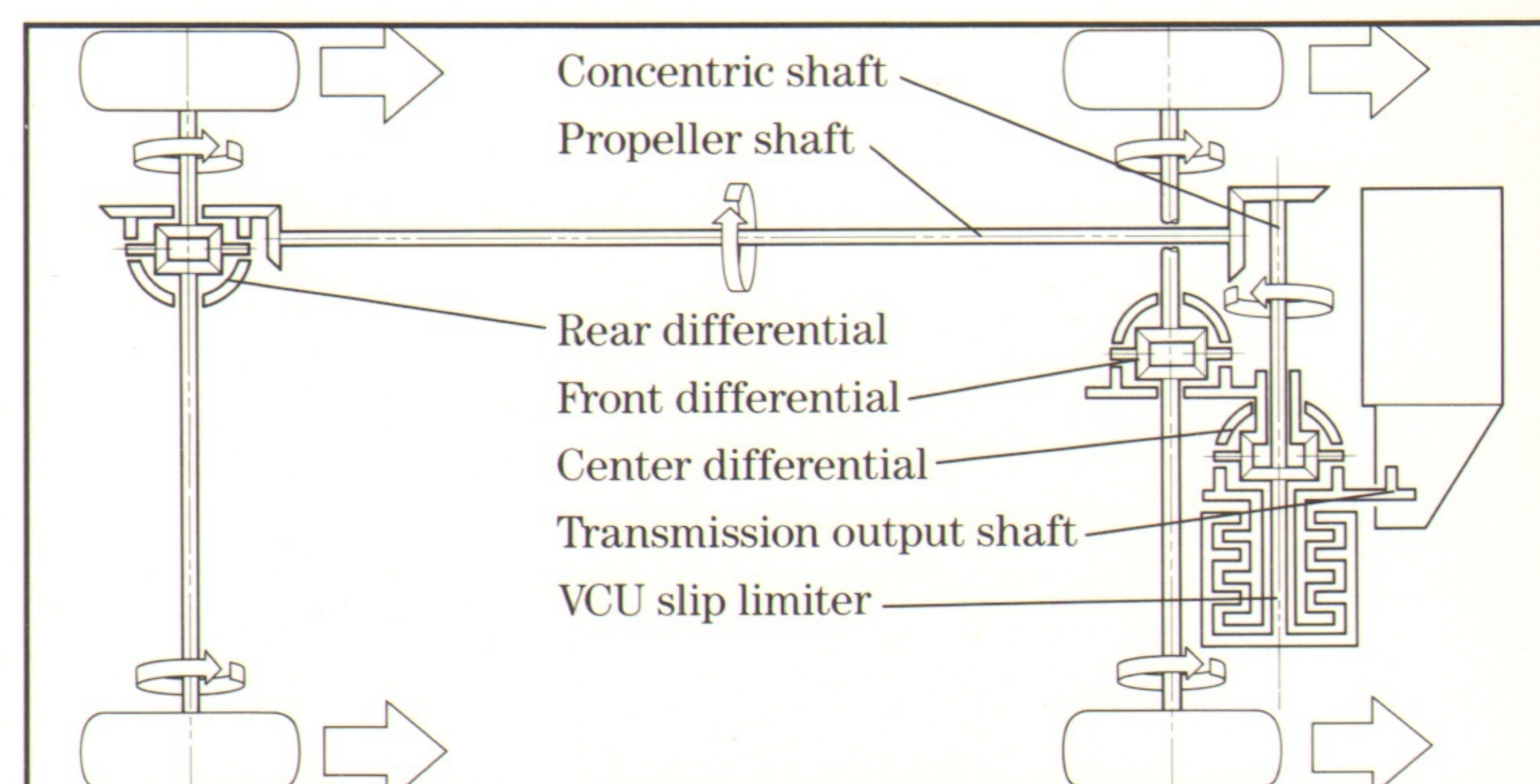
Actually, it was the sum of all these advances that made Galant into a winner.

The 1990 model year brings a new measure of sophistication to the Galant line. Now, for the first time you can enjoy enhanced traction and handling in an all-wheel-drive version of this unmatched sports sedan. Ask for a test drive in the brand new Galant GSX.

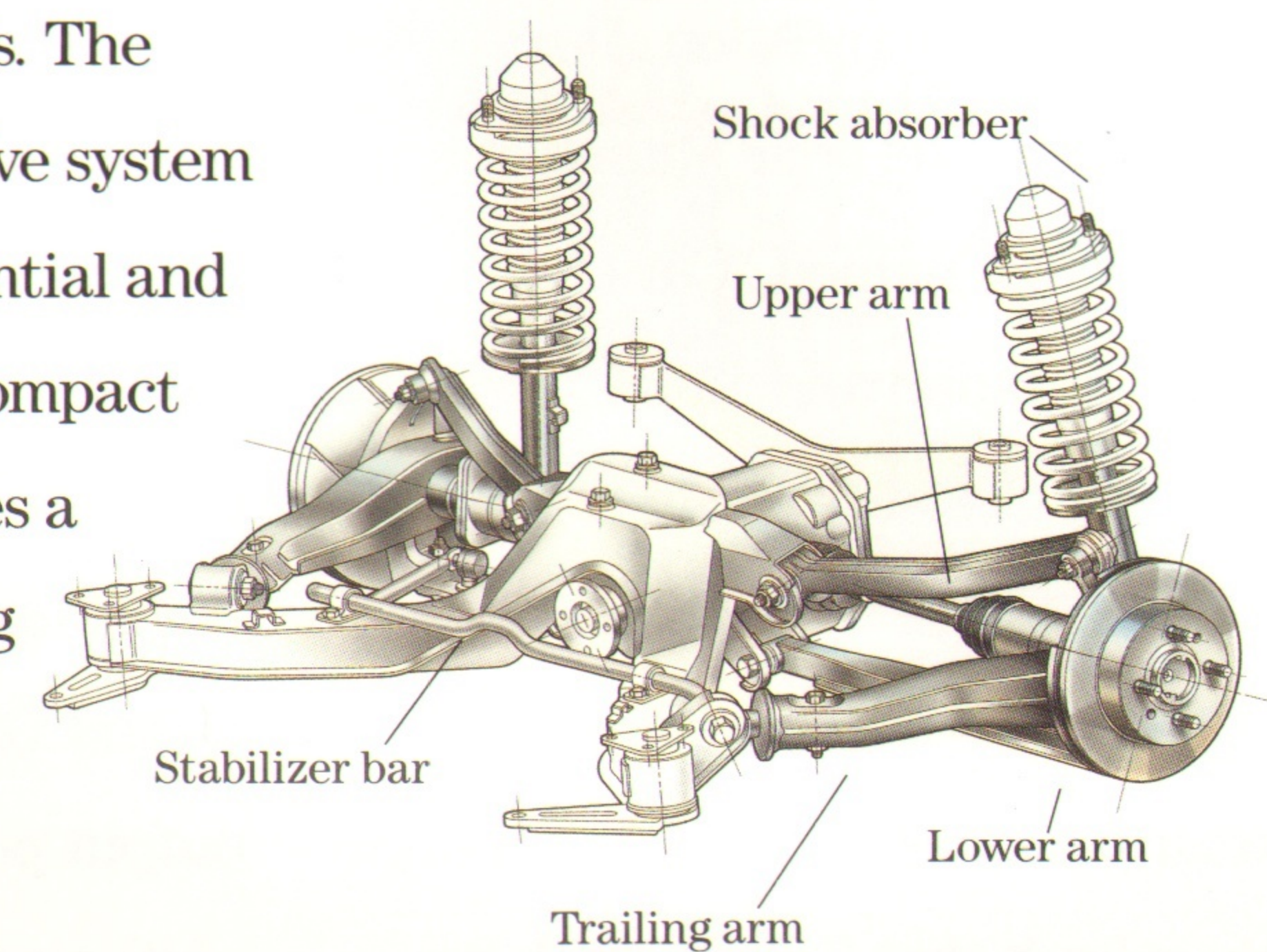
Galant is first and foremost a driver's car.

The Galant line for 1990 features three distinctly different suspension designs offering a complete range of ride and handling characteristics. There's the comfort and control of the three-link/strut system in Galant and Galant LS. The superbly balanced handling and precision steering of Active-ECS™, an exclusive electronically controlled suspension on Galant GS (equipped with 5-speed manual). And new this year, the remarkable combination of full-time all-wheel drive and a fully independent suspension on the Galant GSX.

The benefits of Galant GSX all-wheel drive system include controlled acceleration, excellent straight-line stability, smooth cornering and stable braking. It also contributes to excellent traction on wet roads.



All-wheel drive improves traction, handling and control on all road surfaces by delivering power full time to all four wheels. The unique GSX all-wheel drive system combines a center differential and viscous coupling in one compact design. The system creates a push-pull effect by biasing



torque front-to-rear in a fluid, infinitely variable manner. Under normal driving conditions, torque is split 50-50 front to rear, in effect evenly proportioned to all four wheels. Should one or more tires lose traction, the system instantly reacts by biasing torque to those wheels with the best traction. Conventional center-differential systems are incapable of this degree of sensitive adjustment.

The Galant GSX is also equipped with a four-wheel fully independent suspension. The rear suspension features multi-link upper and lower control arms and trailing arms, plus a unique toe-control link which maintains correct suspension geometry to maximize tire adhesion, cornering grip, stability and steering precision.

To find out what it all really means, take a Galant GSX out for a challenging ride, and you'll discover driving fulfillment you probably thought never existed.





Presenting extraordinary style at an ordinary price.

Here are two variations on the award-winning Galant theme—the Galant Sedan and Galant LS. Both share the sleek lines and purposeful shape of the GS/GSX series. And each delivers a high degree of both content and value.

Galant is first and foremost a roomy sedan with one of the longest wheelbases in its class—a fact you and your family will always appreciate. Quality, refinement and extraordinary fit



Galant LS (shown above) is a sedan with considerable presence. You might think it's a luxury car, or you might assume it's a sport sedan. In either case, you're right. Shown at left: Galant Sedan.

and finish are irreproachable. And 1990 brings an even higher level of refinement to Galant, with the addition of a luxurious French-pile headliner, harmonious and tasteful new interior fabrics and five rich

new exterior colors.

The greatest luxury of all? Knowing you can enjoy the quality and value of these well-equipped sedans at prices you probably associate with mere “basic” cars.

An analysis from the driver's point of view.

Galant GS is designed to be a true driver's automobile. All primary information is arranged for you in two large, deeply hooded analog dials. The thick leather-wrapped wheel falls to hand at just the right height because it's fully adjustable. You don't reach for the leather-clad shifter, you simply cup it in your hand. And if the seat's not just right, a 5-way adjustment corrects the matter in seconds. Thick side bolsters support you comfortably, but unobtrusively.

GS controls are designed for maximum function with minimum

passenger compartment.

Only Mitsubishi lets the driver choose between "Sport" and "Normal" steering modes with the exclusive EPS-II™ electronic power steering system. In "Normal," the system allocates maximum assist for low-speed maneuvering, decreasing assist as car speed increases for enhanced high-speed control. In "Sport," the system provides less assist at lower speeds for optimum feel of the road.

Driving this car is an experience you'll want to repeat as often as possible. Which may explain Galant's extraordinary international acclaim.



The LS information center offers large analog gauges with twin tripmeters.

effort. A pair of large gullwing stalks contains switches for headlights, hi/lo beam, parking lights, wiper/washer/delay and full-function cruise control. European-inspired rotary dials on the dash let you control ventilation and temperature for heating and optional air conditioning, while louvered vents distribute ventilation evenly throughout the



Every component of this coordinated LS interior is planned to your advantage. For example, the rear center armrest folds down to allow access from the trunk for long or bulky cargo. And rear-door locks incorporate a child-protection feature.

What a nice way to treat friends and family.

You could spend a lot more on a car, but we don't think it would buy a more comfortable or inviting ambiance.

Regard, for example, the sophistication and convenience of the Galant LS interior. Beyond the obvious comfort and luxury of the ergonomically designed seating for five, thoughtful conveniences abound in this special sedan. Power door locks and power windows (with Auto-Down for the

driver) are standard, as are color-keyed dual power remote sideview mirrors, even a whisper-quiet power antenna that automatically retracts when you turn off the AM/FM stereo cassette sound system.

As driver, you sit in perfect harmony with your surroundings and your controls. Your seat adjusts fully six ways, including a lumbar feature that's especially supportive on long trips. All buttons, switches

and levers are designed for efficient access and satisfying tactility. And we've even provided such thoughtful details as dual cup holders in the velour-padded console and handy recessed inserts on the dash and in the front console.

Secure. Reasoned. But above all, beautifully comfortable. Because we know you wouldn't have it any other way.



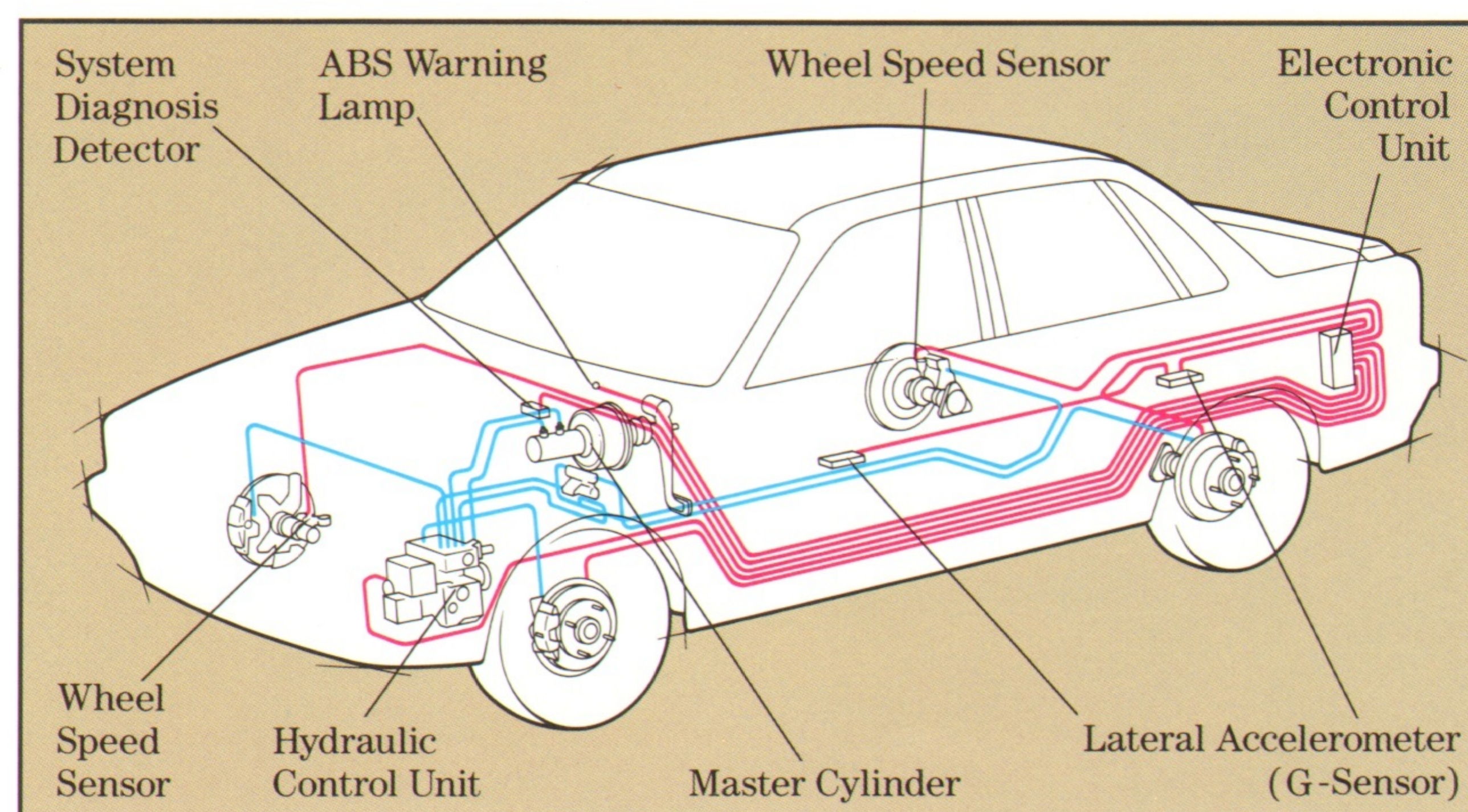
Passive restraint system has been altered to clearly depict interior. This system should be used properly at all times while driving.

New sport tweed fabric highlights the Galant GS/GSX interior. Note generously padded console for front seat passengers.

Galant GSX, with its combination of all-wheel drive and available ABS anti-lock braking, delivers optimum handling for all road conditions.



The heart of the Galant ABS system is a microprocessor which translates sensor data from each wheel into modulated power-assisted hydraulic pressure for each 10.4-inch disc; the result is enhanced braking control.



Technology for a stop-and-go world.

Maybe the highway in your mind is arrow straight, smooth and limitless. Not so the roads in the real world, yet Galant takes them all unflinchingly in stride.

The ABS anti-lock power-assisted braking system available for the GS and GSX models is among the industry's most advanced. The computer-based design functions in the manner of a full-time nerve center, using individual sensors at each wheel to

detect impending loss of traction and prevent brake lockup during panic stops. A decided advantage during inclement weather or on poor road surfaces.

The exclusive Mitsubishi Active-ECS™ electronically controlled suspension system is responsible for the superb ride on Galant GS. A computer-based system reacts to input from a variety of sensors and adjusts spring rates, shock valving and vehicle ride



The Galant GS ride-control center and suspension-mode display.

height for maximum control, handling and passenger comfort.


But reading about all this ingenuity is one thing. Actually experiencing it is quite another. Which is why we urge you to test drive this very expressive automobile.

Smooth, civilized,
forceful. Words
to drive by.

Galant GS and GSX share the same advanced power source. It's an engine widely regarded as one of the smoothest, quietest, yet most responsive in the category: a multi-point fuel-injected 2.0-liter double-overhead cam 16-valve powerplant.

Four valves per cylinder activated by twin camshafts means exceptionally deep breathing for optimum power and efficiency.

The GS/GSX pent-roof cylinder head creates a turbulent, high-swirl air-fuel vapor, channeling the mixture toward the centrally located spark plug for optimum burn efficiency.




The performance profile is uncommonly favorable for a car weighing less than 3,000 pounds: 135 horsepower at 6,000 rpm; 125 lbs-ft of torque at 5,000 rpm.

Refinements abound. Automatic valve-lash adjusters eliminate the need for periodic adjustments. Rocker arms with needle roller bearings greatly reduce friction through the valve train. The dual-coil distributorless ignition system is a high-energy, low-maintenance


design which provides fast starting, smooth running engine performance that responds instantly to driver input.

And that legendary Mitsubishi smoothness? It's no accident; rather the result of patented Dual Engine Stabilizers,[™] an internal counter-balancing system which neutralizes engine vibration for quiet operation.

No wonder *Motor Trend* has said of the Mitsubishi Galant...“vigor, style and level of world-class technology that advances the benchmark, import or domestic.” An automobile the object of such praise demands to be driven.



The GS/GSX powerplant is a DOHC inline four-cylinder design. Four valves per cylinder and a large-port exhaust manifold combine to deliver outstanding intake and exhaust flow.



1.



5.

Features, options and accessories: The diary of a well-equipped car.



2.



6.



3.



4.




8.

1. *Full-function cruise control* incorporates a "resume" feature should you have to interrupt your constant highway speed. A standard Galant LS/GS/GSX feature.

2. *Electronically tuned AM/FM stereo cassette sound system* features graphic equalizer for perfect concert hall reproduction. Optional on Galant LS/GS/GSX.

6. *4-speed automatic transmission* with overdrive incorporates "power" and "economy" modes. Standard on Galant LS, optional on Galant and Galant GS.*

7. *Roof rack system* attaches to the integral roof channels and provides secure tie-down storage for skis, surfboards and other ungainly gear. An authorized Mitsubishi Dealer accessory.



3. *Dual power remote sideview mirrors.* Console control allows broad adjustment from driver's seat. A standard Galant LS/GS/GSX feature. (Manually adjusted dual remote mirrors are standard on Galant.)

4. *Center Console* provides convenient cup holders, plus plenty of storage for personal items. Standard for all models.

5. *Power windows and power door locks.* Power window system includes Auto-down feature for driver's door. A standard Galant LS/GS/GSX feature.

8. *The Mitsubishi Triple Diamond Vehicle Security System* features intrusion monitoring for the doors, hood and trunk, two remote control transmitters and a three-position impact sensor. A remote power door lock controller is available as an option. An authorized Mitsubishi Dealer accessory.

Other authorized Mitsubishi Motors Dealer accessories:

- Nosemask.
- Door-edge guards.
- Foglights.
- Deck rack.
- Mudguards.
- Floor mats.

*Available Jan. 1990.

Two-way glass sunroof with integral sunshade slides open to let the fresh air in. Also tilts up for ventilation. A sunroof wind deflector is also available as a dealer accessory. Optional on Galant LS/GS/GSX.

3/36 WARRANTY

Mitsubishi's confidence in the quality of materials and reliability of craftsmanship used to build their 1990 vehicles is exemplified by the longest warranties in Mitsubishi history.

- 36-month/36,000-mile limited warranty that provides extensive protection for your new car or truck.
- 36-month/50,000-mile power-train limited warranty (includes engine, transmission and differential).
- 7-year/100,000-mile anti-corrosion perforation limited warranty. For complete details on these warranties, see your Mitsubishi Motors dealer.

DIAMOND CARESM

Diamond Care,SM Mitsubishi's comprehensive new-vehicle delivery program, is designed to ensure that your new Mitsubishi vehicle is thoroughly prepared, inspected and its features explained. We even make sure that the gas tank is full before you leave. But Diamond Care doesn't end when you leave the dealership. A toll-free number brings free emergency road service 24 hours a day; a "credit card" key helps avoid lock-outs; and, after your first 1,000 miles, you're invited back for any needed service caused by normal vehicle use—absolutely free.

Technical Specifications.

ENGINE	STD/LS		GS/GSX
Model No. and Type	4G63 inline—4 cylinder		4G63 inline—4 cylinder
Valve gear	SOHC		DOHC
Valves/cylinder	2		4
Bore x Stroke (mm./in.)	85 x 88 (3.35 x 3.47)		85 x 88 (3.35 x 3.47)
Displacement (c.c./cu. in.)	1997/122		1997/122
Compression ratio (:1)	8.5		9.0
Induction	Electronic multi-point fuel injection		Electronic multi-point fuel injection
Horsepower/ RPM (BHP)	102 @ 5000		135 @ 6000
Torque @ RPM (lb.-ft.)	116 @ 4500		125 @ 5000
TRANSMISSION RATIOS (:1)	STD/LS		GS/GSX
4-Speed Automatic	1st/2.846, 2nd/1.581, 3rd/1.000, 4th/0.685, rev/2.176		(GS only)†† 1st/2.846, 2nd/1.581, 3rd/1.000, 4th/0.685, rev/2.176
5-Speed Manual (GS same as STD/LS)	1st/3.363, (3.083 GS only), 2nd/1.947, 3rd/1.285, 4th/0.939, 5th/0.756, rev/3.083		(GSX only) 1st/2.846, 2nd/1.684, 3rd/1.115, 4th/0.833, 5th/0.690, rev/3.166
Final drive ratio	3.666 (5M), 3.562 (4A)		4.187 (5M) GS, 3.562 (4A) GS†† 4.187 (5M) GSX
SUSPENSION			
STD/LS	Front	Independent with MacPherson struts, coil springs, 0.75-in. stabilizer bar.	
	Rear	Three-link twist beam with trailing arms, coil springs, telescopic shock absorbers, 0.79-in. stabilizer bar	
GSX	Front	Independent with MacPherson struts, coil springs, 0.75-in. stabilizer bar.	
	Rear	Independent, upper and lower control arms, trailing arms, toe-control link, with coil springs, telescopic shock absorbers and .75-in. stabilizer bar.	
GS(ACTIVE-ECS™)	Front	Independent, electronically controlled coil/air springs and MacPherson struts, w/automatic self-leveling and adjustable valving, 0.75-in. stabilizer bar.	
	Rear	Three-link twist beam with trailing arms. Electronically controlled coil/air springs and telescopic shock absorbers with automatic self-leveling and adjustable valving, 0.79-in. stabilizer bar.	
DIMENSIONS (mm/in.)	STD/LS		GS/GSX
Wheelbase	2600/102.4		2600/102.4
Overall Length	4670/183.9		4670/183.9
Overall Width	1695/66.7		1695/66.7
Overall Height	1360/53.5		1410/55.5 (GS-5M), 1375/54.1 (GSX-5M), 1360/53.5 (GS-4A)
Track	Front	1460/57.5	1460/57.5
	Rear	1450/57.1	1450/57.1
INTERIOR DIMENSIONS (mm/in.)	STD		LS/GS/GSX
Headroom	Front	980/38.6	990/39.0, 940/37.0 (w/sunroof)
Leg Room		1065/41.9	1065/41.9
Shoulder Room		1390/54.7	1405/55.3
Hip Room		1410/55.5	1405/55.3
Headroom	Rear	950/37.4	950/37.4
Leg Room		915/36.0	915/36.0
Shoulder Room		1385/54.5	1390/54.7
Hip Room		1405/55.3	1330/52.4
Trunk Volume Index (cu. ft.)		12.34	10.54, 9.14 (GSX)
Interior Volume Index (cu. ft.)		106.1	105.4, 104.0 (GSX)
Weight (Curb Weight, lbs.)		2667 (5M), 2771 (4A)	2866 (5M), 2866 (4A)(GS) 2755 LS (5M), 2799 LS (4A), 3087 (5M)
STEERING	STD/LS		GS/GSX
STD/LS	Variable power-assist rack-and-pinion		
GS/GSX	EPS-II™ with sport/normal select		
Overall steering ratio	17.8		17.8
Turning Circle, Curb to Curb (ft.)	34.8		34.8
BRAKES	STD/LS		GS/GSX
Front	Vented disc		Vented disc
Rear	Drums		Solid disc
ABS (anti-lock braking)	NA		Optional
Diameter Front/Rear (in.)	10.4/8.0		10.4/10.4
Total Brake Swept Area (sq. in.)	268		381
ELECTRICAL SYSTEM	STD/LS		GS/GSX
Battery	12-volt, maintenance-free		
Ignition System	Electronic		
Alternator Rating (amps)	75		
FUEL SYSTEM	STD/LS		GS/GSX
Type Fuel Required	Unleaded		
Fuel Pump Type	Electronic		
Fuel Tank Capacity (U.S. gal)	15.9		15.9/16.4 (GSX)
WHEELS & TIRES	STD/LS		GS/GSX
Tire Size	185/70R14		195/60HR15
Tire Type	All season radials		Performance radials
Wheel Size	5.5JJ x 14		6JJ x 15
Full Cover	Optional/Standard		Standard***/NA
Aluminum Alloy	NA		Standard****/Standard

Features & Options.

MECHANICAL/FUNCTIONAL				
2.0-liter 4 cyl SOHC	S	S		
2.0-liter 4 cyl 16-valve DOHC			S	S
Electronic multi-point fuel injection	S	S	S	S
Dual Engine Stabilizers™	S	S	S	S
Roller-rocker arms	S	S	S	S
Electronic ignition system	S	S	S	S
Automatic valve lash adjusters	S	S	S	S
All-wheel drive				S
5-speed manual overdrive transmission	S		S	S
4-speed automatic overdrive transmission with power/economy modes & shift lock system	O	S	O††	
Active-ECS™ electronically controlled suspension			S†	
On-board diagnostic system	S	S	S	S
Stainless steel exhaust system	S	S	S	S
Power assist front disc/rear drum brakes	S	S		
Power assist 4-wheel disc brakes			S	S
4-wheel anti-lock brake system (ABS)			O	O
Rack and pinion power-assist steering	S	S	S	S
EPS-II™ electronic power steering			S	S
Stabilizer bar, front and rear	S	S	S	S
Maintenance-free battery	S	S	S	S
36-month/36,000-mile New-Car Limited Warranty*	S	S	S	S
36-month/50,000-mile Powertrain Limited Warranty*	S	S	S	S
7-year/100,000-mile Anti-Corrosion Perforation Limited Warranty†	S	S	S	S
COMFORT & CONVENIENCE				
Illuminated ashtray/lighter	S	S	S	S
Large console w/cupholder	S	S	S	S
Air conditioning with economy and maximum modes	O	O	O	O
Tilt steering	S	S	S	S
Full function cruise control		S	S	S
Trunk & glove compartment lights	S	S	S	S
Day/night rearview mirror	S	S	S	S
Remote hood/trunk/fuel filler door releases	S	S	S	S
Child protection rear door locks	S	S	S	S
Dual visor vanity mirrors	S	S	S	S
Driver's side footrest	S	S	S	S
Valet trunk lockout	S	S	S	S
Front & rear spot lamps (rear lamps NA w/sunroof)		S	S	S
Keyless door locking	S	S	S	S
Power slide/tilt sunroof		O	O	O
Dual coat hooks	S	S	S	S
Rear heater duct		S	S	S
INSTRUMENTATION & CONTROLS				
ETACS IV™ including: Speed variable wipers, Washer-activated wiper operation, Wiper mist cycle, Fade-out dome lamp. Power door lock-out, Ignition key light, Power window & sunroof w/30-sec. power-off delay, Door ajar warning, Parking brake "On" warning			S	S
Digital quartz clock	S	S	S	S
Rear window defroster w/timer	S	S	S	S
Dual tripmeters w/reset	S	S	S	S
Flash to pass feature	S	S	S	S
Fixed intermittent wipers	S			
Variable intermittent wipers		S	S	S
Power windows with driver's side auto down		S	S	S
Power door locks		S	S	S
Tachometer	S	S	S	S
Coolant temperature/fuel level gauge	S	S	S	S
Warning lights: Brakes, Battery charge, Low oil pressure, Door/trunk ajar, Low fuel	S	S	S	S
Electronically tuned AM stereo/FM stereo radio w/cassette + 6 speakers & graphic equalizer		O	O	O
Electronically tuned AM/FM stereo cassette + 6 speakers	O	S	S	S
Automatic power antenna		S	S	S

VISIBILITY				
Tinted glass	S	S	S	S
Upper windshield shade band			S	S
Composite quad Halogen headlamps	S	S	S	S
Automatic-off headlamp system	S	S	S	S
Dual manual remote sideview mirrors	S			
Dual power remote sideview mirrors		S	S	S
Color-keyed mirrors (except Nordic Blue)		S		
SEATING & TRIM				
Reclining front bucket seats	S	S	S	S
4-way adjustable-driver/passenger seats	S	S	S	S
5-way adjustable driver's seat			S	S
6-way adjustable driver's seat		S		
Motorized passive restraints (front)	S	S	S	S
3-point outboard seatbelts (rear)	S	S	S	S
Child car seat anchors	S	S	S	S
Rear seat center armrest w/trunk access		S	S	S
Highback rear seat	S	S	S	S
Passenger underseat tray		S		
Lockable glovebox	S	S	S	S
Seatback pockets		S		
Cutpile carpeting (cabin)	S	S	S	S
Cloth insert door trim w/carpeted lower section	S	S	S	S
Cloth upholstery	S			
Velour upholstery		S		
Sport fabric upholstery			S	S
Passenger assist grips	S	S	S	S
Door armrests front	S	S	S	S
Door armrests rear	S	S	S	S
EXTERIOR				
Bodyside moldings, Black with bright accent	S	S		
Ribbed side panels, Color-keyed			S	S
Bright tailpipe, dual outlet			S	S
Locking fuel filler door	S	S	S	S
Color-keyed bumpers	S	S	S	S
Mudguards, front			S	S
Roof rack carrier molding	S	S	S	S
Rear spoiler (with manual trans. only)			S	S
Styled steel wheels with center cap	S			
Full wheel covers	O	S	S**	
Aluminum alloy wheels			S***	S
EXTERIOR COLORS/INTERIOR TRIM				
Summit White/Brown	S	S		
Summit White/Gray			S	S
Sable Black/Gray			S	
Baja Red/Gray	S	S		
Ascot Silver/Blue	S	S		
Ascot Silver/Gray			S	S
Caspian Blue†/Blue	S	S		
Nordic Blue/Blue	S	S		
Nordic Blue/Gray				S
Sahara Gold†/Brown	S	S		
Sahara Gold†/Gray			S	S
Bordeaux Red†/Gray	S	S		

† = Metallic S = Standard O = Optional †ECS opt. on GS with A/T Avail. 1/90.
††Avail. 1/90. Ask your Mitsubishi Motors Dealer for complete GS A/T features.
** Styled steel wheels with full covers standard with automatic transmission only.
*** Alloy wheels standard with manual transmission model only.
NOTE: EPA figures not available at the time of this printing. See your Mitsubishi Motors Dealer for mileage figures.* Also ask for a copy of the limited warranty. Technical data, features, options and other equipment shown in this catalog are based on the latest information available at the time of printing and are subject to change without notice. Some vehicles are shown with optional equipment. For further information on the additional options and accessories, contact your Mitsubishi Motors Dealer. Availability of vehicles with specific features may vary per dealership. Headlights, parking lights, and fog lights on vehicles are lighted for illustration purposes only.
Part # MMSA-ADV-5501. Litho in U.S.A. © 1989 Mitsubishi Motor Sales of America, Inc.



MITSUBISHI
Suddenly, the obvious choice™