

1 9 9 2 S E N T R A

N I S S A N

1 9 9 2

N I S S A N

Inspired design. Advanced technology. And a sincere dedication to quality and reliability. From the initial concept to the finished product, we've endeavored to make this 1992 Nissan® a vehicle you'll be proud to own. Like all of our Nissans, it's backed by our commitment to courteous service and customer satisfaction. Our goal is to make you glad you chose Nissan. Today. Tomorrow. And on down the road.

M O D E L S

E



1.6-liter DOHC 16-valve
4-cylinder engine
Sequential multi-point fuel
injection
Power vented front disc/rear
drum brakes
Cloth seat trim w/carpeted
interior
Rear window defroster
Body side moldings

XE



Equipment in addition to or in
place of that on E models:

Power rack-and-pinion steering
Tilt steering column
Dual power remote-controlled
outside mirrors w/passenger-
side convex mirror
Body-color bumpers
Full wheel covers
Cloth door trim

GXE



Equipment in addition to or
in place of that on E and
XE models:

Aluminum alloy wheels
Power windows and door locks
Air conditioning
AM/FM/cassette stereo audio
system with auto-reverse and
Dolby® noise reduction
Cruise control
Split fold-down rear seatbacks

SE



Equipment in addition to or in
place of that on E models:

Power rack-and-pinion steering
Tilt steering column
Dual power remote-controlled
outside mirrors w/passenger-
side convex mirror
Alloy wheels
Body-color rear spoiler
Multi-adjustable seats with
sporty woven cloth
Tachometer

SE-R



Equipment in addition to or
in place of that on E and
SE models:

2.0-liter DOHC 16-valve
4-cylinder engine
Viscous limited-slip front
differential
Fog lights
14" alloy wheels and
185/60R14 tires
Sport-tuned suspension

* Car and Driver, January, 1991.

© Dolby is the registered trademark of Dolby Labs, Inc.

S E N T R A

E & XE MODELS

Available in both 2- and 4-door body styles, the E and XE models offer you superb value in well-equipped sedans.

GXE MODEL

The stylish GXE is the fully equipped luxury 4-door model. Inside and out, you'll find quality in every detail.

SE & SE-R MODELS

These exciting Sentra 2-Door Sedans are the sportiest Sentras, with many advanced performance features.

The 1992 Nissan Sentra® is an uncommon blend of sporty performance, roomy comfort and superb value. Equipped with a potent powerplant and sophisticated steering and suspension systems, it delivers a level of response, ride and handling you'd normally associate with European sport sedans. So impressed were the editors of *Car and Driver*, they named the Sentra SE-R to their list of the world's "Ten Best Cars."*



*The Sentra® GXE 4-Door
Sedan is a powerful state-
ment of style and technology
capable of pleasing most
any automotive enthusiast.
Quality is evident every-
where: in the fit and finish
of its sleek body, in the com-
fort and elegance of its
roomy interior, in the high
level of standard equipment
and in the high-technology
engineering. Sentra GXE
will give you pride of owner-
ship along with the satisfac-
tion of performance.*



LUXURY for five resides in the quiet interior of the GXE. The roomy cabin is elegantly detailed with velour-trimmed reclining front bucket seats and full, cut-pile carpeting. Standard provisions for your driving comfort include air conditioning and cruise control. An AM/FM/cassette stereo audio system with auto-reverse, Dolby® noise reduction and four speakers provides the ideal accompaniment to your travels. Standard conveniences also include power windows and door locks, and split rear seat-backs that fold down when you want to carry more cargo. (GXE shown with optional automatic transmission.)

SAFETY is very important. That's why Nissan® urges you to use your seatbelt/shoulder belt whenever you drive. Please ask all of your passengers to buckle up too, especially the children. And with children under four, make sure they're secure in approved infant/child safety seats.* Seatbelts do save lives.

*Additional equipment may be required for proper installation and placement. Please see your owner's manual for complete instructions.





POWER window and door lock controls are located in a cluster built into the driver-side door. Switches for cruise control are conveniently mounted on the steering wheel. Everything is positioned for an easy, comfortable reach.

ATTENTION to detail and a long list of standard features make the GXE cabin a driver-pleasing environment. The thick, padded steering wheel gives you a more natural grip. A full set of gauges is readily visible on the Sentra's instrument panel: tachometer, coolant temperature, trip odometer, fuel level and digital quartz clock. And the standard AM/FM/cassette stereo system is mounted high in the console for quick access. (Shown with optional automatic transmission and Sony® compact disc player.)



In the 1992 Sentra®, your physical comfort is of primary importance. When you are relaxed and comfortable, you're able to concentrate on the road ahead and the surrounding traffic. In a Sentra Sedan the science of ergonomics is expertly applied, so you become virtually a part of the machine. The driver's seat adjusts to your frame, minimizing body movement as you control the vehicle. Driver visibility – front, side and rear – is excellent. The steering wheel and shift lever are

SENTRA ERGONOMICS PUTS YOUR BEST PERFORMANCE IN REACH.

located and angled for a more natural arm position. If it seems as though Sentra was custom built for you, that's because Nissan® designed it that way.




RECLINING front bucket seats in every Sentra are scientifically contoured to the shape of the body. They assure you of correct, comfortable support while holding you securely in place when cornering.



FINISHING touches on your Sentra are apparent wherever you look. A dual cup holder that vanishes into the dash when not in use is one example of the many driver and passenger conveniences.

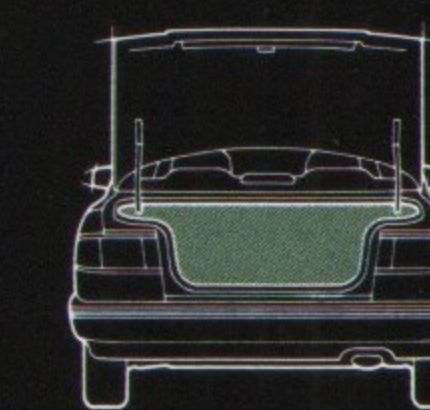
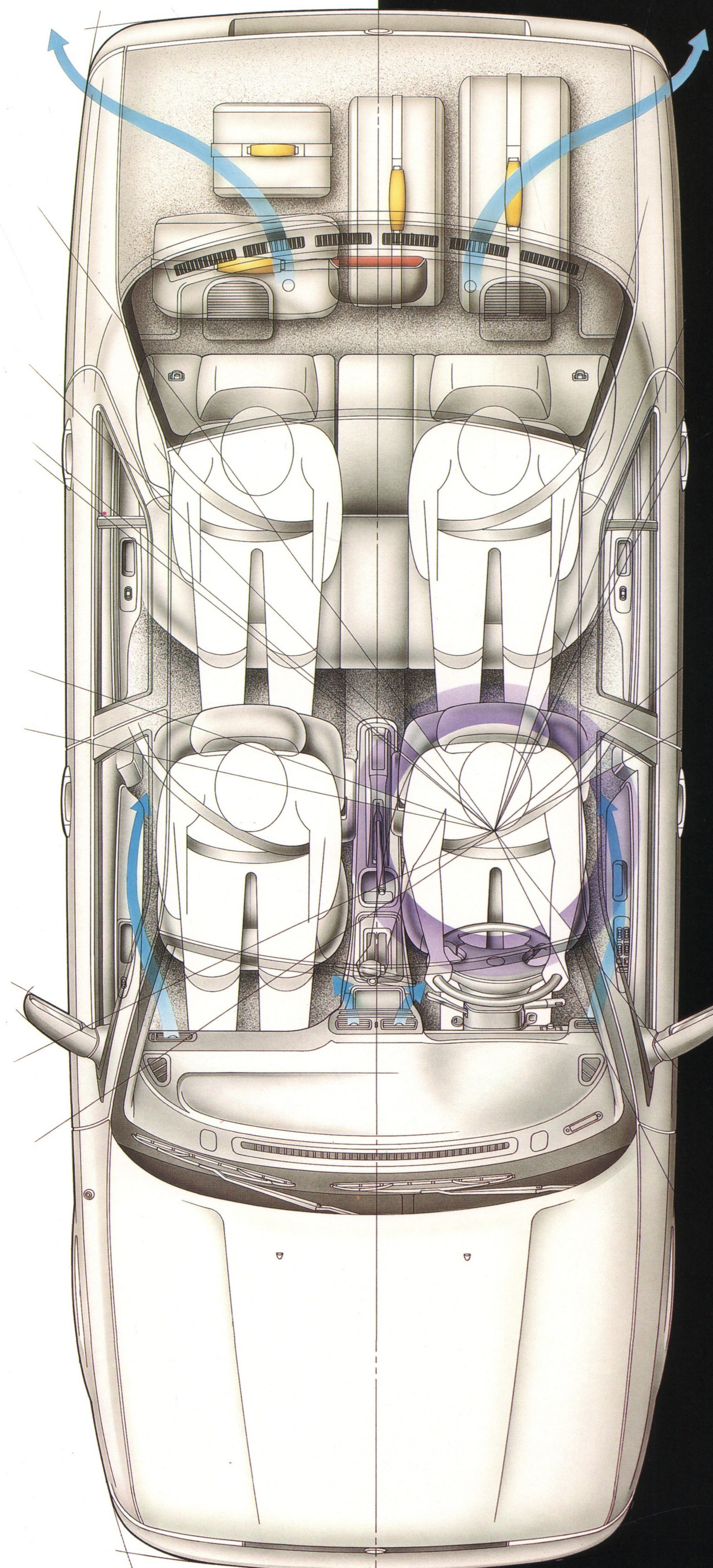


DETAILS are important. You may not give much thought to door handles, but Nissan designers do. Sentra's contemporary black matte door handles blend with the smooth surface of the streamlined sides to enhance aerodynamics. They can also be gripped from above or below, whichever is most comfortable.

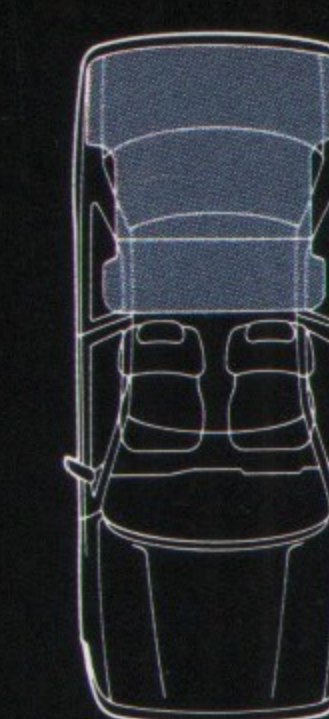


ENJOY the cool breeze and let the sun shine in through an optional power sliding glass sunroof with privacy shade. (Available on SE-R* and GXE** only.)

SUPERCOMPUTERS help make super cars. In developing the Sentra, Nissan engineers and designers used the Cray supercomputer, one of the most powerful in the world. The one-hundred-million calculations-per-second computer helped to create and analyze Sentra's rigid body structure and modern aerodynamic design. Sentra's solid construction contributes to a comfortable ride, well-insulated from road bumps and shocks. Its aerodynamic styling maximizes interior room and allows Sentra to slip through the air more efficiently, while reducing wind and road noise.



With 11.7 cubic feet of space in Sentra's trunk, there's room for lots of luggage or groceries. And lifting them in and out is easy, thanks to the low lift-over rim.



Extra space is readily available. In the up position, the GXE's rear seat will accommodate three adults. Fold it down and you can carry bulky, oversized items easily.



Relax in the driving position you prefer. Sentra's tilt steering column*** lets you adjust its angle up or down to the hand and arm position that's right for you.



A standard feature on all Sentras, child-safety locks help prevent your children from accidentally opening the rear doors from the inside.

*Requires Value Option Package.
**Not available in combination with the Anti-lock Braking System.
***Standard on all Sentras except E model sedans; optional on E model sedans as part of Automatic Transmission/Power Steering Package.

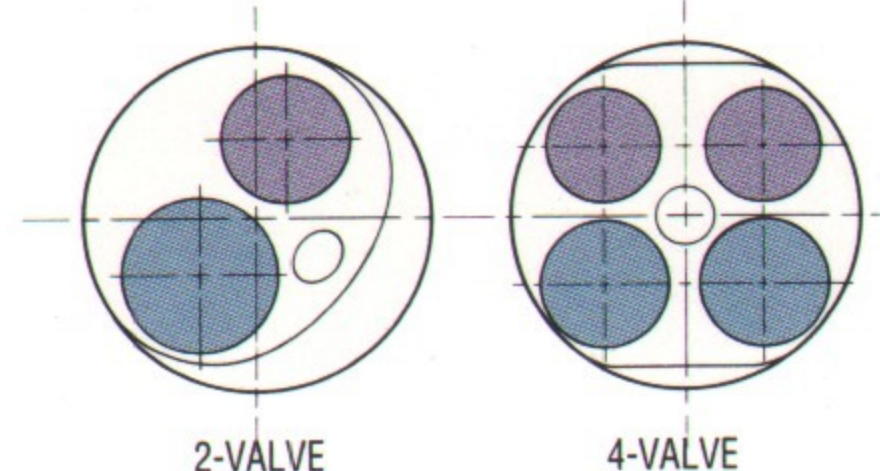

P E R F O R M A N C E

Under the gracefully sloping hood of every Sentra® lies a powerful, responsive engine with advanced technology borrowed from Nissan's family of sports cars. The Sentra E, XE, GXE and SE models feature a fuel-injected, DOHC, 16-valve engine that delivers 110 hp and 108 ft-lbs of torque. For enhanced performance across the powerband, it incorporates a variable valve timing control system similar to that in the legendary

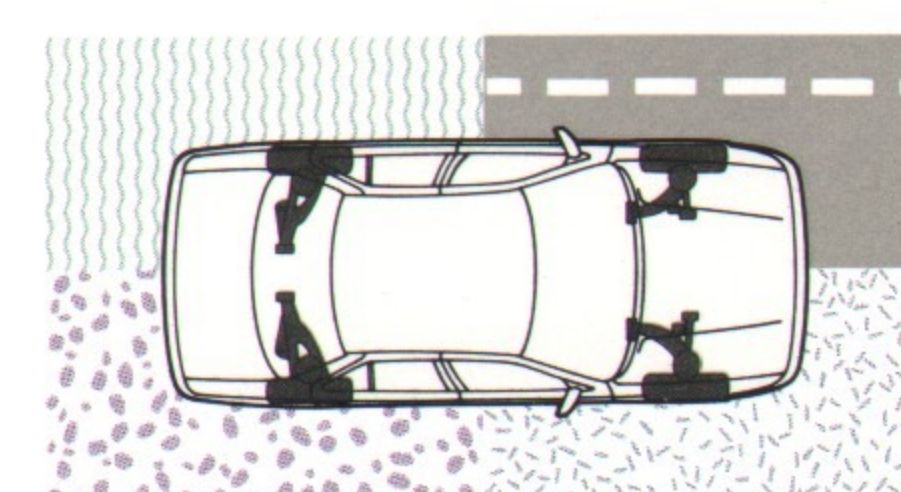
SENTRA MAKES HIGH TECHNOLOGY AN ECONOMICAL CHOICE.

300 ZX®. The sportiest Sentra, the SE-R, is driven by a 2.0-liter engine rated at 140 hp and 132 ft-lbs of torque. In the Sentra, spirited performance is just under your right foot.

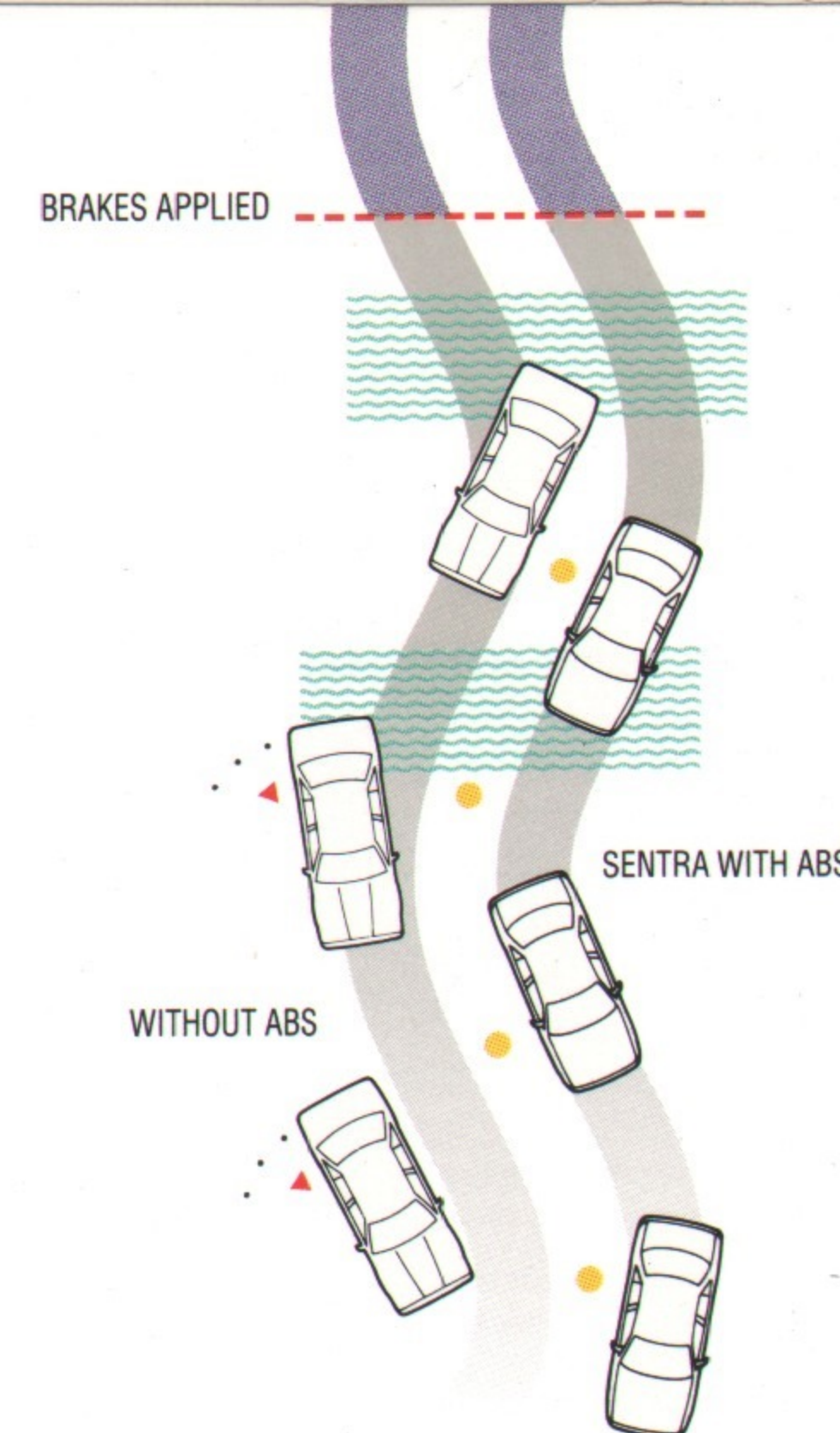
COUNTERWEIGHTED to improve balance, the Sentra's rigid crankshaft reduces engine vibration. The result is a smoother delivery of power.



OPTIMIZED fuel/air flow to the combustion chambers is one of the benefits of a 4-valve-per-cylinder design. You enjoy more power, faster response and better fuel efficiency.*




HANDLING is surefooted with Sentra's 4-wheel independent suspension and offset coil springs. Each wheel reacts independently to the road surface, providing a smooth, enjoyable ride.



CONTROLLED braking is assured with Nissan's Anti-lock Braking System (ABS). Optional on SE-R** and GXE*** models, anti-lock brakes control brake line pressure to help prevent wheel lockup under extreme braking, even on wet or slick roads.

> **SUPERIOR** handling qualities are the result of extensive use of computer design and simulation, as well as testing experience on the race-track and skidpad.

* See EPA estimates in Specifications chart.
** Requires Value Option Package and sunroof.
*** Not available with sunroof.



The Sentra® XE 4-Door

Sedan's sleek, aerodynamic look is enhanced by body-color bumpers and recessed black matte door handles.

Sitting at the wheel, you'll feel the responsive power of the 16-valve engine and the nimble agility of its 4-wheel independent suspension and power rack-and-pinion steering. You'll also appreciate the Sentra XE price tag, which makes advanced styling and performance a very practical choice for your family.



X E & E 2 - D O O R

If you're shopping for exceptional value, you can stop here with the E(top right) and XE(lower right) 2-Door Sedans. These sedans reflect a commitment to technology and quality that's unexpected in such affordable cars. A fully independent suspension and power-assisted rack-and-pinion steering* help assure you of agile handling and a comfortable ride. And with power vented front disc/rear drum brakes for quick stops, you'll enjoy performance as impressive as the value.

TILT steering column, front and rear stabilizer bars, 175/70R13 all-season radial tires and full wheel covers are included in Sentra E's optional Automatic Transmission/Power Steering Package.



LUXURY sedan features are available to upgrade your XE – at a very affordable price. The Value Option Package includes air conditioning, cruise control and an AM/FM/cassette stereo audio system with auto-reverse, Dolby® and four speakers.

*Standard on XE models; part of optional Automatic Transmission/Power Steering Package on E models.

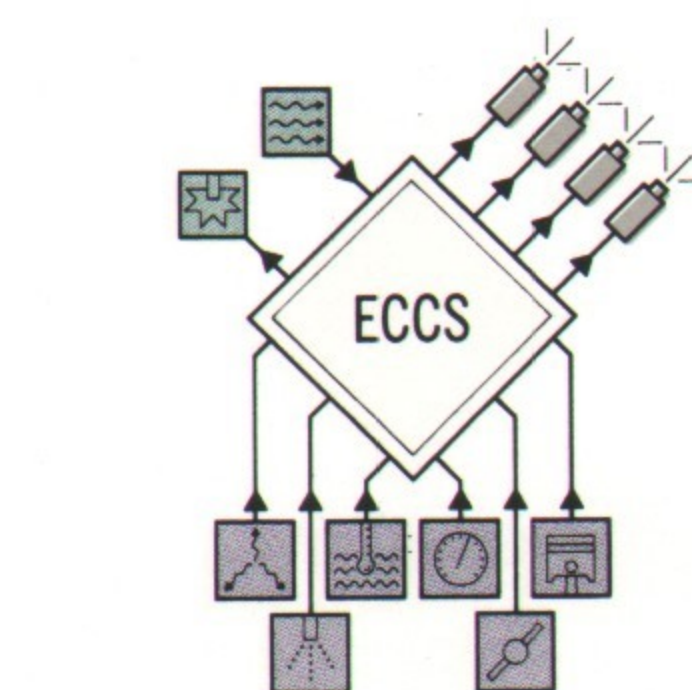


Sports car styling and pulse-quickenng performance don't always come with a high price tag. The Sentra® SE and SE-R prove it. Their wind-cheating exterior is punctuated perfectly by a rear spoiler. Inside, woven cloth seat trim, front sport bucket seats and a tachometer enhance the sporty look and feel. The real proof, however, is under the hood. The SE benefits from the advanced technology and fuel-injected, 16-valve

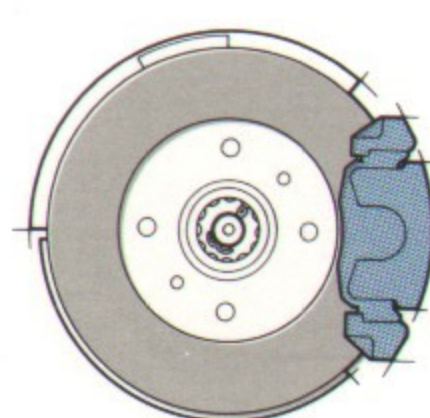
TWO SPORT COUPES YOU CAN AFFORD TO GET EXCITED ABOUT.

engine found throughout the Sentra line. And the extra-powerful SE-R features an aluminum alloy block 2.0-liter, DOHC engine that delivers a formidable 140 horsepower.

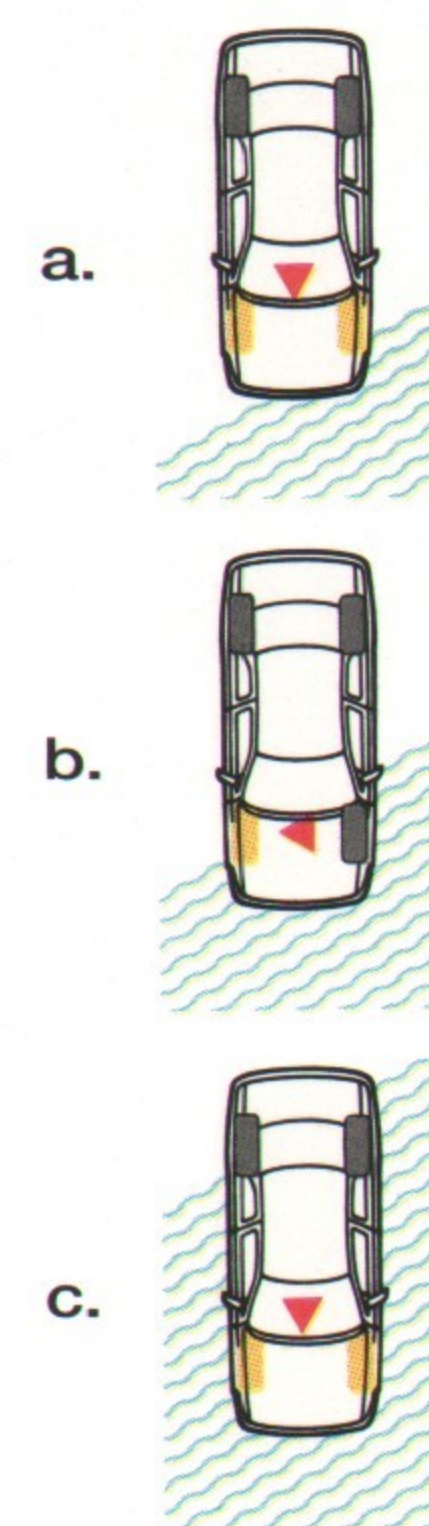
ALLOY wheels not only look smart, they scoop air from under the vehicle and direct it across the SE-R's power-assisted 4-wheel disc brakes to help cool them.



MAXIMUM engine performance, even in conditions such as high altitudes, is achieved by Nissan's Electronic Concentrated Control System. ECCS automatically monitors and adjusts the fuel injection system and timing for peak power output.



STOPPING power for the SE-R is reliable and consistent, thanks to power 4-wheel disc brakes. The ventilated front discs use the cooling airflow to help prevent brake fade.



TRACTION is enhanced in the Sentra SE-R by a viscous limited-slip front differential. On normal road surfaces (a), power is shared equally between the front wheels. When the SE-R enters a slippery area (b), and one wheel begins to lose traction, the differential automatically transfers power to the other wheel until stability is regained (c).

> **ADVANCED** technology in the Sentra SE-R engine includes the use of lightweight, yet durable, aluminum to improve overall performance. The pent-roof combustion chamber results in more efficient burning of fuel, giving you extra power for highway cruising and off-the-line acceleration.



SLEEK aerodynamics gives the SE-R a sporty stance all its own. Its aggressive lines are accented by well-chosen details. The eye-catching alloy wheels hold 14" tires for a bolder look and more responsive handling. And standard fog lights, carefully integrated into the front air dam, help to improve your visibility in inclement weather. In fair weather, you'll appreciate the SE-R's optional power sliding glass sunroof,* which lets you welcome the sun or a gentle breeze. And because even avid enthusiasts enjoy an extra touch of luxury and comfort, a Value Option Package lets you upgrade your SE-R with cruise control, air conditioning and an AM/FM/cassette stereo audio system with auto-reverse, Dolby® noise reduction and four speakers.




*Requires Value Option Package.

At Nissan®, our commitment to customer satisfaction begins the moment you enter the showroom. Because we know that our greatest asset is a satisfied customer, we have created a nationwide network of over 1,100 Nissan dealers to provide you with coast-to-coast sales and service. Nissan is also as close as your phone. If you have a question or a problem, or need a dealer referral, our toll-free number (1-800-NISSAN-1) puts you directly in touch with Nissan headquarters. If you need a brochure on any Nissan product, ask your dealer or call 1-800-NISSAN-6. Of course, it is the quality and dependability we build into every one of our 33 car and truck models

OUR FIRST PRIORITY IS YOUR LONG-TERM SATISFACTION.

that enables us to make such a far-reaching commitment to you – from the first time you visit a dealership, for as long as you're driving your Nissan.



TESTED ON THE TRACK

Building world-class automobiles requires world-class resources, which is why Nissan employs the latest technological advances to design products that are safer, more efficient and more reliable. We also put our cars and trucks to the test in motor-sports events around the world, because we believe that hands-on testing is just as crucial as theoretical research.

U.S. RESOURCES

In the United States, Nissan and our nationwide dealer body are supported by the combined services of over 60,000 employees. Our growing U.S. operations also include: Nissan Design


International in La Jolla, CA; Nissan Performance Technology, our racing research center in Vista, CA; Nissan Motor Manufacturing Corporation, our state-of-the-art manufacturing facility in Smyrna, TN; the Nissan Research and Development center in Farmington Hills, MI; and the Arizona Test Center high-bank proving grounds near Phoenix, AZ. These are all part of the more than \$4 billion that Nissan commits to U.S.-sourced goods and services each year.



AWARD WINNERS

Nissan's relentless devotion to building premier automobiles reaps many rewards, your satisfaction being the most important to us. However, prestigious recognition feels pretty good, as well. That is why we are very proud that in 1991, five Nissan models were named to *Road & Track's* "Best of

Category" list and two of these models were among their "Ten Best Cars in the World." In addition, two Nissan cars appeared on both *Car and Driver's* "Ten Best Cars" list* and *Automobile Magazine's* "All Stars" list.** All of which is further proof that as a Nissan owner, assurance of quality is something you can believe in.



WARRANTY COVERAGE

Every Nissan offers you the protection of a 3-year/36,000-mile "bumper-to-bumper" limited warranty, and all 1992 models feature a new 5-year/60,000-mile limited powertrain warranty. There is also 1-year/12,000-mile warranty coverage on Genuine Nissan Parts.

SECURITY+PLUS

For extra peace of mind, you can add Nissan's very own Security+Plus® Vehicle Protection Plan, the only service agreement approved by Nissan. Security+Plus is convenient, economical and provides you with long-term mechanical protection. It's also available in a variety of comprehensive coverages.

ONE-STOP FINANCING

Through your dealer, Nissan Motor Acceptance Corporation (NMAC) offers rates and terms that are highly competitive. In addition, you may also receive the added convenience of a fast loan approval. In fact, in most instances, your application may be approved while you're still at the dealership.

* *Road & Track*, December 1990.
** *Car and Driver*, January 1991.
*** *Automobile Magazine*, January 1991.

MAXIMA



SE Sedan
GXE Sedan

STANZA



GXE Sedan
SE Sedan
XE Sedan

SENTRA




GXE 4-Door
XE 4-Door
E 4-Door
SE-R 2-Door
SE 2-Door
XE 2-Door
E 2-Door

300 ZX



Turbo
T-Roof 2-Seater
2-Seater
2+2

240 SX



LE Fastback
SE Fastback
Fastback
SE Coupe
Coupe

NX



2000 Coupe
1600 Coupe

PATHFINDER




SE-V6 4x4
XE-V6 4x4
XE-V6 4x2

TRUCK 4x4




SE-V6 King Cab
King Cab
Regular Cab

TRUCK 4x2



SE-V6 King Cab
King Cab
Regular Cab
Long Bed V6



O P T I O N S

GENUINE Nissan Accessories offer a complete line of products for outfitting Sentra® to satisfy your personal needs. And you can be sure of a proper fit and a factory-backed warranty – things generic accessories rarely provide.

- 1. ET/1100 cassette audio system
 - 2. ET/4100 compact disc audio system
 - 3. Compact disc player by Sony®
 - 4. Compact disc changer by Sony®
 - 5. Carpeted floor mats
 - 6. Rear deck rack
 - 7. Infant /child safety seat*
- Not shown:**
- 8. ET/2100 cassette audio system
 - 9. ET/3100 cassette audio system
 - 10. ET AM/FM audio system
 - 11. Armrest, padded
 - 12. Locking lug nuts
 - 13. Halogen fog lights
 - 14. Air conditioning
 - 15. Car cover (cable lock optional)
 - 16. Vehicle security system
 - 17. Rear spoiler
 - 18. Passenger-side mirrors
 - 19. Splash guards
 - 20. Wheel trim rings

< **EQUIP** your Sentra with a protective nose mask and sunroof wind deflector.

*Additional equipment may be required for proper installation and placement. Please see your owner's manual for complete instructions.



1.



2.



3.



4.



5.



6.



7.

F E A T U R E S & S P

• Standard Equipment
○ Optional Equipment

	2-Door				4-Door		
	E	XE	SE	SE-R	E	XE	GXE
MECHANICAL FEATURES							
1.6-liter DOHC 16-valve 4-cylinder engine	•	•	•		•	•	•
2.0-liter DOHC 16-valve 4-cylinder engine				•			
Sequential multi-point fuel injection	•	•	•	•	•	•	•
4-speed manual overdrive transmission	•						
5-speed manual overdrive transmission		•	•	•	•	•	•
3-speed automatic transmission	• ¹				• ¹		
4-speed automatic overdrive transmission		•	•		•	•	
Power rack-and-pinion steering	• ¹	•	•	•	• ¹	•	•
Power vented front disc/rear drum brakes	•	•	•		•	•	•
Power-assisted 4-wheel disc brakes				•			• ²
Anti-lock Braking System (ABS)				• ³			• ⁴
4-wheel independent suspension	•	•	•	•	•	•	•
Front/rear stabilizer bars	• ¹	•	•	•	• ¹	•	•
Viscous limited-slip front differential				•			
EXTERIOR FEATURES							
Power sliding glass sunroof w/privacy shade				• ⁵			• ⁶
Styled-steel wheels with half wheel covers	•				•		
Full wheel covers	• ¹	•			• ¹	•	
Aluminum alloy wheels			•	•			•
Flush-mounted halogen headlights	•	•	•	•	•	•	•
Fog lights				•			
Tinted glass	•	•	•	•	•	•	•
Dual power remote-controlled outside mirrors w/passenger-side convex mirror		•	•	•		•	•
Body-color body side moldings				•			•
Black body side moldings	•	•	•		•	•	
Body-color bumpers		•	•	•		•	•
Bright exhaust outlet			•	•			•
Rear spoiler			•	•			
INTERIOR/SEATING AND TRIM FEATURES							
Reclining front bucket seats	•	•	•	•	•	•	•
Front sport bucket seats			•	•			
Split fold-down rear seatbacks							•
Tricot cloth seat trim	•	•			•	•	
Velour seat trim							•
Sporty woven cloth seat trim			•	•			
Full vinyl door trim	•				•		
Deluxe door trim with cloth insert		•	•	•		•	•
Passenger-side walk-in device		•	•	•			
Carpeting	•	•	•	•	•	•	•
Front door map pockets	•	•	•	•	•	•	•
COMFORT AND CONVENIENCE							
Air conditioning	•	• ⁷	• ⁷	• ⁷	•	• ⁷	•
Power windows and door locks							•
Dual cup holders	•	•	•	•	•	•	•
Cruise control		• ⁷	• ⁸	• ⁸		• ⁷	•
Tilt steering column	• ¹	•	•	•	• ¹	•	•
Leather-wrapped steering wheel and shift knob (manual transmission)			•	•			
2-speed intermittent windshield wipers/washers		•	•	•		•	•

1-Part of Automatic Transmission/Power Steering Package on E models.
2-Included with Anti-lock Braking System (ABS) option.
3-Requires Value Option Package and sunroof.
4-Not available with sunroof.
5-Requires Value Option Package.
6-Not available with ABS.

E C I F I C A T I O N S

	2-Door				4-Door		
	E	XE	SE	SE-R	E	XE	GXE
Rear window defroster/side window defoggers	•	•	•	•	•	•	•
Remote trunk and fuel-filler door releases		•	•	•		•	•
Remote hood release	•	•	•	•	•	•	•
Center console	•	•	•	•	•	•	•
Lockable glove box		•	•	•		•	•
Front and rear assist grips		•	•	•		•	•
Trunk courtesy light		•	•	•		•	•

INSTRUMENTATION

Tachometer			•	•			•
Speedometer, coolant temperature gauge	•	•	•	•	•	•	•
Trip odometer	•	•	•	•	•	•	•
Digital quartz clock		•	•	•		•	•

AUDIO SYSTEMS

Electronically tuned AM/FM/cassette stereo audio system with auto-reverse, Dolby® noise reduction and 4 speakers	•	• ⁷	• ⁷	• ⁷	•	• ⁷	•
Diversity antenna system ⁹		• ⁷	• ⁸	• ⁸		• ⁷	•

SAFETY FEATURES

3-point passive front shoulder belt system	•	•	•	•			
Automatic motorized front shoulder belts					•	•	•
3-point rear seatbelts in outboard positions	•	•	•	•	•	•	•
Front seatbelt warning light	•	•	•	•	•	•	•
Child-safety rear door locks					•	•	•
Energy-absorbing bumpers	•	•	•	•	•	•	•
Energy-absorbing steering column	•	•	•	•	•	•	•

PACKAGES

Automatic Transmission/Power Steering Package – includes 3-speed automatic trans., power steering, tilt steering column, front and rear stabilizer bars, 175/70R13 all-season radial tires and full wheel covers	•			•			
Value Option Package – includes air conditioning, cruise control, AM/FM/cassette stereo audio system with 4 speakers and diversity antenna		•	•	•		•	

ENGINE

	E	XE	SE	GXE	SE-R	
Engine type	DOHC 16-valve 4-cylinder					
Displacement	1.6 liters (1597cc)				2.0 liters (1998cc)	
Horsepower (SAE net)	110 hp @ 6000 rpm				140 hp @ 6400 rpm	
Torque (SAE net)	108 ft-lbs @ 4000 rpm				132 ft-lbs @ 4800 rpm	
Induction system	Sequential multi-point fuel injection					
Compression ratio	9.5:1					

DRIVETRAIN

Drive configuration		Front engine/front-wheel drive				
Transmission type (overdrive)		4-sp. man. ¹⁰	5-sp. man.	3-sp. auto. ^{1,11}	4-sp. auto. ¹²	5-sp. manual
Gear ratios (:1)	1st	3.333	3.333	2.826	2.861	3.063
	2nd	1.955	1.955	1.543	1.562	1.826
	3rd	1.286	1.286	1.000	1.000	1.286
	4th	0.902	0.927	–	0.698	0.975
	5th	–	0.733	–	–	0.756
	Reverse	3.417	3.417	2.364	2.310	3.153
Final drive ratios (:1)		3.550	3.895	3.476	3.827	4.176

7-Available separately or as part of Value Option Package.
8-Part of Value Option Package.
9-Available only with factory radio.

10-E 2-Door model only.
11-Without overdrive.
12-Available on XE, SE and GXE models only.

Specifications and equipment based on information available at time of printing and subject to change without notice. Some vehicles shown with optional equipment; see Features and Specifications chart. For more details on 1992 options, accessories and specifications in your area, contact your local Nissan dealer.

2-Door/4-Door				2-Door
E	XE	SE	GXE	SE-R

BODY/CHASSIS/SUSPENSION

Body type	All-steel unibody with DURASTEEL™			
Steering type	Rack-and-pinion on E with manual transmission Power-assisted rack-and-pinion on all others			
Turning circle, curb to curb (ft.)	30.2			34.1
Wheels	Type	Styled-steel	Aluminum alloy	
	Size	5.0J x 13		5.5JJ x 14
Tires	Type	All-season steel-belted radial blackwalls		Steel-belted radial blackwalls
	Size	155R13 – E P175/70SR13 – XE, SE, GXE, E ¹		185/60R14
Braking type		Power-assisted vented front disc/rear drum (4-wheel disc brakes on GXE with ABS option)		Power-assisted 4-wheel disc brakes
	Optional	Anti-lock Braking System (ABS) on GXE ⁴ and SE-R ³ only		
Suspension	Front	Independent MacPherson struts, hydraulic shock absorbers and stabilizer bar ¹³		Sport-tuned suspension
	Rear	Independent MacPherson struts, hydraulic shock absorbers and stabilizer bar ¹³		Sport-tuned suspension

ELECTRICAL

Ignition system	Electronic		
Alternator	12-volt, 52-amp		12-volt, 55-amp
Battery	Low-maintenance 12-volt, 48 amp/hr		

EXTERIOR DIMENSIONS (IN.)

Wheelbase	95.7	
Overall length	170.3	
Overall width	65.6	
Overall height	53.9	
Tread width	Front/Rear	56.9/56.3

INTERIOR DIMENSIONS (IN.)

Head room	Front/Rear	38.5/36.6
Leg room	Front/Rear	41.9/30.9
Hip room	Front/Rear	51.2/53.4
Shoulder room	Front/Rear	52.6/52.6

CAPACITIES

Interior volume (cu. ft.)	83.8	
Cargo volume (cu. ft.)	11.7	
Fuel tank (gals.)	13.2	

CURB WEIGHTS (LBS.)

		E	XE	SE	GXE	SE-R
4-speed manual	2-Door	2266	–	–	–	–
5-speed manual	2-Door 4-Door	2288	2315 2337	2372	2359	2414
3-speed automatic	2-Door 4-Door	2328 2350	–	–	–	–
4-speed automatic	2-Door 4-Door	–	2377 2399	2444	2421	–

EPA MILEAGE ESTIMATES¹⁴

4-speed manual	Hwy/City	37/29 ¹⁵	–	–	–	–
5-speed manual	Hwy/City	39/29 ¹⁵	39/29	39/29	39/29	32/24
3-speed automatic	Hwy/City	33/28	–	–	–	–
4-speed automatic	Hwy/City	–	36/27	36/27	36/27	–

13-Stab. bar part of AT/Power Steering Pkg. on E models.
14-1992 EPA mileage figures shown. Actual mileage may vary with driving conditions.

15-2-Door.
16-4-Door.

C H O I C E S

The 1992 Nissan Sentra®

is an ideal choice for value

and performance. What's

more, it offers you a fine

selection of personal choices.

The following pages will

help you decide upon the

Sentra that's right for you.

Select from one of five

models, a contemporary

palette of colors and a long

list of value-enhancing

options and Genuine

Nissan Accessories.

*These colors are optional at a slight additional cost on E models.


Exterior Colors

Interior Colors (Models)




Vail White

Gray Cloth (E)
Brown Cloth (XE & GXE)
Charcoal Cloth (SE & SE-R)




Silver Frost Metallic*

Gray Cloth (E)




Beige Pearl

Brown Cloth (XE & GXE)




Winter Blue Metallic*

Gray Cloth (E)
Blue Cloth (XE & GXE)




Aztec Red

Gray Cloth (E & XE)
Charcoal Cloth (SE & SE-R)




Cherry Red Pearl

Gray Cloth (XE & GXE)
Charcoal Cloth (SE & SE-R)



Slate Gray Pearl*

Gray Cloth (E, XE & GXE)
Charcoal Cloth (SE & SE-R)



Super Black

Gray Cloth (XE & GXE)
Charcoal Cloth (SE & SE-R)



Built for the Human Race.®

G201-7/91-350M-GR ©1991 Nissan Motor Corporation in U.S.A.

DEZO'S GARAGE

