

**4X2/4X4 1993**





4X2 1993

4X2 Standard Bed

The 4x2 Standard Bed is Toyota's most affordable truck. Hard working and totally reliable, it carries up to a 1760 lb. payload\* or tows up to 3500 lbs. with ease. The dependable 2.4 Litre 112 hp. overhead cam EFI engine teams with a rugged 5-speed manual overdrive transmission to deliver an impressive combined rating of 30 mpg or 9.5 L/100 km. The standard power-assisted ventilated front disc/rear drum brake configuration includes a rear load-sensing proportioning and by-pass valve that helps balance front/rear braking according to load. The heavy-duty cargo bed has rugged double-walled construction with 6 convenient tie-downs to help secure loads and a one-touch tailgate release for convenience. The comfortable vinyl upholstered bench seats three, with plenty of shoulder room.

\*Payload =  
Passengers, Equipment,  
Luggage & Cargo

4X2 Standard Bed  
in Tudor White







**4X2 Xtracab – two trucks in one**

**X**tracab 4x2 is two trucks in one – tough and rugged for the job at hand, and comfortably well bred for the fun times. Its ruggedly built 75 inch double-

walled cargo bed can manage a 1675 lb. payload\* or haul up to 3500 lbs. without breathing hard. Power comes from the dependable 2.4 Litre overhead cam 112 hp.

4 cylinder engine with EFI. Team Xtracab's standard power-assisted steering and all season P205/75R14 radials with the optional column shift 4-speed

overdrive automatic transmission for around-town convenience. Add the available rear wheel A.B.S. (Antilock Braking System) for safe, sure stops in all kinds

of driving conditions. Xtracab seats three up front on the 60/40 split bench seat, plus two more on the forward-facing rear jump seats.

\*Payload = Passengers, Equipment, Luggage & Cargo with a 5-speed Manual Transmission. Stripping shown is not a product or option available with this vehicle.





**A generous and comfortable interior**

The interior of Xtracab 4x2 has many luxury features you'd expect to find in an upscale automobile. Xtracab's long 121.4 inch wheelbase ensures generous front seat legroom on the 3-passenger, fabric-upholstered 60/40 split bench seat with fold-down armrest. The two forward facing rear jump seats add additional passenger carrying capacity. Rear passengers have the added security of 3-point lap and shoulder belts, swing out quarter windows for ventilation, and under-seat storage compartments. An optional 'Decor Group' includes a tilt steering wheel, digital clock, tachometer\* and full set of analogue gauges\*, tinted glass and variable intermittent wipers, plus chrome trim on the grille, front bumper, door handles, dual mirrors, wheel-arch and windshield mouldings.

\*With 5-speed manual transmission only.

4X2 Xtracab  
interior in grey





**4X2 Long Bed leads in load-carrying capacity**

**T**he Long Bed leads the 4x2s in load carrying capacity with its payload\* of 1825 lbs. The cargo bed is a full 86.4 inches long, with rugged double walled con-

struction and six convenient tie-downs to secure cargo. Reliable power comes from the proven 2.4 Litre 112 hp. engine with EFI, teamed with the standard 5-speed

manual transmission or the optional column-shift 4-speed overdrive automatic transmission. Large power-assisted ventilated front disc/rear drum

brakes provide sure stops even with a full load. A rear load-sensing brake proportioning and by-pass valve helps control rear-wheel lock-up under light load

conditions. Driver comforts include standard power steering, a dual cup holder, driver's foot-rest, and dual mirrors.

\*Payload = Passengers, Equipment, Luggage & Cargo with a 5-speed Manual Transmission.



## 1993 4x2 TRUCK FEATURES & SPECIFICATIONS

INTERIOR	STANDARD BED	LONG BED	XTRACAB	CAB/CHASSIS V6
Side window defoggers, Cigarette lighter	•	•	•	•
3-passenger vinyl bench seat with 2 headrests	•	•		
Vinyl bucket seats with headrests, Cruise control				•
Digital clock, Tilt steering wheel				•
Trip counter (N.A. with automatic transmission)		•	•	
Rear seat walk-in assist (passenger side), Forward facing rear jumpseats, 3-point lap & shoulder belts, Full carpeting, Coat hook			•	
Tinted glass with windshield shade band				•
Swing-out quarter windows, Fabric seats			•	
Column shift 4-speed overdrive automatic transmission				•
Power steering, "Headlamp on" warning chime		•	•	•
Dual cup holder, Driver's footrest	•	•	•	•
3-passenger fabric 60/40 split bench seat			•	
Day/night mirror	•	•	•	
5-speed manual overdrive transmission	•	•	•	

EXTERIOR	STANDARD BED	LONG BED	XTRACAB	CAB/CHASSIS V6
(6) Cargo bed tie-downs, Locking fuel door, Double wall cargo bed, Front/rear mudguards, full wheel covers	•	•	•	
Dual mirrors	•	•	•	
Chrome: Front bumper, grille, door handles, wheelarch & windshield mouldings				•
Wipers with mist position	•	•	•	
Variable intermittent wipers				•
Heavy-duty Starter, Alternator, Heater, Battery, Load-sensing brake proportioning & By-pass valve	•	•	•	
Full size spare tire	•	•	•	

COLOURS (Clear coat on all metallic/mica paint)	Interior	Vinyl	Cloth	•	(NOTE: Cab & Chassis available only in 045 with grey interior)
045 Tudor White	Blue	Blue	■/□	■/□	•
196 Pewter Metallic	Grey	Grey	■/□	■/□	•
202 Black	Grey	Grey	■/□	■/□	•
3H7 Ruby Red	Grey	Grey	■/□	■/□	•
617 Forest Green Metallic	Grey	Grey	■/□	■/□	•
8H8 Maritime Blue Metallic	Blue	Blue	■/□	■/□	•
271 Graphite M./Nickel M. (179/147)	Grey				•

FACTORY OPTIONS (Some options are grouped as a package. Your salesperson will assist in your choice.)	STANDARD BED	LONG BED	XTRACAB	CAB/CHASSIS V6
PLUS PACKAGE: Full carpeting, Fabric seats, tinted glass with windshield shade band, Trip counter, Digital clock, rear wheel A.B.S. (Anti-lock Braking System)	○			
DECOR GROUP: Chrome front bumper, grille, exterior handles, wheelarch & windshield mouldings, mirrors, Tilt steering wheel/variable intermittent wipers, tinted glass with windshield shade band, full carpeting/fabric seats (Long Bed only), digital clock, tachometer/voltsmeter/fuel pressure gauges (5-speed only), rear-wheel A.B.S.				
XTRACAB ONLY: sliding rear window		○	○	
Metallic, black or two-tone paint (*Xtracab only)	○	○	○	•
Column shift 4-speed overdrive automatic transmission		○	○	

DEALER OPTIONS	STANDARD BED	LONG BED	XTRACAB	CAB/CHASSIS V6
2-speaker AM/FM stereo	○	○	○	○
AM/FM cassette, Air conditioning, Protective floor mats, Compact disc player	○	○	○	○
Rear step bumper, Protective bed liner		○	○	
○ - Optional    • - Standard				



4X2 Cab & Chassis in Tudor White

## Big capacity with compact efficiency

The 4x2 Cab & Chassis with its GVW\* rating of 6000 lbs. combines big truck capacity with compact truck efficiency. Power comes from a 3.0 Litre V6 engine teamed with a column-shift 4-speed overdrive automatic transmission. The 137 in. wheelbase and heavy duty rear axle with 6-bolt dual rear wheels and 6-ply-rated radial tires have the strength and versatility for your special needs. Standard features include rear wheel A.B.S., cruise control, tilt steering wheel, digital clock and a chrome accent package.

\*GVW = Gross Vehicle Weight.

MECHANICAL	STANDARD BED	LONG BED	XTRACAB	CAB/CHASSIS V6
ENGINE	4-cylinder, 2367 cc, SOHC EFI	•	•	•
COMPRESSION RATIO	2959 cc, SOHC, V6 EFI	•	•	•
HORSEPOWER (SAE net)	9.0:1	•	•	•
TORQUE (SAE net)	112 @ 4800 rpm	•	•	•
SUSPENSION	150 @ 4800 rpm	•	•	•
FRONT: Double wishbone with lower tension bars, hydraulic shock absorbers & stabilizer bar	•	•	•	•
REAR: Leaf springs and beam-mounted hydraulic shock absorbers (Heavy-duty axle, springs & rear stabilizer bar on Cab/Chassis)	•	•	•	•
BRAKES	Power-assisted ventilated front discs / rear drum. Rear load-sensing proportioning and by-pass valve. Rear wheel A.B.S. (Anti-lock Braking System) on Cab & Chassis	•	•	•
STEERING	Recirculating ball with variable power assist	•	•	•
TIRES (Dunlop all-season radial)	P195/75R14	•	•	•
	P205/75R14		•	
	185R14/6-ply rated (Dual rear)			•

DIMENSIONS mm (in.) (without cargo bed on Cab/Chassis)	STANDARD BED	LONG BED	XTRACAB	CAB/CHASSIS V6
Length	Standard Bed 4435 (174.6)	Long Bed 4725 (186.0)	Xtracab 4905 (193.1)	Cab/Chassis V6 5100 (200.8)
Width	Standard Bed, Long Bed, Xtracab 1690 (66.5)		Cab/Chassis V6 1975 (77.7)	
Height	Standard Bed, Long Bed 1545 (60.8)		Xtracab 1550 (61.0)	Cab/Chassis V6 1565 (61.6)
Bed Length	Standard Bed, Xtracab 1905 (75.0)	Long Bed 2195 (86.4)		
Wheelbase	Standard Bed 2415 (102.9)	Long Bed 2850 (112.2)	Xtracab 3085 (121.4)	Cab/Chassis V6 3480 (137.0)
Tread Width	Standard Bed, Long Bed: Front: 1355 (53.3) Rear: 1370 (53.9)	Xtracab: Front: 1370 (53.9) Rear: 1380 (54.3)	Cab/Chassis V6: Front: 1355 (53.3) Rear: 1570 (61.8)	
Headroom	Standard Bed, Long Bed, Cab/Chassis V6 973 (38.3)	Xtracab: Front: 980 (38.6)		
Lap Room	Standard Bed, Long Bed, Cab/Chassis V6 1053 (41.4)	Xtracab: Front: 1110 (43.7)		
Shoulder Room	Standard Bed 1408 (55.4)	Long Bed, Cab/Chassis V6 1392 (54.8)	Xtracab: Front: 1393 (54.8)	
Seating Capacity	Standard Bed, Long Bed 3	Xtracab: Front: 3 / Rear: 2	Cab/Chassis V6 2	

GROSS VEHICLE WEIGHT kg (lbs.)	STANDARD BED	LONG BED	XTRACAB	CAB/CHASSIS V6
1996 (4400)	•			
2064 (4550)		•	•	
2722 (6000)			•	•

TOWING CAPACITY kg (lbs.)	STANDARD BED	LONG BED	XTRACAB	CAB/CHASSIS V6
1587 (3500)	•	•	•	•

PAYLOAD kg (lbs.) Manual/Automatic	STANDARD BED	LONG BED	XTRACAB	CAB/CHASSIS V6
799 / N/A (1760 / N/A)	•			
828 / 819 (1825 / 1805)		•		
760 / 751 (1675 / 1655)			•	
N/A / 1361 (N/A / 3000)				•

CURB WEIGHT kg (lbs.) Manual/Automatic	STANDARD BED	LONG BED	XTRACAB	CAB/CHASSIS V6
1197 / N/A (2640 / N/A)	•			
1236 / 1245 (2725 / 2745)		•		
1304 / 1313 (2875 / 2895)			•	
N/A / 1361 (N/A / 3000)				•

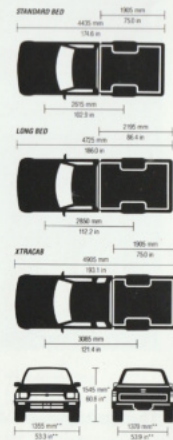
FUEL CAPACITY litres (gal.)	STANDARD BED	LONG BED	XTRACAB	CAB/CHASSIS V6
52 (11.4)	•			
65 (14.3)		•	•	•

• - Standard

**WARRANTY SUMMARY** Comprehensive coverage - 3 years or 60,000 km Powertrain/Major Components - 5 years or 100,000 km Corrosion perforation 5 years/unlimited distance No deductible! - No transfer fee!

We care for your Toyota car or truck as though we were driving it ourselves. The better it performs for you, the better you will feel about Toyota products and the Team that stands behind them. Toyota believes that the cost of ownership can be greatly reduced if a vehicle is maintained and serviced by Toyota Dealers and factory-trained technicians. Our over 237 Dealers make every effort to meet your Sales and Service requirements with care and efficiency. Toyota Dealers proudly supply guaranteed Toyota parts, only when you need them. Ask about Toyota's Extra Care Protection™ Programme. Its coverage is extensive and available at Toyota Dealer outlets in Canada. Benefits include: Towing to nearest Toyota Dealership, substitute transportation and breakdown while travelling benefit. For detailed information see your Toyota Dealer.

**TOYOTA CANADA INC.** Specifications and equipment are based on information available at time of printing and are subject to change without notice. In some cases, features, although shown as, or stated to be standard equipment, may nonetheless be optional or not available. For details on options, accessories and specifications, contact your Toyota Dealer.



\*Xtracab 1000 mm (39.4 in.)  
\*\*Xtracab 1915 mm (75.4 in.)



4X4 1993



**The go-anywhere 4X4 Xtracab SR5 V6**

The solid and substantial Xtracab SR5 V6 has the rugged strength to go where few others would dare. There's more than 8.5 inches of ground clearance, plus steel skid

plates to protect the 2-speed transfer case and fuel tank. The 3.0 Litre EFI V6 leaves the lightweights behind, while computer control of all vital functions

keeps it working at peak performance levels. The heavy duty double-wishbone front suspension and rear leaf springs with bias-mounted gas shocks can handle

a payload of up to 1595 lbs.\* Dual range 4WD gives the choice of speed plus security in Hi-4, or off-road torque with Low-4, all at the touch of a lever. The standard

Automatic Disconnecting Differential (A.D.D.) lets you shift from 2WD to Hi-4 and back without leaving the driver's 7-way Sport Seat.

\*Payload = Passengers, Equipment, Luggage & Cargo. Striping shown is not a product or option available with this vehicle.





#### 4X4 Regular Cab

The Standard Bed and Long Bed 4x4s have all the payload and power-plus features needed for the long hard haul. The proven 2.4 Litre 4-cylinder EFI engine delivers an energetic 116 hp. and impressive 140 lb.ft. of torque through the 5-speed manual overdrive transmission. The Long Bed can handle cargo over 7 feet long and a payload\* of 1925 lbs. The Standard Bed can haul 1995 lbs. and available V6 power\*\* can deliver the load just about anywhere. Both models have a heavy duty braking system, with a power-assisted front disc/rear drum configuration. In addition, a load sensing brake proportioning and by-pass valve redistributes braking balance as needed, and standard rear wheel A.B.S. (Antilock Braking System)\*\*\* ensures maximum braking performance. The cab provides full-foam comfort for 3 on a hard-wearing fabric upholstered 60/40 split bench seat with fold down armrest.

\*Payload = Passengers, Equipment, Luggage & Cargo.

\*\*Standard Bed only.

\*\*\*Operates in 2WD mode only.

4X4 Standard Bed V6  
in Black




## Practical and functional

The highly functional dashboard of the Xtracab SR5 V6 locates everything the driver needs right at hand. The tachometer, voltmeter, oil pressure and temperature gauges help monitor the powerful 150 hp. V6 engine. The tilt steering wheel and variable power-assisted steering make driving and parking much easier. The driver's 7-way adjustable and passenger's 4-way adjustable Sport Seats are upholstered in luxurious hard wearing fabric, and a 2-level centre console stores personal gear. A two speaker AM/FM stereo and pop-up moonroof with removable sunshade are standard. Cruise control, part of the 'Power Group' option, is conveniently located on the steering wheel and operates at the touch of a thumb. Additional 'Power Group' options include a driver's door console with power control of both side mirrors, windows and door locks, and a 4-speaker AM/FM stereo & cassette.

4X4 Xtracab SR5 V6 instrument panel







#### 4x4 Longbed power and performance

**O**utside, 4x4 Longbed has rugged good looks, with its impressive front grille, bumper and halogen headlamps and go-anywhere P225/75R15 radials on styled steel

wheels. Under the hood, the work-rated 2.4 Litre EFI engine delivers 116 hp. and a rousing 140 lb.ft. of torque. Power-assisted front disc/rear drum

brakes with rear wheel A.B.S. (Antilock Braking System\*) are standard. A heavy duty independent double wishbone front suspension with upper

torsion bars and gas shocks team up with rear multi-leaf springs and bias-mounted gas shocks to produce a smooth and comfortable ride. 4x4 Longbed's roomy

interior cabin seats three on a fabric upholstered 60/40 split bench seat.

\*Operates in 2WD mode only.



# 1993 4X4 TRUCK FEATURES & SPECIFICATIONS

INTERIOR		STANDARD BED	LONG BED	XTRACAB	XTRACAB SR5 V6
5-speed manual overdrive transmission		•	•	•	•
Power steering, Day/Night mirror, Trip meter, (2) Assist grips		•	•	•	•
60/40 Split (fabric) bench seat w/fold-down armrest		•	•	•	•
Forward facing rear jumpseats, underseat storage, Coat hook, 3-point lap & shoulder belts, Rear seat walk-in assist (passenger side)				•	•
Tachometer, Digital clock, Oil pressure gauge & Voltmeter, 2 stage rear console box, Sport seats - driver 7-way adjustable, passenger 4-way, Low fuel warning light, Air steering wheel, Door map pockets, Variable intermittent wipers				•	•
Dual cup holder, Driver's footrest, Cut-pile carpeting, "Headlamp on" warning chime		•	•	•	•
2-speaker AM/FM stereo, Vanity mirror				•	•
PERFORMANCE					
(A.B.D.) Automatic Disconnecting Differential, Rear wheel A.B.S.* Full size spare tire		•	•	•	•
4-wheel drive with 2-speed transfer case, 4WD indicator lamp		•	•	•	•
EXTERIOR					
Pop-up moonroof with removable sunshade, Map lamp				•	•
Silver painted spoke wheels		•	•	•	•
Chrome: Front bumper, grille, exterior handles, mirrors, windshield & wheel arch mouldings, Tinted glass (top shaded windshield), Sliding rear window				•	•
(4) Aluminum alloy wheels with lock package, (5) 31x10.5R15 Goodyear Wrangler Tires				•	•
Fuel tank and transfer case protector plates, Locking fuel door, Halogen Headlamps		•	•	•	•
Front and rear mudguards, Dual outside mirrors, Daytime running headlight system, Front tow hook		•	•	•	•
Swing-out quarter windows (*with privacy glass)				•	•*
COLOURS (Clear coat on all metallic/mica paint)					
Exterior	Interior Cloth •				
045 Tudor White	Blue	•	•	•	•
196 Pewter Metallic	Grey	•	•	•	•
202 Black	Grey	•	•	•	•
3H7 Ruby Red	Grey	•	•	•	•
617 Forest Green Metallic	Grey	•	•	•	•
8H8 Maritime Blue Metallic	Blue	•	•	•	•
271 Graphite M./Nickel M. (179/147)	Grey	•	•	•	•
FACTORY OPTIONS (Some options are grouped. Your salesperson will assist in your choice.)					
POWER GROUP: Windows, door locks, mirrors & antenna, Light package: Illuminated ignition key, glove box, door courtesy & ashtray, Cruise control, wrapped steering wheel & shift knob, 4-speaker AM/FM stereo & cassette				•	•
DECOR GROUP: Digital clock, tilt steering wheel, tinted glass (top-shaded windshield), tachometer/voltmeter/oil pressure gauges (manual transmission only), variable intermittent wipers, sliding rear window (Xtracab only), Chrome: front bumper, grille, exterior handles, mirrors, windshield & wheel arch mouldings		•	•	•	•
V6 TIRE PACKAGE: 7" spoke steel wheels, 31x10.5R15 Goodyear Wrangler tires, 4.556 (Manual) or 4.875 (Automatic) axle ratio		•	•	•	•
Metallic paint, Black or Two-tone paint		•	•	•	•
3.0 litre, SOHC V6 engine		•	•	•	•
4-speed overdrive automatic transmission (includes V6 engine)		•	•	•	•
DEALER OPTIONS					
2-speaker AM/FM stereo		•	•	•	•
Air conditioning, Floor mats, Running boards, Rear step bumper, Bed liner, Compact disc player, Grille guard		•	•	•	•
4-speaker AM/FM stereo cassette		•	•	•	•
Sliding rear window		•	•	•	•
2-speaker AM/FM cassette		•	•	•	•
○ - Optional    • - Standard    * - Operates in 2WD mode only					

MECHANICAL		STANDARD BED	LONG BED	XTRACAB	XTRACAB SR5 V6
ENGINE	2367 cc, 4-cylinder SOHC, EFI	•	•	•	•
	2959 cc V6 SOHC, EFI	○	○	○	•
COMPRESSION RATIO	9.3:1	•	•	•	•
	9.0:1	•	•	•	•
HORSEPOWER (SAE net)	116 @ 4800 rpm	•	•	•	•
	150 @ 4800 rpm	○	○	○	•
TORQUE (SAE net)	140 lb. ft. @ 2800 rpm	•	•	•	•
	180 lb. ft. @ 3400 rpm	○	○	○	•
SUSPENSION	Front: Independent, double wishbone type with upper torsion bars. Gas shock absorbers, stabilizer bar	•	•	•	•
	Rear: Multi-leaf springs and bias-mounted gas shock absorbers	•	•	•	•
TRANSFER CASE	Manual 2.564:1 - 1.000:1	•	•	•	•
	Automatic 2.659:1 - 1.000:1	•	○	○	•
BRAKES	Power-assisted front discs / rear drum. Rear load-sensing proportioning and by-pass valve, Rear wheel A.B.S. (Anti-lock Braking System)*	•	•	•	•
STEERING	Rack-and-pinion ball joint with variable power assist	•	•	•	•
TIRES	P225/75R15 Dunlop Mud & Snow Radial	•	•	•	•
	31x10.5R15 Goodyear Wrangler	○	○	○	•
DIMENSIONS mm (in.)					
Length	Standard Bed 4430 (174.4) Long Bed 4720 (185.8) Xtracab, Xtracab SR5 V6 4905 (193.1)				
Width	Standard Bed, Long Bed, Xtracab 1690 (66.5) Xtracab SR5 V6 1715 (67.5)				
Height	Standard Bed, Long Bed 1705 (67.1) Xtracab 1710 (67.3) Xtracab SR5 V6 1745 (68.7)				
Bed length	Standard Bed, Xtracab, Xtracab SR5 V6 1905 (75.0) Long Bed 2195 (86.4)				
Wheelbase	Standard Bed 2615 (102.9) Long Bed 2850 (112.2) Xtracab, Xtracab SR5 V6 3095 (121.8)				
Tread	Standard Bed, Long Bed, Xtracab: Front: 1430 (56.3) Rear: 1475 (58.1) Xtracab SR5 V6: Front: 1475 (58.1) Rear: 1470 (57.9)				
Ground Clearance (Minimum Turning)	Standard Bed, Long Bed 230 (9.0) Xtracab, Xtracab SR5 V6 270 (10.6)				
Headroom	Standard Bed, Long Bed 973 (38.3) Xtracab, Xtracab SR5 V6: Front: 980 (38.6)				
Leg Room	Standard Bed, Long Bed 1053 (41.4) Xtracab, Xtracab SR5 V6: Front: 1110 (43.7)				
Shoulder Room	Standard Bed, Long Bed 1392 (54.8) Xtracab: Front: 1393 (54.8) Xtracab SR5 V6: Front: 1369 (53.9)				
Seating Capacity	Standard Bed, Long Bed: 3 Xtracab: Front: 3 Rear: 2 Xtracab SR5 V6: Front: 2 Rear: 2				
GROSS VEHICLE WEIGHT kg (lbs.)					
	2427 (5350)	•	•	•	•
TOWING CAPACITY kg (lbs.)					
	1587 (3500)	•	•	•	•
PAYLOAD kg (lbs) Manual/Automatic					
	4 cylinder 905 (1995) V6 832 (1835)	•	•	•	•
	4 cylinder 873 (1925)	•	•	•	•
	4 cylinder 821 (1810)	•	•	•	•
	V6 742/712 (1635/1570)	•	•	•	•
	SR5 723 (1595)	•	•	•	•
CURB WEIGHT kg (lbs) Manual/Automatic					
	4 cylinder 1522 (3355) V6 1594 (3515)	•	•	•	•
	4 cylinder 1553 (3425)	•	•	•	•
	4 cylinder 1606 (3540)	•	•	•	•
	V6 1685/1714 (3715/3780)	•	•	•	•
	SR5 1703 (3755)	•	•	•	•
FUEL CAPACITY litres (gal.)					
	65 (14.3)	•	•	•	•
	73 (16.0)	•	•	•	•
○ - Optional    • - Standard    * - Operates in 2WD mode only					



## WARRANTY SUMMARY Comprehensive coverage - 3 years or 60,000 km Powertrain/Major Components - 5 years or 100,000 km Corrosion perforation 5 years/unlimited distance No deductible! - No transfer fee!

We care for your Toyota car or truck as though we were driving it ourselves. The better it performs for you, the better you will feel about Toyota products and the Team that stands behind them. Toyota believes that the cost of ownership can be greatly reduced if a vehicle is maintained and serviced by Toyota Dealers and factory-trained technicians. Our over 237 Dealers make every effort to meet your Sales and Service requirements with care and efficiency. Toyota Dealers proudly supply guaranteed Toyota parts, only when you need them. Ask about Toyota's Extra Care Protection™ Programme. Its coverage is extensive and available at Toyota Dealer outlets in Canada. Benefits include: Towing to nearest Toyota Dealership, substitute transportation and breakdown while travelling benefit. For detailed information see your Toyota Dealer.

**TOYOTA CANADA INC.** Specifications and equipment are based on information available at time of printing and are subject to change without notice. In some cases, features, although shown as, or stated to be standard equipment, may nonetheless be optional or not available. For details on options, accessories and specifications, contact your Toyota Dealer.





## 4x2/4x4 Technology

### Engines

Toyota truck engines are designed and built to exacting standards. This ensures that both horsepower and torque output are adequate for all rugged towing and hauling requirements.

- 4x2s are powered by the proven 2.4 Litre 4-cylinder 112 hp. SOHC engine with EFI, or the 3.0 Litre 150 hp. SOHC V6 engine with EFI.

- 4x4s are powered by the responsive 116 hp. 4-cylinder SOHC engine with EFI that delivers an impressive 140 lb.ft. of torque, or the 3.0 Litre 150 hp. SOHC V6 engine with EFI.

### Suspensions

Precision-tuned suspensions in Toyota trucks ensure that all passengers enjoy a smooth and comfortable ride.

- The 4x2 front suspension is of double wishbone design with lower torsion bars, hydraulic shock absorbers and a stabilizer bar. The rear suspension has multi-leaf springs and bias-mounted hydraulic shock absorbers, (with heavy-duty axle, springs and a rear stabilizer bar on the Cab/Chassis).

- All 4x4s feature an independent double wishbone type front suspension with upper torsion bars, gas shock absorbers and stabilizer bar. Rear multi-leaf springs and bias-mounted gas shock absorbers combine for a smooth ride and a high payload rating.

### Active Safety Systems

Standard on all 4x4s\* and the 4x2 Cab & Chassis, and optional on Standard Cab and Xtracab 4x2s, rear wheel A.B.S. (Antilock Braking System) uses rear wheel sensors to help control brake lockup and maintain steering during sudden stops under varying load and weather conditions.

- This A.B.S. (Antilock Braking System) utilizes a load-sensing brake proportioning and by-pass valve to help balance the front and rear braking according to load. This is done by applying and releasing brake pressure many times per second to help facilitate safer stops.

\*Operates in 2WD Mode only.

### Passive Safety Systems

Toyota's concern for the safety of passengers goes beyond regulation 3-point safety belts.

- A rigid box-frame chassis provides durability for all trucks, while steel skid plates protect the transfer case and fuel tank on all 4x4s.
- The heavy-duty cargo bed has rugged double-walled construction, with 6 convenient tie-downs to help secure loads.
- Xtracab rear seat passengers have the added security of 3-point lap and shoulder belts.
- Toyota's 150 "smart" dummies help to perfect safety devices in over 600 controlled and analyzed crash tests every year.

### Body Elements

4x2 and 4x4 trucks are two trucks in one – tough and rugged for work, with up to 9.0 inches of ground clearance on 4x4 models to venture where few others would dare – and very comfortable for after-hours activities.






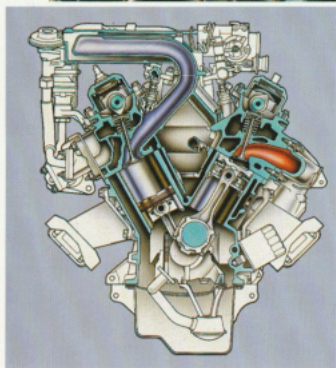

- The use of anti-rust steel sheets has been combined with wax, sealer and PVC coatings to help improve the rust resistance performance of Toyota trucks.
- All Toyota 4x2s have a minimum payload\* capacity of 1675 lbs., while 4x4s can carry a minimum of 1570 lbs. of cargo.

\*Payload = Passengers & Equipment/Luggage & Cargo.

### Kaizen

New Toyotas are not invented, but evolve through the Toyota philosophy of Kaizen – continuous change and continuous improvement. A new design is continually evaluated and improved on as higher technology becomes available.

- Toyota's requirements are so exacting that it even builds its own robots.
- Toyota programmers write the special software that allows computer-controlled mould carving machines to shave steel with surgical precision.
- Toyota even runs its own electronics clean room where integrated circuits (ICs) are produced.







CAMRY



COROLLA



TERCEL



MR2



CELICA



PASEO



PREVIA



4RUNNER



4X4




4X2



**TOYOTA**  
*...We Care...*

"Toyota... We Care" is our promise to make your every experience with Toyota something better. Your satisfaction before and after purchase is our goal. Simply contact your Dealer's Customer Relations Manager with any questions you may have. Should further assistance be required, please call Toyota Canada's Customer Assistance Centre toll-free from anywhere in Canada. 1-800-263-7640. In Toronto, call 438-8175. Because "Toyota... We Care" is more than a slogan – it's the Promise of Something Better.

 **TOYOTA**  
The promise of something better.

