


THE B-SERIES TRUCKS BY MAZDA


1998





## THE B-SERIES TRUCKS BY MAZDA


*If you're looking for a truck just like everyone else's, be our guest. There are plenty out there. If, on the other hand, you want a Truck with a capital "T," check out the rugged, all-new 1998 B-Series Trucks from Mazda. We don't design for the mythical "average" person, because you're not average. Your truck shouldn't be, either.*





## HERITAGE

*Throughout our history, we've never been content simply to build vehicles the same way as everyone else. The enthusiast engineers have always preferred to push the envelope, continually seeking better ways to make better cars and trucks. We look at engineering this way: Unless you're willing to explore every idea, you'll never arrive at the best one.*




*Wherever Mazda has raced, the results have been spectacular. Among the many highlights: the first (and still only) victory by a Japanese marque in the 24 Hours of Le Mans, proving that our engineers know durability as well as speed.*





## OVERVIEW

*The all-new front suspension offers a smoother, quieter ride, better handling and reduced tire wear.*



*The 4x4 models have off-road features such as skid plates to protect the oil pan and the gearbox.\**

*If there's a mountain in front of you, move it. If there's a road in front of you, own it.*

*Mazda Trucks have always been about going where you want, and the new 1998 models are better than ever. We've added more power, more torque and a new double-wishbone front suspension. And you can choose from a complete lineup of 4x2 and 4x4 models.*



*An industry-first, front hub-lock design lets you shift in and out of 4WD on the fly at any speed.*

*Mazda is proud to be a founding sponsor of the "Tread Lightly!"® program, promoting environmental awareness when driving off-road.*

\*Skid plate highlighted in red for photographic purposes only.





## INTERIOR


*Ride in some trucks, and you'll think the designers built stage-coaches in a previous life.*

*But in a Mazda, the overall feel of quality and general fit and finish puts many cars to shame.*

*Plus there's more room. The 1998 Regular Cab has been lengthened for increased seat travel and seatback angle adjustment, greatly improving comfort as well as storage space.*




*The instrument panel is both attractive and functional. Gauges are large and clear, and the controls are logically placed and easy to reach. The standard passenger's-side air bag has an industry-first cutoff switch so you can use a child seat.*






B2500 SE Regular Cab




The new 2.5-liter, 4-cylinder engine of the B2500 has multiport electronic fuel injection and 100,000-mile tune-up intervals. It puts out 119 hp and 146 lb-ft of torque.

The sturdy cargo bed is of welded, double-wall construction, so that dings from sliding cargo inside won't show outside.




## TRUCK ENGINEERING



The 3.0-liter V6 of the B3000 has 150 hp and 185 lb-ft of torque. Electronically fuel-injected, it will go 100,000 miles between traditional tune-ups.

Now here's a recipe for a rugged truck. Start with new full-box-section front frame rails that improve chassis stiffness by 350% for greater strength and a better ride. Add rack-and-pinion power steering for a better feel. Then throw in a choice of three engines designed specifically for trucks. There. Now you're ready to cook.



The 4.0-liter V6 of the B4000 is the best choice for towing (up to 5900 lb) or heavy off-roading. The numbers: 160 hp, 225 lb-ft of torque, electronic fuel injection, 100,000-mile tune-up intervals.



MODEL LINEUP	B2500	B3000	B4000
SX Regular Cab 4x2	•		
SX Regular Cab 4x4		•	
SE Regular Cab 4x2	•		
SE Regular Cab 4x4		•	
SE Cab Plus 4x2	••	•†	•†
SE Cab Plus 4x4		•†	•†

### ENGINE

Type	SOHC 4-cyl.	V6	V6
Displacement	2.5 liters	3.0 liters	4.0 liters
Bore and stroke (in)	3.78 x 3.40	3.50 x 3.14	3.95 x 3.32
Compression ratio	9.1:1	9.1:1	9.1:1
Horsepower, SAE net	119 @ 5000	150 @ 5000	160 @ 4200
Torque, SAE net lb-ft	146 @ 3000	185 @ 3750	225 @ 3000
Ignition	Distributorless electronic, 2 spark plugs/cyl.	Distributorless electronic	Distributorless electronic
Fuel system (all)	Electronic multiport fuel injection		

### TRANSMISSION

Ratios (: 1)	Manual/Auto	Manual/Auto	Manual/Auto
1st	3.72 / 2.47	3.72 / 2.47	3.40 / 2.47
2nd	2.20 / 1.47	2.20 / 1.47	2.05 / 1.85
3rd	1.50 / 1.00	1.50 / 1.00	1.31 / 1.47
4th	1.00 / 0.75	1.00 / 0.75	1.00 / 1.00
5th	0.79 / –	0.79 / –	0.79 / 0.75
Transfer case (4x4)	2-speed, 1.0:1 (High), 2.48:1 (Low); shift-on-the-fly capability at any speed		

### CHASSIS

Frame	Ladder-type, with fully boxed rails from cab forward, 7 crossmembers (8 on Cab Plus models)
Front suspension	Independent double wishbones with coil springs (4x2), torsion bars (4x4), gas-charged shock absorbers, and stabilizer bar
Rear suspension	Semifloating live axle with two-stage (4x2) leaf springs, gas-charged shock absorbers, and stabilizer bar

### CHASSIS (CONTINUED)

Steering	Power-assisted rack-and-pinion	
Turning circle	Curb-to-curb (feet): 36.5 (4x2 Regular Cab); 41.6 (4x2 Cab Plus); 37.3 (4x4 Regular Cab); 41.6 (4x4 Cab Plus)	
Brakes	Power-assisted front disc/rear drum with dual hydraulic circuits. Front: 10.3-inch ventilated discs (4x2); 11.3-inch ventilated discs (4x4). Rear: 9.0-inch drums (4x2); 10.0-inch drums (4x2 with Payload/Performance Package, all 4x4).	
Fuel capacity (gal)	17.0 (Regular Cab); 20.5 (Cab Plus)	
Curb weight (lb)	4x2 with manual transmission: 3025 (Regular Cab); 3355 (Cab Plus)	

DIMENSIONS (INCHES)	REGULAR CAB	CAB PLUS
Wheelbase: 4x2/4x4	111.6	125.7 / 125.9
Length: 4x2/4x4	187.5 / 187.7	202.9 / 201.7
Width: 4x2/4x4	69.4 / 70.3	69.4 / 70.3
Height: 4x2/4x4	64.9 / 67.6	64.7 / 67.5
Track: front/rear	58.6 / 57.3	58.6 / 57.3
Headroom: front/rear	39.2 / –	39.2 / 35.6
Legroom: front/rear	42.4 / –	42.2 / 40.3
Shoulder room: front/rear	54.5 / –	53.8 / 15.3
Cargo bed: length/depth/width	71.8 / 16.5 / 52.0	71.8 / 16.5 / 52.0
width between wheel wells	40.4	40.4
4x4 ground clearance (unladen): SX	7.4	7.4
SE	9.1	9.1 (10.0 with P265 tires)

### PAYLOAD/TRAILER WEIGHTS (LB)

	Regular Cab Man.	Regular Cab Auto.	Cab Plus Man.	Cab Plus Auto.
<b>B2500</b> 4x2	1260 / ‡	1260 / 2220	1260 / 1380	–
<b>B3000</b> 4x2‡	–	–	1620 / 2500	1620 / 3960
4x4	1260 / 2380	1260 / 3840	1260 / 2220	1260 / 3680
4x4‡	1500 / 2380	1500 / 4340	1500 / 2220	1500 / 4180
<b>B4000</b> 4x2‡	–	–	1620 / 3420	1620 / 5900
4x4‡	–	–	1500 / 3180	1500 / 5640

### EPA MILEAGE ESTIMATE (NOT AVAILABLE AT TIME OF PRINTING)

\*Not available with automatic transmission. †Requires Appearance Package or higher. ‡Equipped with Payload/Performance Package. §Towing not recommended for this model.

## TRUCK SPECIFICATIONS AND SAFETY FEATURES

### SAFETY FEATURES

- Dual air bag Supplemental Restraint System (SRS)\*\* with passenger's-side cutoff switch
- Head restraints for front outboard occupants
- Three-point safety belts for front outboard occupants and rear jump seats
- Side-impact door beams
- Height-adjustable front shoulder-belt anchors
- Center high-mount stop lamp
- Adjustable lap belt for center front passenger
- Breakaway inside rearview mirror
- Energy-absorbing steering column and instrument panel
- Shift interlock (automatic transmission)

\*\*Special precautions must be taken when using a rear-facing child restraint in this vehicle. Please review the owner's manual for specific instructions.

Extensive integral safety

features include built-in

"crumple zones" that

absorb impacts to help

shield the passenger

cabin. There's extra

side-impact protection

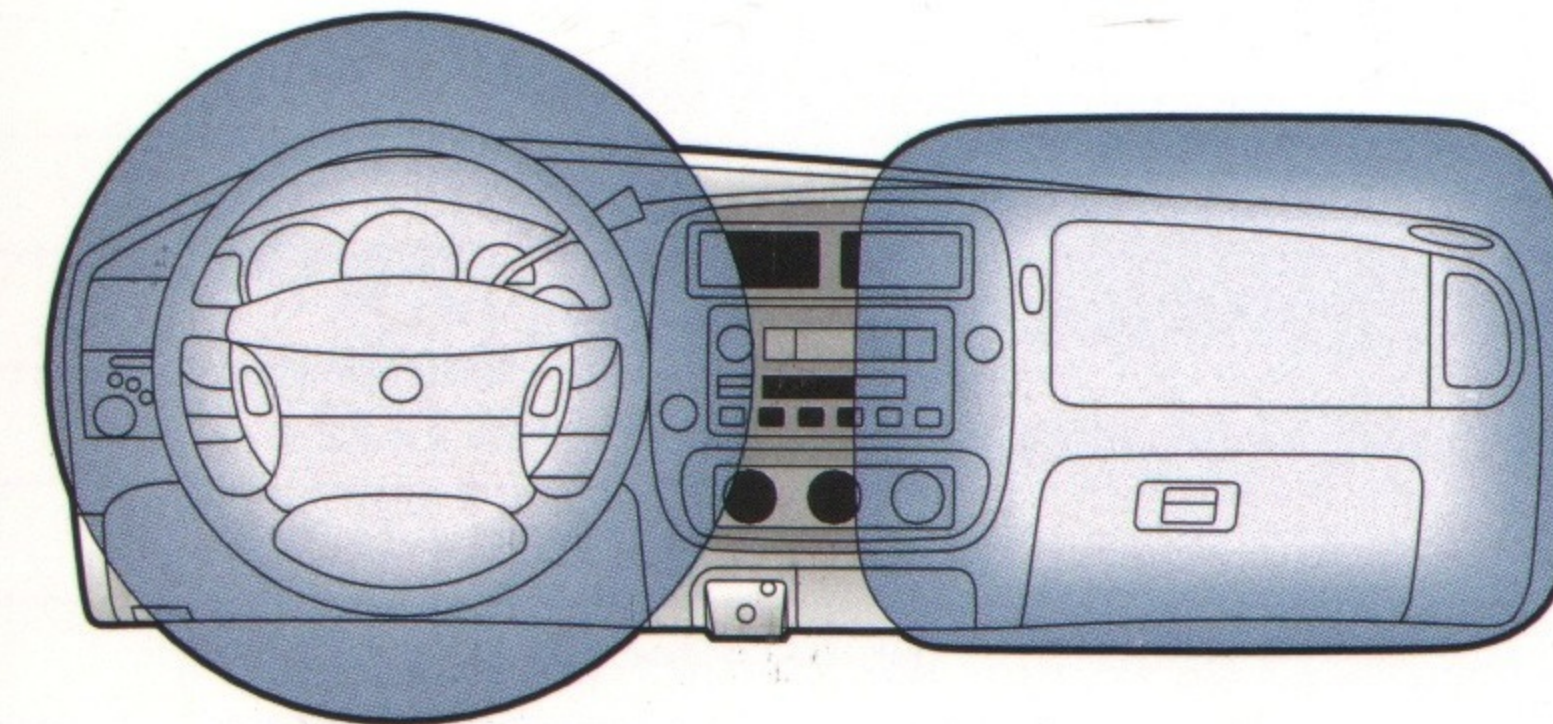
built in as well. Plus such

thoughtful touches as

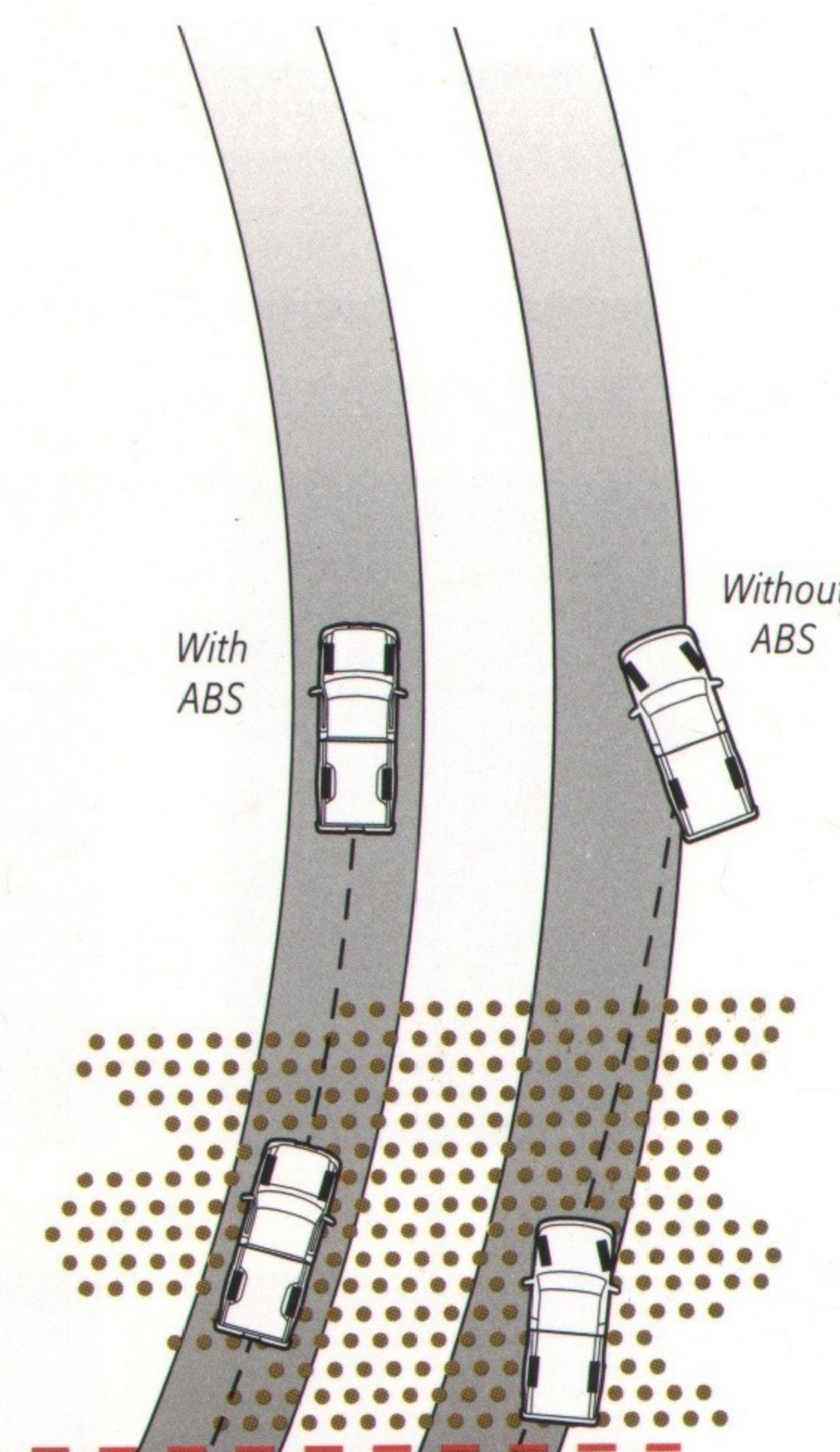
height-adjustable front

shoulder-belt anchors.

Our new air bag design inflates with less force, reducing chances of injury from the bag itself while still providing essential protection in frontal impacts.\*\*



Rear-wheel anti-lock brakes are standard, and 4-wheel ABS is available.



B4000 SE Cab Plus



MECHANICAL FEATURES

	SX	SE
5-speed manual transmission with overdrive	S	S
4-speed automatic transmission (B2500 R/C & B3000 only)	O	O
5-speed automatic transmission (B4000 only)	—	O
Power rack-and-pinion steering	S	S
Rear-wheel Anti-lock Brake System (rear-wheel ABS)	S	S
4-wheel Anti-lock Brake System (ABS)	—	P

EXTERIOR FEATURES

Black 5-mph front bumper and rear step bumper	S	—
Chrome 5-mph front bumper and rear step bumper	—	P
Front and rear mud guards	S	S
Dual exterior mirrors and tinted glass	S	S
Variable intermittent windshield wipers	S	S
Bright side window moldings (Cab Plus)	—	P
P205/70R14 all-season blackwall tires (4x2)	S	—
P225/70R14 all-season white-letter tires (4x2)	—	S
P225/70R15 all-season white-letter tires (4x2)	—	P
P215/75R15 all-terrain white-letter tires (4x4)	S	—
P235/75R15 all-terrain white-letter tires (4x4)	—	S
P265/75R15 all-terrain white-letter tires (B4000 4x4)	—	S
Steel wheels with black center caps	S	S
Alloy wheels	—	P
Cargo box light	—	S
SE body-side tape graphics	—	S
SE side graphics delete	—	O
Tie-down loops in cargo bed	S	S
Bedliner	O	P

INTERIOR FEATURES

AM/FM stereo with digital clock	O*	S
AM/FM/cassette stereo with digital clock	—	P
AM/FM/CD stereo with digital clock	—	P

MECHANICAL FEATURES (CONTINUED)

	SX	SE
Premium AM/FM/CD/cassette stereo with digital clock	—	P
Air conditioning	O	O/P
Vinyl bench seat	S	—
Cloth 60/40 split-bench seat and cut-pile carpeting	—	S
Sport bucket seats	—	P
Floor console with dual cup holders	—	S
Fold-down armrest with storage compartment	—	S
Deluxe door trim with map pockets	—	S
Deluxe headliner with cloth-covered sun visors	—	S
Tachometer	—*	S
Voltmeter, oil-pressure and coolant-temperature gauges	S	S
Resettable trip odometer	S	S
Cargo area cover (Cab Plus)	—	P
Rear jump seats (Cab Plus)	—	S
Carpeted floor mats	—	O

S: Standard O: Optional —: Not available P: Package option  
\*Standard on 4x4 models.

PREFERRED EQUIPMENT GROUPS

**Appearance Package:** Chrome grille and trim; 15" alloy wheels; P225/70R15 outline-white-letter tires (4x2); AM/FM/cassette stereo with digital clock; sliding rear window; bedliner; Payload/Performance Package (B3000 & B4000); opening rear-quarter windows (Cab Plus); privacy-tint rear glass (Cab Plus); retractable vinyl cargo cover (Cab Plus)

**Power Package:** Appearance Package items, plus: air conditioning; power windows; power door locks; power mirrors; cruise control; tilt and leather-wrapped steering wheel; AM/FM/CD stereo with digital clock

**Comfort Package (B4000 4x2):** Power Package items, plus: 4-wheel Anti-lock Brake System (ABS); sport bucket seats; remote keyless entry/antitheft alarm; premium AM/FM/CD/cassette stereo with RDS system and digital clock

**Comfort Plus Package (B4000 4x4):** Comfort Package items, plus fog lights

**Payload/Performance Package:** Performance axle ratio, limited-slip differential

TRUCK COLORS • TRIM LEVELS AND ACCESSORIES

Mazda Trucks come in 4x2, 4x4, Regular Cab and Cab Plus models.




Cab Plus models have folding rear jump seats so you can carry two more people.




The 4x4 models have their own distinctive wheels and fender flares.

Personalize, protect and enhance your new Truck with Genuine Mazda Accessories. They're designed specifically for your Mazda and come with the Mazda 36-month/50,000-mile limited warranty when installed by a Mazda Dealer prior to or at the time of initial vehicle retail delivery.




Bedliner



Fog lights



Side steps



Cargo organizer

Other Genuine Mazda Accessories available include: trailer hitch, remote keyless entry/antitheft alarm, 14" alloy wheels, tie-down hooks, carpeted floor mats and cruise control.

Information and illustrations in this brochure are based on the latest competitive and Mazda product information available at the time of publication. Some equipment shown is optional at extra cost; specific options may be available only in combination with other options. Specific combinations of equipment or features may vary from time to time and by geographic area; colors in illustrations may vary from actual upholstery or paint colors due to reproduction and printing processes. Mazda reserves the right to make changes without notice in product content and price at any time.

Deep Jewel Green Metallic

Light Prairie Tan Metallic

Oxford White Clearcoat

Med. Platinum Metallic

Toreador Red Metallic/  
Light Prairie Tan Metallic

Med. Willow Green Metallic/  
Light Prairie Tan Metallic

Toreador Red Metallic

Black Clearcoat

Med. Willow Green Metallic

Bright Atlantic Blue Metallic

**COLOR COMBINATIONS**  
(INTERIOR/EXTERIOR)

Beige/All colors except Bright Atlantic Blue and Medium Platinum Metallic

Gray/All colors except Light Prairie Tan and two-tones

Specific combinations of colors and interiors may vary by season and geographical area.




## THE MAZDA COMMITMENT

### WARRANTY

Mazda warrants that the Mazda vehicle will be free of defects with normal use and prescribed maintenance for 36 months or 50,000 miles, whichever comes first, or Mazda will repair any problem without charge. Ordinary maintenance items or adjustments, parts subject to normal wear and replacement and certain other items are excluded. This transferable "limited warranty" is free on all new 1998 Mazda vehicles sold and serviced in the United States. See your Mazda Dealer for details.

Complement the limited warranty on your new vehicle with the Mazda Extended Protection Plan, the only service agreement backed by Mazda. Ask your dealer for details.




*To capture the spirit of Mazda and our aspirations for the future, we proudly introduce our new symbol. The styled letter "M" evokes an image of wings in flight, our flight toward the future—a future borne of our quest to continuously grow and improve, made possible by the creativity, dedication, and enthusiasm of our employees.*

*This new symbol affirms Mazda's commitment to providing distinctive, high-quality products that offer unique driving pleasure, and a sales and service experience that will surpass your expectations and earn your confidence and loyalty.*

*We are dedicated to making the Mazda symbol, and the spirit it represents, a preeminent mark of excellence worldwide.*

7755 Irvine Center Drive, Irvine, CA 92618  
For more information, visit us at [www.mazdausa.com](http://www.mazdausa.com)  
or call toll-free 800-639-1000.

©1997 Mazda North American Operations • Printed in U.S.A. 9/97 (310M)  
Part No. 9999-92-010T-98



DEZO'S GARAGE

