


NEW FALCON UTE



A ute to stir your soul like no ute has ever done before. Better, a whole range of them. A ute to take a full one-tonne. Or to take out on the town. The most advanced utes Australia has ever seen. All new Falcon Ute from Ford. It can be a 'Style Side' pick-up that'll accept a standard pallet and lay 1.2x1.8m sheets flat between the wheel arches. Or choose the optional aluminium tray top. Or take the versatile chassis cab and fit exactly the kind of body you want. Designed and engineered using Ford's vast global resources, yet with a character that's unmistakably Australian. Strong. Powerful. Comfortable. With big-hearted, new generation 6-cylinder and V8 engines. Bred tough and built tough – *Ford* tough. It's a ute like no other. New Falcon Ute. The great Aussie ute in a new 21st century package.



XL Chassis Cab shown with optional factory fitted aluminium tray



XL Chassis Cab fitted with after market steel tray and stock cage.

Ute styling gets a 'New Edge'. Soft, curvaceous shapes that move powerfully towards a peak or edge. New 'bake-hardenable' sheet metal that provides

significant weight gains while retaining excellent strength and dent resistance. A precision look that reflects modern, dynamic qualities. A performance story that gives you a choice of two impressive engines. The newly designed 157kW 4.0 litre Intech OHC 6-cylinder engine bristles with new technology and achieves high levels of refinement. It's one of the most fuel efficient 4.0 litre engines in the world today, and one of the greenest. The technology



answers real-world situations. (Say, for example, you damage the radiator core or



a hose. A special 'fail safe' feature progressively shuts down cylinders to protect the engine.) Falcon Ute gives you many versatile

choices. XL chassis cab that carries a full one-tonne.

XL 'Style Side' pick-ups with a standard 820kg payload (one-tonne option available). XLS pick-ups and chassis cabs with heaps of style and a 570kg



payload. All available with the uncompromising power of an optional 175kW 5.0L Ford V8. And if you're looking for the ultimate sports ute, see the exhilarating XR6 and XR8 described later. But this is about more than choice. It's also about Ford's determination and commitment to go on satisfying the needs of the Aussie ute buyer.



*XLS equipped with standard tonneau and 16 inch alloy wheels (optional tow kit, sports bar & wheel arch flares).
Note: All models fitted with alloy wheels are equipped with a steel spare wheel.*

Here's a new and better kind of ute driving experience. Falcon Ute tracks straight and true, with greater precision and control. The power-assisted rack

independent double wishbone system similar to that used on some sports cars. At the rear,




found on other utes, and comes into its own on rough roads. It is also designed to reduce rear wheel "squat" when carrying heavy payloads, and is ideally suited

quieter and smoother ride comfort whether or not you're carrying a heavy load. XLS and XR models are



XLS on the job with after-market steel jarrah tray.

and pinion steering reduces steering effort while retaining excellent 'feel'. The front suspension is a fully



there's Ford's heavy duty Hotchkiss system with outboard shock absorbers. It is stronger than the struts commonly

to Falcon's 1600kg and 2300kg towing capability*. Dual rate springs are designed to give you



equipped with a sports version that reduces ride height and further enhances handling.

*Subject to State and Territory regulations, when fitted with Ford approved Tow Packs.



XLS interior featuring warm charcoal finish.



'Smartshield' helps to protect your Falcon Ute from theft. It is an engine immobilisation system based on an encrypted transponder that uses rolling codes.



Ford has made the Aussie ute more spacious and more accommodating than ever before. Driver's seat folds forward for convenient access to the super cab storage compartment, shown with optional Cabin Tidy.



Modern, ergonomic climate and audio controls are within easy reach of the driver. Air conditioning and CD player available as an option (XLS/XR).



No ute cares for your comfort or accommodates your

work with the same style and efficiency as Falcon.

Nor is there one with so many standard features that

make such plain good sense. Falcon is a ute driver's

wish-list on wheels. Inside, you have "super cab"

dimensions of room and space. It makes more rearward

seat adjustment possible for the front bucket seats,

while providing plenty of stowage space. The modern,

ergonomically efficient instrument panel includes a

distance-to-empty read-out. The volume and tuning

controls for the audio system are conveniently

located on the steering wheel. In the XLS and XR


models there is a CD-ready 100 watt sound system.

And every Falcon Ute has a driver's airbag. If you want

the convenience of cruise control, you'll find it comes

standard on all XLS and XR models (option on XL).

And the interior is all wired up ready for a mobile phone.




Standard driver's airbag and steering wheel mounted audio control.

What a great idea! A fully integrated bedliner that will take a standard pallet and lay 1.2x1.8m sheets flat between the wheel arches. The liner has inbuilt flask and cup holders and slots for easy vertical or horizontal partitioning.



Falcon is a great team player - and if you have three on your team, no problem. This accommodating bench/bucket seat is standard on XL models with automatic transmission.





XR8 looks great with optional sports bar.



The sporting credentials of Falcon XR6 and XR8 are reflected in these great looking 17x8 inch alloy wheels. (Note: All models fitted with alloy wheels are equipped with a steel spare wheel.)

Falcon's big 82 litre fuel tank puts plenty of distance between fuel stops, extending your driving range.



Falcon XR8 Ute is equipped with a Ford 185kW 5.0 litre High Output V8 engine. XR6 has a 164kW High Output version of Falcon's 4.0 litre Intech OHC 6-cylinder engine.

Falcon XR6 and XR8 are available with the optional 4-speed adaptive shift automatic transmission that "learns" your driving style and plots an appropriate gear change schedule.



Even if you never so much as lift a corner of the tonneau cover on the back, an XR6 or XR8 Falcon Ute will still make absolutely perfect sense. That is, to anyone who gets their kicks from the sheer exhilaration of driving a powerful, refined sporting machine. Tickford takes Ford's powerful new age technology and pushes the envelope further. Of course, if on occasions that pick-up floor gets a little dirty, well, that's alright. But the emphasis here is on very strong performance, very powerful graphics and excellent handling. The warm charcoal interior, body hugging sports seats, sports instrumentation, leather-wrapped steering wheel and power windows come together to make the cab a fully equipped control centre. High output 6-cylinder and V8 engines matched to sports suspensions round off the XR formula which adds up to more serious fun than you can ever remember having.



XR interior featuring sports bucket seats, sports interior and leather-bound steering wheel.

PLUS ALL THE ACCESSORIES YOU COULD POSSIBLY WISH FOR.



Sump guard helps to protect underside of engine – it's the ultimate in protection and durability.




Extend the load carrying capability of your ute with a genuine Ford 1600kg towbar.



Cabin Tidy designed specifically for Falcon Ute to hold all those things that can get lost under the seat.




6-stack CD changer to take your favourite music wherever you go. Designed to match the interior.



Sturdy steel rope rails to fit on the inside of the pick-up well offer tie-down convenience.



Motorcycle tie-down is designed to securely harness your trail bike. Easily packed away when not in use.



Front sunvisor – a practical addition to your Falcon Ute that provides relief from the glare of the hot Aussie sun.



A tough and aerodynamic 3-inch polished alloy sports bar designed to complement your Built Ford Tough Falcon Ute.

Other options available:

Mobile phone platform

Fire extinguishers

Mudspats

Carpet mats

Rear sunshade

Bonnet protector

Headlight guards

Slimline weathershields



New Falcon Ute shown with optional sports bar, fender flares, weathershields and smartbar.

SPECIFICATIONS

MECHANICALS							
ENGINE	Intech 6-CYL OHC			V8 OHV			
	Standard	High Output		Standard	High Output		
Displacement (cc)	3984	3984		4942	4942		
Bore/stroke (mm)	92/99	92/99		102/76	102/76		
Compression ratio	9.6:1	9.6:1		9.1:1	9.1:1		
Maximum power	157kW @ 4900	164kW @ 5000		175kW @ 4600	185kW @ 5000		
Maximum torque	357Nm @ 3000	366Nm @ 3150		395Nm @ 3200	412Nm @ 3500		
Fuel tank capacity	82 Litres	82 Litres		82 Litres	82 Litres		
TRANSMISSION GEAR RATIOS							
Manual – 5-speed	1st	2nd	3rd	4th	5th	Rev	
– I6, I6 HO	3.35	1.93	1.29	1.00	0.73	3.15	
– V8, V8 HO	2.95	1.94	1.34	1.00	0.73	2.76	
Automatic – 4-speed	1st	2nd	3rd	4th		Rev	
I6, I6 HO, V8 and V8 HO	2.39	1.45	1.00	0.68		2.09	
REAR AXLE RATIO							
	I6		V8		I6 HO/V8 HO		
	Manual	Auto	Manual	Auto	Manual	Auto	
XL – 1-tonne suspension	3.45 HD	3.23 HD	3.45 HD	3.23HD			
XL – 3/4-tonne suspension	3.23	3.23	3.45 HD	3.23			
XLS – Sports suspension	3.23	3.23	3.45 HD	3.23			
XR (LSD standard) – Sports suspension					3.45	3.45	
ELECTRICAL							
	I6			V8			
Battery	12V – 56AH			12V – 56AH			
Alternator 12V	110 Amp			130 Amp			
CLUTCH							
	I6			V8			
Type	Diaphragm spring			Diaphragm spring			
Diameter	254.0 mm			268.0 mm			
STEERING							
Type	Rack and pinion, power assisted						
Turns (lock to lock)	3.1						
Turning circle (kerb to kerb)	11.5 m						
BRAKES							
Front and Rear	Disc with asbestos-free pads						
Park brake	Floor-mounted hand park brake (LHS of driver)						
– XL bench	Seat-mounted hand park brake (RHS of driver)						
ABS	Standard on XR models						
SUSPENSION TYPE							
Front	Fully independent double wishbone						
Rear	Wide Trac Hotchkiss						
TOWING CAPACITY							
	Option		Dealer Fit Option		Dealer Fit Option		
Description	Ford Approved 1600kg Rated Tow Pack (Flat Tougue Bar)		Ford Approved Heavy Duty Tow Pack (with 1600kg Rated Ball Mount Square Tube Bar)		Ford Approved 2300kg Tow Pack (with Load Distributing Hitch, Square Tube Bar)		
4 speed auto	1600kg*		1600kg*		2300kg*		
5 speed manual	1200kg		N/A		N/A		
DIMENSIONS (mm)							
EXTERIOR	XL – 1-tonne			XL – 3/4-T	XLS – Sport		XR
	SSB	AL Tray	C/Cab	SSB	AL Tray	C/Cab	SSB
Overall length	5077.0	5340.5	4938.2	5077.0	5340.5	4938.2	5077.0
Overall width (excluding mirrors)	1870.5	1908.1	1870.5	1870.5	1908.1	1870.5	1870.5
Wheelbase	3095.8	3095.8	3095.8	3095.8	3095.8	3095.8	3095.8
Front track	1566.2	1566.2	1566.2	1566.2	1566.2	1566.2	1566.2
Rear track	1546.5	1546.5	1546.5	1546.5	1546.5	1546.5	1546.5
Front overhang	917.5	917.5	917.5	917.5	917.5	917.5	917.5
Rear overhang	1063.7	1327.2	924.9	1063.7	1327.2	924.9	1063.7
CARGO							
Configuration	SSB			Aluminium Tray			
Load length – at floor level	1818.8			2209.0			
– at belt level	1848.0			2209.0			
Cargo width – between wheelhouses	1204.5			1804.0			
Rear opening width – at floor & belt level	1394.0			1804.0			
Liftover height – 1-tonne suspension	746.1			914.3			
– 3/4-tonne suspension	745.1			N/A			
Cargo depth	410.1			240.8			

*Without the Ford approved Tow Pack, the towing capacity is 500kg

**Payload – does not include the mass of vehicle occupants, options or body additions. The mass of these need to be deducted from the stated payload to give the available cargo mass.

VEHICLE MASSES (kg)								
STYLE SIDE BOX (XL)								
Series and suspension	XL – 1-tonne suspension with A/C				XL – 3/4-tonne suspension with A/C			
Engine	I6		V8		I6		V8	
Transmission	Manual	Auto	Manual	Auto	Manual	Auto	Manual	Auto
Gross vehicle mass	(2)	2740	2740	2740	2740	2420	2420	2420
Kerb mass		1620	1640	1650	1670	1600	1620	1630
**Payload (incl. occupants & options)	(1)	1120	1100	1090	1070	820	800	790
Max trailer (braked)		1200	2300	1200	2300	1200	2300	1200
Gross combination mass	(3)	3810	4790	3810	4790	3490	4470	3490
STYLE SIDE BOX (XLS AND XR)								
Series and Suspension	XLS – Sports suspension with A/C				XR – Sports suspension with A/C			
Engine	I6		V8		I6 HO		V8 HO	
Transmission	Manual	Auto	Manual	Auto	Manual	Auto	Manual	Auto
Gross vehicle mass	(2)	2190	2190	2190	2190	2220	2220	2220
Kerb mass		1620	1640	1650	1670	1650	1670	1690
**Payload (incl. occupants & options)	(1)	570	550	540	520	570	550	530
Max trailer (braked)		1200	2300	1200	2300	1200	2300	1200
Gross combination mass	(3)	3260	4240	3260	4240	3290	4270	3290
CHASSIS CAB								
Series and suspension	XL – 1-tonne suspension with A/C				XLS – Sports suspension with A/C			
Engine	I6		V8		I6		V8	
Transmission	Manual	Auto	Manual	Auto	Manual	Auto	Manual	Auto
Gross vehicle mass	(2)	2740	2740	2740	2740	2190	2190	2190
Kerb mass		1455	1475	1485	1505	1455	1475	1485
**Payload (incl. occupants, options & body)	(1)	1285	1265	1255	1235	735	715	705
Max trailer (braked)		1200	2300	1200	2300	1200	2300	1200
Gross combination mass	(3)	3810	4790	3810	4790	3260	4240	3260
ALUMINIUM TRAY								
Series and suspension	XL – 1-tonne suspension with A/C				XLS – Sports suspension with A/C			
Engine	I6		V8		I6		V8	
Transmission	Manual	Auto	Manual	Auto	Manual	Auto	Manual	Auto
Gross vehicle mass	(2)	2740	2740	2740	2740	2190	2190	2190
Kerb mass		1570	1590	1600	1620	1570	1590	1600
**Payload (incl. occupants & options)	(1)	1170	1150	1140	1120	620	600	590
Max trailer (braked)		1200	2300	1200	2300	1200	2300	1200
Gross combination mass	(3)	3810	4790	3810	4790	3260	4240	3260
FEATURES								
ENGINE & TRANSMISSION					XL		XLS	
					SSB	Chassis Cab	SSB	Chassis Cab
4.0L Intech OHC 6-cylinder					S	S	S	S
5.0 litre V8					O	O	O	O
High Performance 4.0L Intech OHC 6-Cylinder								
High performance 5.0 litre V8								S – XR6 S – XR8
– 5-speed manual transmission					S	S	S	S
– 4-speed column automatic transmission					O	O		
– 4-speed electronically controlled floor auto. transmission					O	O	O	O
– 4-speed electronically controlled floor auto. transmission with 'adaptive' shift								
Electronic engine control (EEC-V) system					S	S	S	S
MECHANICAL								
Power assisted rack and pinion steering					S	S	S	S
Anti-lock brakes (ABS) (7)					O	O	O	O
Limited slip differential (LSD) (4)					O	O	O	O
Single outlet exhaust system					S	S	S	XR6
Dual outlet exhaust system								XR8
Aluminium driveshaft					S	S	S	S

(1) Rear axle Load must not exceed; 1380kg on 3/4-tonne suspension; 1700kg on 1-tonne suspension; 1260kg on Sports suspension as measured at the tyre to ground interface.

(2) Front axle Load must not exceed; 1040kg for all models, and option combinations, as measured at the tyre to ground interface. (3) Gross Combination Mass (GCM) is the maximum combination of loaded vehicle plus loaded trailer. Payload restricted for vehicles with Sports suspension to meet ride height requirements.

SUSPENSION & BODY	XL		XLS		XR
	SSB	Chassis Cab	SSB	Chassis Cab	SSB
1-tonne suspension	O	S			
3/4-tonne suspension	S				
Sports suspension			S	S	S
Aluminium tray		O		O	
Integrated Polyethylene bedliner with tie downs and load division features	S		S		S
EXTERIOR					
15" x 6" JISO silver steel wheel	S	S			
P205/65 HR15 economy tyre	S				
P205/65 HR15 G26 cargo tyre	1-tonne Opt	S			
5-spoke 16" x 7" JISO alloy wheel			S	S	
P215/55 VR16 tyre			S	S	
5-spoke 17" x 8" JISO alloy wheel					S
P235/45 ZR17 sports tyre					S
15" x 6" JISO steel spare wheel	S	S	S	S	S
Laminated windscreen, tinted side/rear glass, heated rear glass	S	S	S	S	S
Power windows			S	S	S
Electric remote control exterior mirrors	S	S	S	S	S
Fixed Intermittent windscreen wipers	S	S			
Variable and speed sensitive intermittent wipers			S	S	S
Smartshield security system, remote central locking/keyless entry	S	S	S	S	S
Tonneau cover – black with 2 steel bows	O		S		S
Body colour door handles and bumpers	S	S	S	S	S
Body colour bodyside protection mouldings			S	S	S
Argent coloured grille	S	S			
Body colour grille			S	S	
Polycarbonate one-piece halogen headlamps	S	S	S	S	
Quad round halogen lamps					S
INTERIOR					
Driver's airbag, steering wheel mounted audio volume, station & cruise control switches where fitted	S	S	S	S	S
Charcoal perforated leather steering wheel					S
Momo steering wheel					O
Adjustable rake & reach steering column (floor shift only)	S	S	S	S	S
Cruise control	O	O	S	S	S
Cloth trimmed bench/bucket seat (5)	O	O			
Cloth trimmed bucket seats	S	S	S	S	
Cloth trimmed sports seats					S
Rubber floor covering	S	S			
Carpet floor covering	O	O	S	S	S
Adjustable seat belt height & thigh support	S	S	S	S	S
Adjustable lumbar support for driver & passenger (except for bench/bucket)	S	S	S	S	S
Quick tilt forward driver's seat	S	S	S	S	S
CFC-free air-conditioning (6)	O	O	O	O	O
Sunvisor vanity mirror (driver/passenger)	S	S	S	S	S
10W AM/FM stereo radio/cassette with 2 speakers, integrated clock and mobile phone mute feature	S	S			
Prestige 100W AM/FM stereo radio/cassette, with 4 speakers					
CD changer controls & mobile phone mute feature			S	S	S
Prestige 100W AM/FM stereo radio/single CD with 4 speakers & mobile phone mute feature			O	O	O
Power radio antenna					S
Digital clock in instrument panel, interior cargo net			S	S	S
Wiring facility for cargo lamp & high mount stop lamp	S	S	S	S	S
Child seat anchorage connection point	S	S	S	S	S
Instrument panel includes: Speedo, tachometer, fuel level, water temp	S	S	S	S	S
Distance to empty (DTE) function	S	S	S	S	S
Oil pressure, battery voltage					S
Warning lights for: Oil press, high beam, alt fail, lamps on brake fail, hand brake on, low fuel, high temp, rear demist, door ajar, seat belt, ABS*, airbag	S	S	S	S	S
Low coolant, service indicator, cruise			S	S	S
Audible warnings: Turn signal, lights on, high engine temp, low fuel	S	S	S	S	S
Low oil pressure					S

(4) Limited Slip Differential mandatory with 5.0 litre V8 engine. (5) Bench/Bucket seat fitted with Column Automatic option only, driver seat only with lumbar adjustment.

(6) Air conditioning mandatory with 6 cylinder floor auto on XLS/XR models. (7) On one-tonne utes LSD is mandatory when ABS is optioned. *Activated when option is selected if not standard.



AN OWNERSHIP EXPERIENCE YOU'RE GOING TO LOVE

Fordcare.

Fordcare is a whole range of programs, products and services designed to make Ford owners the most satisfied motor vehicle owners in Australia.

The well-being of your Ford is supported by these warranties and services:

New Vehicle Warranty.*

Covers your Ford against defects in factory materials or workmanship for the first 3 years or 100,000 km – whichever occurs first. When fitted at or prior to the time of vehicle delivery, Ford Approved Accessories are also covered by the Ford 3 Year/100,000 km 'Bumper to Bumper' Warranty.

Five Year Perforation Corrosion Warranty.*

Covers the original vehicle's body against perforation corrosion for the first five years of its life.

Lifelong Panel Warranty.*

Covers replacement of outer body panels against perforation corrosion for the life of the vehicle.

Ford Customer Assistance Centre.


We're always happy to hear from you and you will find us responsive to your needs. Customer Assistance Centre – Telephone 1800 333 306 (TOLL FREE), in Melbourne Telephone 9359 7023.

Ford Credit Financial Services.

Ford Leasing and Red Carpet Options are available to approved applicants of Ford Credit Australia Limited. Enquire at your Authorised Ford Dealer.

Fleet Communication Centre.

Our Fleet Communication Centre is available to assist fleet customers with information on Ford products and services. Telephone 1800 673 207.



Further information on these warranties and services may be obtained from your Authorised Ford Dealer.
Visit us on the Internet at <http://www.ford.com.au>

This brochure is designed to provide you with a general introduction to the Ford Products (including available optional equipment) referred to, and should be read in conjunction with the latest specification sheet. Because of changes in conditions and circumstances Ford* reserves the right, subject to all applicable laws, at any time, at its discretion, and without notice, to discontinue or change the features, designs, materials, colours and other specifications and the prices of their products, and to either permanently or temporarily withdraw any such products from the market without incurring any liability to any prospective purchaser or purchaser. The latest specification sheet should be referred to for information on the availability, ordering and use of optional equipment. Always consult an Authorised Ford Dealer for the latest information with respect to features, specifications, prices, optional equipment and availability before deciding to place an order. *FORD MOTOR COMPANY OF AUSTRALIA LIMITED. (A.C.N. 004 116 223) Registered Office: 1735 Sydney Road, Campbellfield, Victoria 3061, Australia. #Conditions and exclusions apply. See your Authorised Ford Dealer for details. Printed August 1999.

FCL 7730

