



no boundaries

EXPLORER

03



03EXPL Cover 099M3.tif



2003 EXPLORER

Antiquing, Moab, the opera, the playground. How does Ford Explorer fit into these wide-ranging experiences? Perfectly. The ability to complement so many lifestyles has made Explorer the best-selling SUV for 11 years in a row. No wonder. It's a vehicle that's been proven from the Mojave Desert to Manhattan. With its available 3rd-row seat, standard independent rear suspension and rugged new NBX model, Explorer gives you the interior versatility, smooth ride dynamics and off-road capability that other SUVs in the class are hard-pressed to match. The latest Explorer is more comfortable and versatile than ever. It's also equipped with breakthrough safety technology: the Personal Safety System™ and the available Safety Canopy™ System. Choose from seven distinctive models to find the perfect fit for your life experiences.

- 2 Limited
- 4 Eddie Bauer
- 6 NBX
- 8 XLT Sport
- 10 XLS Sport
- 12 Safety & Security
- 14 Driving Dynamics
- 16 Comfort & Convenience
- 18 NBX Interior
- 20 Specifications
- 22 Paint/Trim/Wheels
- 24 Dealer Accessories



03EXPLXLT_Red+Tree_035.tif

LIMITED

Under the skin, the Limited is Explorer-tough. But if your pursuits are sometimes more refined, it's as comfortable out on the town as it is on a gravel switchback. Inside, you'll find luxury leather seating surfaces, 6-way power, heated front bucket seats with driver-side memory (2 positions), even power adjustable accelerator and brake pedals with a memory feature. The 290-watt Audiophile sound system features a 6-disc in-dash CD player and seven premium speakers. For the ultimate in entertainment, a DVD system with wireless headphone sets is available. Third-row passengers have the most head room and leg room in the class, and their optional seat folds flat for lots of cargo room. Outside, the chrome wheels, grille and roof rails accent a monochromatic paint scheme. Limited: quietly elegant, ruggedly capable, totally luxurious.



EDDIE BAUER

The Explorer Eddie Bauer Edition has defined SUV style for more than a decade. For 2003, exterior trademarks include an Arizona Beige lower-body treatment and a satin-nickel finish on the grille and cast aluminum wheels. Luxury two-tone leather seating surfaces create a warm interior feel, and you can really heat things up with the standard 290-watt Audiophile 6-disc CD sound system. The 6-way power adjustable heated front seats with driver-side memory, as well as power adjustable accelerator and brake pedals with memory, make the front row a very comfortable place. In fact, with its generous room, optional 7-passenger seating and fashionable good looks, the Eddie Bauer is really a comfortable choice for everybody.



03EXPLEB_golfcourse_002.tif



03EXPLNBX RoofRack 052.tif

NBX

If you like to play where the pavement ends, the new Explorer NBX is built for you. 17" wheels with beefy all-terrain tires are standard. Black side step bars, body cladding, bumpers and wheel-lip moldings lend an aggressive look and help hide dings. The standard, extendable, Yakima® LoadWarrior rack system with cargo net is the innovative way to carry your toys. NBX's rugged design is reflected inside as well. Unique "Impulse" upholstery can stand up to abuse. The cargo area's soft liner was designed to fit NBX's cargo area. It comes with its own storage bag to help keep things clean and organized. And the rubber floor mats with deep channels can be washed off with a hose and then dirtied up again. Choose the Control Trac® 4x4 drivetrain for more off-road traction, and for travel in rough country, add the Off-Road Package with underbody skid plates and specially tuned suspension. When you're headed for the great wide open, there's no better way to get there than in Explorer NBX.

XLT SPORT

Take the very popular Explorer XLT, add the optional Sport Group and you've got XLT Sport, the stylish workhorse of the Explorer lineup. Platinum-gloss side step bars, cladding, wheel-lip moldings and two-tone front and rear fascias make a bold impression. And the 17" machined aluminum wheels and color-keyed door handles are handsome accents. But add the optional 3rd-row seat and XLT Sport's utility is front and center. It can take up to seven passengers with lots of gear. And properly equipped, XLT Sport will even tow up to 7160 lbs. This versatility comes with standard creature comforts to make the ride easy. Like a 6-way power adjustable driver's seat with lumbar support and an 80-watt dual media CD/cassette audio system. When you've got lots to do and want to look good doing it, XLT Sport is the right vehicle for the job.





03EXPLXLS_CityScAct_005A.tif

XLS SPORT

The 2003 XLS takes the tried-and-true ideas that have made the Explorer a best-seller and delivers them in a straight-forward, no-nonsense package. A commanding view of the road, room for five, and loads of cargo space are combined with a powerful, efficient, low-emissions V6 engine. With an independent rear suspension, you're in for a smooth ride. And front cloth bucket seats with adjustable head restraints, speed control, and a single CD/cassette audio system mean that there's no shortage of comfort. The XLS is ready to work, too. It has a standard Class II receiver hitch and a towing capacity of up to 3400 lbs. To step it up a notch, choose the XLS Sport. It adds the style of 16" aluminum wheels, wheel-lip moldings and black step bars, plus interior comforts like a high series floor console with heat/AC vents and a power point for rear passengers. Explorer XLS: The basics have never been better.

SAFETY & SECURITY



The Personal Safety System,[™] built into every Explorer, reacts in milliseconds to enhance your protection. In the event of an accident, sensors measure certain occupant conditions (such as whether or not safety belts are buckled), as well as the severity of impact. The system then adjusts the front safety belts' tension and determines if it should deploy the dual stage front airbags at one of two energy levels. Simply put, the Personal Safety System optimizes key safety features in an accident. The standard 4-wheel-disc anti-lock brakes help you avoid an accident. Explorer's safety-conscious design makes it a "Best Pick" by the Insurance Institute for Highway Safety. In its 40-mph frontal offset crash test, Explorer outperformed all other major competitors in its class.*

1 03EXPLXLT sidelamps 053.tif

1 Even if you're on foot, Explorer lights your way. **Security approach lamps** on both side mirrors cast pools of light around the front doors to make nighttime entry easier and more secure. Standard on XLT, XLT Sport, NBX, Eddie Bauer and Limited.

2 **Steel beams** in the doors help prevent intrusion during side impacts. Along with front crush zones, the beams absorb the energy of certain impacts to help protect the driver and passengers.

3 *Motor Trend* called Explorer's **Safety Canopy[™] System** "the ultimate in SUV airbags." This available system uses advanced sensors to deploy side-curtain airbags** in certain types of side-impact collisions or rollover events. The airbags cover nearly 2/3 of the 1st- and 2nd-row side glass. They remain inflated for a longer duration to enhance head protection and help keep occupants inside the vehicle. Available on all models.

4 For added peace of mind, let the available **reverse sensing system** be a second set of eyes. With a series of beeps, it alerts you to certain objects behind the vehicle to help you gauge your distance.

5 **Tether anchors** located in the floor behind the seats help to secure child safety seats in 2nd and 3rd rows. Lower seat-mounted anchors are also located in the 2nd row (outboard positions) and 3rd row.

*Includes Chevrolet TrailBlazer/Blazer, Jeep Grand Cherokee, Dodge Durango, GMC Envoy and Toyota 4Runner. **Always wear your safety belt and secure children in the rear seat.

03EXPL SideDoorBeams 006.tif

3

03EXPL sideAirBag 013.tif

5

03EXPL childlatchsystem 009.tif

4

03EXPL ReverseSen 007.tif


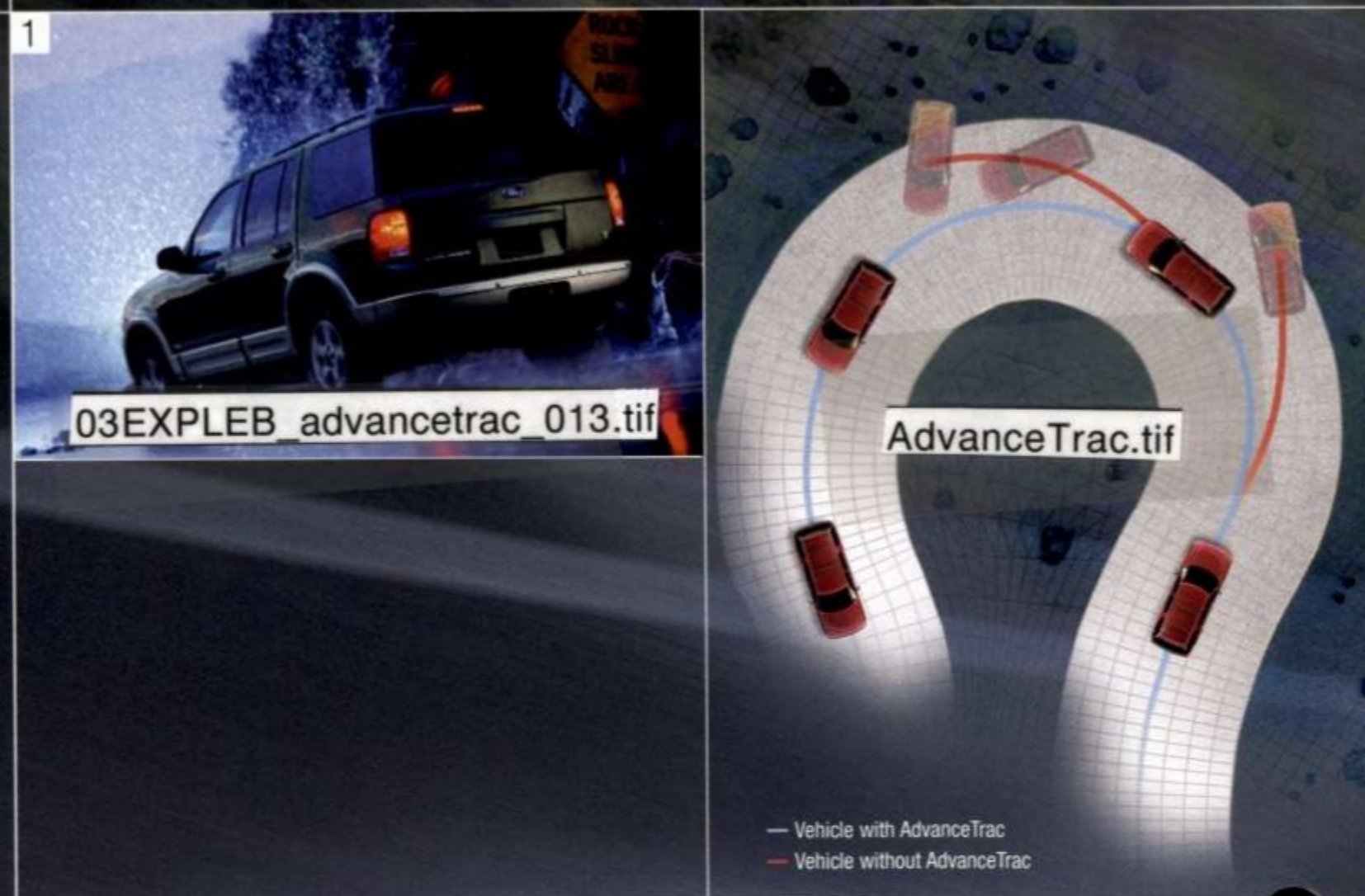


DRIVING DYNAMICS

No matter what kind of driving you do, Explorer's advanced driving dynamics systems can help make it more capable, comfortable and secure. Every Explorer features an independent rear suspension that delivers a smooth ride and precise handling. The optional AdvanceTrac™ Stability Control System further enhances the manners of V8-powered 4x2 and 4x4 models. Available All-Wheel Drive* helps limit wheel-slip to improve all-weather traction, without the need for any driver input. And the 4x4 Control Trac® system provides versatile capability, allowing the driver to choose 4x4 AUTO, 4x4 HIGH and 4x4 LOW settings. Driving dynamics systems can be ordered in different Explorer engine and drivetrain combinations to meet a wide range of driving needs.

- 1 Explorer's available **AdvanceTrac Stability Control System** enhances handling, especially on slippery road surfaces or on rough terrain. Using advanced sensors, it constantly monitors driving input and the vehicle's responses, then actively steps in, if necessary, to help maintain control. In certain understeer or oversteer situations, AdvanceTrac makes braking, traction control and throttle adjustments to correct vehicle direction to follow steering input. In fact, the system actually controls each individual wheel to counteract excessive vehicle rotation and possible vehicle spinout. And it does it almost imperceptibly.
- 2 The standard **independent rear suspension** gives Explorer its outstanding ride and handling. This suspension design allows each rear wheel to respond to road impacts without affecting the opposite wheel, resulting in a remarkably smooth, comfortable ride. Because it helps to optimize tire-to-road contact, the suspension also provides responsive handling and driving control. Its design even allowed us to raise the ground clearance while reducing step-in height.

*Late availability.



COMFORT & CONVENIENCE

Explorer has always been about space. Need people space? There's room for seven with the optional 3rd-row seat. Need cargo space? Just fold the optional 3rd-row seat down into the floor. You can even fold the 2nd-row seat multiple ways to take on people or cargo. It's a standard 60/40 split or a very flexible 40/20/40 split (with the optional 3rd-row seat). Handy storage compartments give you space to tuck things away. There's even a space under the cargo floor, thanks to the independent rear suspension. It allows for a lower rear floor and more interior room. Explorer also features a stiff bodyside with a fully boxed frame designed for a quiet, solid ride.

03EXPL_colorBar.tif

03EXPL_CntConsole_050.tif

- 1 The **290-watt digital Audiophile sound system** features a 6-disc in-dash CD player and seven premium speakers. Standard on Limited and Eddie Bauer. Optional on XLT, XLT Sport and NBX.
- 2 The **high-series center floor console**, standard on most models, includes a deep storage compartment, front and rear cupholders, power points and rear heat/AC vents.
- 3 Keep the troops entertained with the **rear-seat DVD entertainment system**.^{*} The DVD player comes with a fold-down 7" LCD screen and two wireless headphone sets. You can also play music CDs separately from the in-dash audio system. Available on most models. To the left of the fold-down screen is a convenient storage area.
- 4 Overhead **auxiliary rear climate controls** let passengers adjust their temperature and fan settings. Optional on XLT, XLT Sport, NBX, Eddie Bauer and Limited.
- 5 It's easy to find the right driving position with **power adjustable pedals**. They're optional on XLT, XLT Sport and NBX; standard on Eddie Bauer and Limited, with memory settings.
- 6 The **rear-cargo under-floor storage** is like a secret compartment.
- 7 Front-row occupants can enjoy **dual-zone electronic automatic temperature controls** in Eddie Bauer and Limited models.
- 8 The leather-wrapped steering wheel includes **duplicate audio and climate controls** on Eddie Bauer and Limited.

^{*}Late availability.

03EXPL_dvd_019.tif

3

03EXPL_rearcontrols_047.tif

03EXPL_AdjPedals_054.tif

03EXPL_Storage_057.tif

03EXPL_ClimateControl_048.tif

03EXPL_SteeringControls_047.tif

03EXPLEB_LeaInt_015B.tif



03EXPLNBX interior_021.tif



03EXPLNBX IP_023.tif

1



03EXPL_colorBar.tif

NBX INTERIOR

- 1 Welcome to the **XLT and NBX command center**. A warm steel finish surrounds the audio and climate controls. Front and center are six large gauges to keep the driver informed. And to keep you on the right path, there's a compass and a convenient outside temperature display.
- 2 NBX includes a **removable cargo liner** that takes the grime, then rinses off. When the liner is not in use, it slides into its own **storage bag**.
- 3 The **heavy-duty rubber floor mats** have deep channels to keep mud and water at bay. They're even customized with Explorer logos. Good looking and designed to keep your interior good looking, too.

Flying down a single-track in Moab. Shredding powder in Berthoud Pass. Scaling the Tennessee Wall. If your "leisure activities" include close encounters with the landscape, you'll appreciate the interior of Explorer NBX. Heavy-duty rubber floor mats make it easier to control water, mud and snow. The special "Impulse" seat fabric doesn't just look good, it's also designed for easy cleaning. NBX also has a soft cargo-area liner that is built to handle dirt and grime. Recover from your adventures in the 6-way adjustable driver's seat and relax with the standard CD/cassette audio system. Then go out and get dirty again. It's nothing NBX can't handle.

2 03EXPL Cargoliner 046.tif




3 03EXPLNBX floormats 015.tif

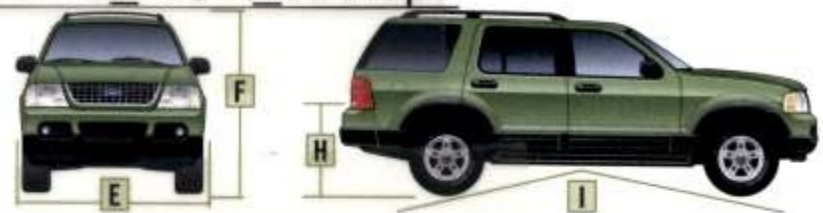


SPECIFICATIONS

03EXPL ProfileIII 032.eps



03EXPL Front 030.eps



03EXPL RearIII 031.eps



Exterior

	4x2/4x4
A. Overall length	189.5"
B. Wheelbase	113.8"
C. Overhang – rear	44.1"
D. Overhang – front	31.6"
E. Overall width	72.1"
F. Height	71.4"
G. Ground clearance (rear axle)	8.5"
H. Loadfloor height	30.7"
I. Ramp breakover angle	18.2°
J. Angle of departure	23.9°
K. Angle of approach	27.7°

Interior

1st row

Head room	39.9"
Shoulder room	59.1"
Hip room	55.0"
Leg room	42.4"

2nd row

Head room	38.9"
Shoulder room	58.9"
Hip room	54.2"
Leg room	35.9"

3rd row

Head room	39.0"
Shoulder room	52.4"
Hip room	45.3"
Leg room	34.8"

Maximum cargo volume (cu. ft.)

5-pass./7-pass.	
With 2nd-row seat upright	48.6/44.5
With rear seats folded	86.2/79.9
With 3rd-row seat upright	—/13.7

STANDARD FEATURES

Mechanical

4.0L SOHC V6 engine
4-wheel disc anti-lock braking system (ABS)
5-speed electronic automatic transmission with overdrive lockout
Axle ratio – 3.55:1
Body-on-frame construction
Fuel tank – 22.5-gallon capacity
Power rack-and-pinion steering
Stabilizer bars – Front and rear
Suspension – 4-wheel independent

Safety/Security

Personal Safety System™ for driver and front passenger – Dual stage airbags, dual threshold airbags, safety belt pretensioners, energy management retractors, safety belt usage sensing, driver's seat position sensing, crash severity sensing, and restraint control module
Autolock – Doors lock automatically when driving
Battery saver
Belt-Minder™ safety belt reminder
Brake/shift interlock
Bumpers – Energy-absorbing
Fuel pump inertia shutoff switch
Height-adjustable safety belts – 1st and 2nd rows
LATCH – Lower anchors (2nd row outboard and 3rd row) and tether anchors (2nd and 3rd rows) for child safety seats
Remote keyless entry with illuminated entry
SecuriLock™ – Passive anti-theft system
Side intrusion door beams

Seating

5-passenger seating
2nd-row 60/40 split-folding bench seat

Interior

Accessory delay for power features (includes interior cargo area lock)
Air conditioning
Assist handle
Coat hooks – 2 in rear seat area, 2 in cargo area
Dome lights – Front and cargo area
Front center floor console with storage bin, 2 front and 2 rear cupholders, power point, coin holder, tissue/map holder and pen holder
Load floor tie-down hooks – 4
Map pockets with 20-oz. beverage holders
Power door locks with rear door child safety locks
Power lock switch in cargo area
Power windows with one-touch-down driver's side feature
Speed control
Storage area under rear cargo floor
Tilt steering column
Visors with covered mirrors (dual illuminated on XLT, XLT Sport, NBX, Eddie Bauer and Limited)

Exterior

Grille – Black
Headlamps – Complex reflector
Liftgate with flip-up glass and exterior release
Power, fold-away outside mirrors (heated on Eddie Bauer and Limited)
Privacy glass (rear doors, rear quarter windows and liftgate window)
Roof rails – Black (chrome on Limited)
Solar tinted glass (windshield and front doors)
Trailer tow – Class II receiver with 4-pin connector
Windshield wipers – Front: speed-sensitive, dual-intermittent with washer; rear: intermittent with washer and defroster

MODEL-SPECIFIC FEATURES/OPTIONS

	XLS	XLS Sport	XLT	XLT Sport
Mechanical				
4.6L SOHC V8 engine	■	■	■	■
16" full-face steel wheels (16" steel spare)	■	■	■	■
16" painted cast aluminum wheels (16" steel spare)	■	■	■	■
17" machined aluminum wheels (17" aluminum spare)	■	■	■	■
P235/70R16 all-season BSW tires	■	■	■	■
P235/70R16 all-season OWL tires	■	■	■	■
P245/65R17 all-terrain OWL tires	■	■	■	■
AdvanceTrac™ Stability Control System*	■	■	■	■
Control Trac® 4WD system (4x4)	■	■	■	■
Full-time AWD system (all-wheel drive)	■	■	■	■
Limited slip rear axle	■	■	■	■
Off-Road Package (4x4 only, see description on page 21)	■	■	■	■
Safety/Security				
Autolamp – Automatic on/off headlamps	■	■	■	■
Safety Canopy™ System	■	■	■	■
Security approach lamps – Mounted in side mirrors	■	■	■	■
Seating				
Cloth trim with 1st-row low-back bucket seats	■	■	■	■
Cloth trim with 1st-row low-back sport bucket seats, power driver's seat and driver/front passenger manual lumbar supports	■	■	■	■
Leather seating surfaces (vinyl 3rd row, if equipped)	■	■	■	■
3rd-row cloth bench seat with 2nd-row 40/20/40 split-folding bench (vinyl 3rd row when ordered with leather seating surfaces)	■	■	■	■
Interior				
AM/FM stereo with single CD/cassette player (80 watts)	■	■	■	■
AM/FM Audiophile stereo with 6-disc in-dash CD player (290 watts)	■	■	■	■
Auxiliary rear climate controls	■	■	■	■
Cargo shade (not available with optional 3rd-row seat)	■	■	■	■
Electrochromic auto-dimming rearview mirror	■	■	■	■
Floor mats – Color-keyed carpeted (front and rear)	■	■	■	■
High-series center floor console – Includes storage bin, 2 front and 2 rear cupholders, front/rear power points, coin holder, tissue/map holder, pen holder and rear heat/AC vents	■	■	■	■
Leather-wrapped steering wheel	■	■	■	■
Overhead console – Includes 2 map/dome lights, ticket clip, sunglasses holder, and garage door opener holder (not available with auxiliary rear climate controls or moonroof)	■	■	■	■
Power adjustable accelerator and brake pedals	■	■	■	■
Rear-seat DVD entertainment system – Includes DVD player, ceiling-mounted pull-down 7" color LCD screen, remote control, video jacks for games and wireless headphone sets**	■	■	■	■
Exterior				
Bodyside cladding – Lower, molded-in color	■	■	■	■
Bodyside cladding – Lower, painted-platinum with two-tone fascias	■	■	■	■
Crossbars for roof rails	■	■	■	■
Fog lamps	■	■	■	■
Grille – Chrome	■	■	■	■
Keyless entry keypad – Driver's door-mounted	■	■	■	■
Power moonroof	■	■	■	■
Reverse sensing system	■	■	■	■
Running boards – Black	■	■	■	■
Side step bars – Black on XLS Sport, platinum on XLT Sport	■	■	■	■
Trailer tow prep package – Class III/IV (included with AdvanceTrac™)	■	■	■	■
Wheel-lip moldings – Medium dark platinum molded-in color; painted platinum on XLT Sport	■	■	■	■

■ Standard □ Optional — Not Available

*Requires V8 engine and power adjustable pedals. Includes 3.73 non-limited slip rear axle.

**Requires moonroof and Safety Canopy™ System in combination or auxiliary climate controls.

NBX

Eddie Bauer
Limited

Mechanical

4.6L SOHC V8 engine
17" machined aluminum wheels (17" aluminum spare)
17" satin-nickel cast aluminum wheels (17" aluminum spare)
17" chromed cast aluminum wheels (17" aluminum spare)
P245/65R17 all-terrain OWL tires
P245/65R17 all-terrain BSW tires
AdvanceTrac™ Stability Control System*
Control Trac® 4WD system (4x4)
Full-time AWD system (all-wheel drive)
Off-Road Package (4x4 only, see description lower right)

Safety/Security

Autolamp – Automatic on/off headlamps
Safety Canopy™ System
Security approach lamps – Keyless entry-activated, mounted in side mirrors

Seating

Unique "Impulse" cloth trim, 1st-row low-back sport bucket seats with power driver's seat and driver/passenger manual lumbar supports
Luxury leather seating surfaces, 1st-row heated power bucket seats with driver/passenger manual lumbar supports and 2-position driver's memory seat (two-tone on Eddie Bauer)
3rd-row cloth bench seat with 2nd-row 40/20/40 split-folding bench (vinyl 3rd row when ordered with leather seating surfaces)

Interior

AM/FM stereo with single CD/cassette player (80 watts)
AM/FM Audiophile stereo with 6-disc in-dash CD player (290 watts)
Auxiliary rear climate controls
Cargo area soft liner – Color-keyed, includes storage bag
Cargo shade (not available with optional 3rd-row seat)
Dual-zone electronic automatic temperature controls
Electrochromic auto-dimming rearview mirror
Floor mats – Heavy-duty rubber with deep grooves (front and rear)
Floor mats – Color-keyed carpeted (front and rear)
High-series center floor console – Includes storage bin, 2 front and 2 rear cupholders, front/rear power points, coin holder, tissue/map holder, pen holder and rear heat/AC vents

Homelink® universal transmitter
Leather-wrapped steering wheel (color-keyed on Eddie Bauer and Limited)
Message center
Overhead console – Includes 2 map/dome lights, ticket clip, sunglasses holder, and garage door opener holder (not available with auxiliary rear climate controls or moonroof)

Power adjustable accelerator and brake pedals – Includes memory feature on Eddie Bauer and Limited models
Rear-seat DVD entertainment system – Includes DVD player, ceiling-mounted pull-down 7" color LCD screen, remote control, video jacks for games and wireless headphone sets**
Steering wheel-mounted audio and climate controls

NBX

Eddie Bauer
Limited

Exterior

Bodyside cladding – Lower, molded-in black with two-tone black bumpers
Bodyside cladding – Lower, painted Arizona Beige accent color
Bodyside cladding – Lower, painted monochromatic body color
Crossbars for roof rails
Fog lamps
Grille – Black
Grille – Satin-nickel
Grille – Chrome
Keyless entry keypad – Driver's door-mounted
Power moonroof
Reverse sensing system
Running boards – Color-keyed
Side step bars – Black
Tow hooks – Front
Trailer tow prep package – Class III/IV (included with AdvanceTrac™)
Wheel-lip moldings – Molded-in black on NBX, painted Arizona Beige on Eddie Bauer, painted monochromatic body color on Limited
Yakima® LoadWarrior roof rack with extension and Explorer logo on front air dam

*Requires V8 engine and power adjustable pedals. Includes 3.73 non-limited slip rear axle.
**Requires moonroof and Safety Canopy™ System in combination or auxiliary climate controls.

Group Packages

XLS Sport Group

- 16" painted cast aluminum wheels
- P235/70R16 all-season OWL tires
- Medium Dark Platinum wheel-lip moldings
- High-series floor console
- Black side step bars

XLT Sport Group

- 17" machined aluminum wheels
- P245/65R17 all-terrain OWL tires
- Platinum gloss bodyside cladding, wheel-lip moldings, side step bars and two-tone front and rear fascias

NBX Appearance Package

- 17" machined aluminum wheels
- P245/65R17 all-terrain OWL tires
- Two-tone black bumpers
- Black bodyside cladding, wheel-lip moldings and side step bars
- Yakima® LoadWarrior roof rack with extension and Explorer logo
- Unique "Impulse" cloth trim
- Rubber floor mats with Explorer logo
- Cargo area soft liner with storage bag

Off-Road Package* (available on 4x4 models only)

- Skid plates for the fuel tank and transfer case
- Specially tuned shocks/suspension
- Front tow hooks

*Not available with Zinc Yellow exterior paint.

03EXPL V6Engine 058.tif

4.0L SOHC V6

03EXPL V8Engine 059.tif

4.6L SOHC V8

	4.0L SOHC V6	4.6L SOHC V8
Horsepower (hp @ rpm)	210 @ 5100	239 @ 4750
Torque (lb.-ft. @ rpm)	254 @ 3700	282 @ 4000

Trailer Towing Applications

Axle Ratio	Maximum Loaded Trailer Weight (lbs.)
3.55	4.0L V6
	3280 4x2 Class II
	3400 4x4 Class II; AWD Class II
3.73 ¹	5560 4x2 Class III/IV
	5400 4x4 Class III/IV
	5800 4x2 Class III/IV
3.73LS	5380 4x4 Class III/IV; AWD Class III/IV
	4.6L V8
	3280 4x2 Class II
3.55	3420 4x4 Class II; AWD Class II
	7160 ² 4x2 Class III/IV
	7000 ² 4x4 Class III/IV; AWD Class III/IV

Maximum weights shown are for properly equipped vehicles with required equipment and a 150-lb. driver. Weight of additional options, equipment, passengers and cargo must be deducted from this weight. For additional information, see your Ford Dealer.

¹Included with AdvanceTrac™ Stability Control System.

²Deduct 500 lbs. with 3rd-row seat with auxiliary climate controls.

Comparisons based on publicly available information and Ford certification data at time of printing. Some features discussed may be optional. Vehicles shown may contain optional equipment. Features shown may be offered only in combination with other options or subject to additional ordering requirements or limitations. Following publication of the catalog, certain changes in standard equipment, options and the like, or product delays, may have occurred which would not be included in these pages. Your Ford Dealer is the best source for up-to-date information. Ford Division reserves the right to change product specifications at any time without incurring obligations.

INTERIOR/EXTERIOR COMBINATIONS

	Medium Parchment
	Graphite
	Midnight Grey
■ ■	XLS/XLS Sport
■ ■	Oxford White
■ ■	Harvest Gold Metallic
■ ■	Red Fire Metallic*
■ ■	Aspen Green Metallic
■ ■	True Blue Metallic
■ ■	Silver Birch Metallic
■ ■	Mineral Grey Metallic
■ ■	Black
■ ■	XLT/XLT Sport
■ ■	Oxford White
■ ■	Harvest Gold Metallic (XLT)
■ ■	Red Fire Metallic*
■ ■	Estate Green Metallic (XLT)
■ ■	Aspen Green Metallic (XLT)
■ ■	Medium Wedgewood Blue Metallic (XLT)
■ ■	True Blue Metallic (XLT Sport)
■ ■	Silver Birch Metallic
■ ■	Mineral Grey Metallic (XLT)
■ ■	Black
■ ■	NBX
■ ■	Zinc Yellow*
■ ■	Red Fire Metallic*
■ ■	Silver Birch Metallic
■ ■	Mineral Grey Metallic
■ ■	Eddie Bauer
■ ■	Oxford White
■ ■	Red Fire Metallic*
■ ■	Estate Green Metallic
■ ■	Aspen Green Metallic
■ ■	Medium Wedgewood Blue Metallic
■ ■	True Blue Metallic
■ ■	Black
■ ■	Limited (Monochromatic)
■ ■	Ceramic White Tri-Coat Metallic*
■ ■	Silver Birch Metallic
■ ■	Mineral Grey Metallic
■ ■	Black

*New for 2003.



Ford uses clearcoat paint for beauty and protection. Colors shown are representative only. See your dealer for actual paint/trim options.



03EXPL_16SteelWh_024.tif



16" Full-Face Steel Wheel Standard on XLS

03EXPL_16PaintCstAl_025



16" Painted Cast Aluminum Wheel Standard on XLS Sport and XLT

03EXPLXLT_16PntCstAlu_37.tif



16" Painted Cast Aluminum Wheel Standard on XLT with 3rd-row seat or Trailer Tow Package

03EXPL_17inMacAlumW_027



17" Machined Aluminum Wheel Standard on XLT Sport and NBX

03EXPLER_17SatinNicWh_028 03EXPLLtd_17inChrmeW_029.tif



17" Satin-Nickel Wheel Standard on Eddie Bauer



17" Chromed Cast Aluminum Wheel Standard on Limited



03EXPL BikeMount_055.tif



03EXPL GrilGuardBug_040.tif



03EXPL SATNav2_042



03EXPD remotestart_063



03EXPL RoofRack_056.tif



03EXPL RFKeypad_041.tif



03EXPLEB LeaInt_051.tif



03EXSP 16inChrWheel_042

- 1 The **Quarter-Roc®** bike carrier accessory fits into the standard hitch mount and holds one or two bikes. No need to remove the carrier to access your cargo area, either — just swing the rack down, and open the gate.
- 2 Add the custom **brush/grille guard** to give your Explorer a more rugged off-road appearance. It can be coordinated to match your Explorer's exterior. A smoke-colored GE Lexan® **bug shield** is also available. It looks good and helps to keep your vehicle clean.
- 3 No need to ask for directions anymore. The **Satellite Navigation System** uses sophisticated global positioning technology to track your location and provide driving directions to your destination.
- 4 There's nothing like getting into a nice, warm vehicle to take the edge off a winter day. The **remote start system** can start your Explorer from up to 500 feet away.
- 5 Carry up to four pairs of skis with the roof rail-mounted **ski rack**.
- 6 Locked your keys in or just don't have them handy? With the **keyless entry keypad**, it's no problem. Just enter your code and you're in. And it mounts without hardware.
- 7 Sharp **16" chrome wheels** give Explorer a sleek and distinctive look that stands out on any road.
- 8 Keep everything in its place with the **cargo organizer**. It also comes with a tie-down net to help keep items secure in sharp turns or during a sudden stop.

See your dealer for these and other great Ford Dealer-installed accessories.



www.fordvehicles.com

Get information on any Ford vehicle, print e-brochures or take a look at financing and leasing options. Ford owners can enjoy the benefits of **My Ford**, a private, owners-only area of [fordvehicles.com](http://www.fordvehicles.com), designed to provide a single, convenient area to manage vehicle information, including maintenance, financing and web services. Our website also offers details about European Delivery, the Pre-Owned Ford program, Ford Credit and more. There's a world of information, but only one address to remember, [fordvehicles.com](http://www.fordvehicles.com).



Environmentally Responsible

"**Tread Lightly!**" is an educational program designed to increase the awareness of land-use regulations and responsibilities in our wilderness areas. Ford joins the U.S. Forest Service and the Bureau of Land Management in encouraging you to preserve our national forests and other public and private lands by "treading lightly."



Proud Partners of America's National Parks

Ford Motor Company is a **Proud Partner of America's National Parks**. Ford is working closely with the National Park Foundation and the National Park Service to help develop innovative transportation and environmental solutions that enable visitors to enjoy National Parks without compromising their beauty.



Ford Credit and Red Carpet Lease

Many lease managers have completed several hours of training in a Red Carpet Lease program designed to make us the best in the business. We think you'll find a Red Carpet Lease the best way to lease.

Under the New Vehicle Limited Warranty, you'll receive Bumper-to-Bumper, no-deductible coverage on your new Ford vehicle for 3 years/36,000 miles. You'll also receive unlimited-mileage, no-deductible corrosion perforation coverage for five years. Ask your Ford Dealer for a copy of this warranty.

During its 3-year/36,000-mile limited warranty period, every new Ford vehicle includes the assurance and support of a 24-hour emergency Roadside Assistance program. Roadside Assistance includes such services as fuel delivery, tire changes, jump starts, and help when you are locked out of your vehicle. Ask your Ford Dealer for complete details about this program.

Complete information on our vehicle lineup is available on our website. To get more information, please visit us at www.fordvehicles.com. Likewise, to get details on various financing options available on your new Ford vehicle, please visit www.fordcredit.com. Doing so can give you a head start before talking to your Ford Dealer about financing your new Ford vehicle.

fordvehicles.com



no boundaries

FORD. NO BOUNDARIES. WHEN YOU LIVE WITH SPIRIT AND PASSION, THE POSSIBILITIES OF LIFE AND ACHIEVEMENT ARE LIMITLESS. THERE ARE NO BOUNDARIES. EVERY PRODUCT FORD MOTOR COMPANY DESIGNS AND BUILDS IS THE DIRECT RESULT OF 100 YEARS OF THAT SPIRIT AND PASSION. IT WAS PRESENT WHEN HENRY FORD FOUNDED THE COMPANY IN 1903 AND WHEN THE FIRST AUTOMOBILE ROLLED FROM HIS WORKSHOP. TODAY, IT IS MORE ALIVE THAN EVER. THERE ARE NO BOUNDARIES TO OUR ENDLESS DRIVE TO TURN A NO INTO A RESOUNDING YES. TO GO BEYOND WHAT WE THOUGHT WAS POSSIBLE. TO CREATE AN ARRAY OF VEHICLES THAT HELP PROVIDE A PLACE WHERE FAMILY AND FRIENDS CAN CONNECT WITH EACH OTHER AS WELL AS WITH THEIR COMMUNITY. AND THERE ARE NO BOUNDARIES TO OUR DEDICATION – STRIVING TO BRING YOU THE HIGHEST QUALITY, MOST EXCITING, BEST ENGINEERED, MOST RELIABLE PRODUCTS IN THE WORLD.

