



03 RANGER






# RANGER

## CONTENTS

- 02 RANGER FX4  
LEVEL II
- 04 RANGER FX4  
OFF-ROAD
- 06 RANGER EDGE
- 08 RANGER XLT
- 10 INTERIORS  
AND FEATURES
- 12 SPECIFICATIONS
- 14 PAINT  
AND TRIM
- 15 WHEELS  
AND ENGINES
- 16 DEALER  
ACCESSORIES
- 17 CONNECTIONS

### AMERICA'S BEST-SELLING COMPACT PICKUP. 16 YEARS RUNNING.

YOU TRUST YOUR INSTINCTS. YOU HANG WITH PEOPLE YOU CAN COUNT ON, GO WHERE IT FEELS RIGHT. WHAT YOU DRIVE, THERE'S NEVER BEEN A QUESTION. IT'LL BE A TRUCK. WITHOUT A DOUBT, DEPENDABLE, FULLY FUNCTIONAL, BUT WITH STYLE. THIS IS YOUR RIDE. ONLY A FORD TRUCK WILL WORK HARD ENOUGH, PLAY LONG ENOUGH. FOR OVER 50 YEARS, FORD HAS BEEN BUILDING THE TOUGHEST, BEEFIEST PICKUPS ON THE ROAD. THESE TRUCKS HAVE EARNED THEIR ATTITUDE. PERIOD. ENTER RANGER. EFFICIENT, STRONG, ALL-MUSCULAR LOOKS AND SOLID PERFORMANCE. YOU'RE HOOKED. ONLY THE BEST-SELLING COMPACT PICKUP 16 YEARS RUNNING WILL BE ABLE TO HANDLE YOUR ADVENTURES. AND YOU KNOW THEY'RE OUT THERE, SO YOU GOTTA BE READY. WITH RANGER, YOU WILL BE.





# RANGER

## FX4 LEVEL II



A: WITH MULTIPLE SKID PLATES, THE ENGINE/OIL PAN, TRANSFER CASE AND FUEL TANK ARE STEEL CLAD AND READY FOR ACTION.

B: BILSTEIN® GAS SHOCK ABSORBERS ASK NO QUESTIONS. THEY SIMPLY DO THEIR JOB. AND THEY DO IT RIGHT.

C: SERIOUS OFF-ROADERS KNOW THE TORSSEN® REAR DIFFERENTIAL IS THE TOOL THAT'S GOING TO GET YOU IN AND OUT OF HEAVY-DUTY TERRAIN, NO PROBLEM.



THE RANGER FX4 LEVEL II CAN SNIFF OUT THE GRITTIEST, UGLIEST, MOST UNACCOMMODATING ROAD THERE IS AND TURN IT INTO A PLEASURE CRUISE. HEAVY-DUTY EQUIPMENT LIKE A MIGHTY 4.0L V6 WITH LOTS OF LOW-END TORQUE AND A MANUAL TRANSFER CASE MAKE TAMING THE ROUGH AND WILD NOT ONLY POSSIBLE, BUT A TOTAL BLAST. IT'S EQUIPPED FOR IT WITH BF GOODRICH® KO'S, RANGER'S TOUGHEST OFF-ROAD TIRES MOUNTED ON FORGED ALCOA® ALUMINUM WHEELS. DIG IN AND GRIP HARD. GO AHEAD, THROW A LITTLE SAND AROUND. THAT'S WHY YOU'RE OUT THERE, ISN'T IT?

PAVEMENT?  
WHAT'S THAT?



FX4 LEVEL II SHOWN IN BLACK.



# RANGER

## FX4 OFF-ROAD



A: YOU'RE GONNA BE LOADING UP SOME HEFTY STUFF. THESE HEAVY-DUTY TIE-DOWN HOOKS WILL HELP KEEP IT ALL IN CHECK.

B: RANGER'S SHIFT-ON-THE-FLY 4X4 SYSTEM ALLOWS YOU TO GO FROM ASPHALT TO ROUGH TERRAIN AT THE FLIP OF A SWITCH.

C: HEART-THUMPIN' TUNES FROM THE STANDARD MACH® AUDIO SYSTEM WITH AM/FM STEREO/MP3/CD PLAYER KICK OUT CLEAR AND STRONG.

**FX4**  
OFF ROAD

SOMETIMES THE STREETS GET TOO TIGHT AND YOU'VE GOTTA BREAK FREE. THAT'S WHAT RANGER FX4 OFF-ROAD WAS BUILT FOR. DEEP INSIDE ALL THAT LOOKIN'-GOOD CITY STYLE IS AN OFF-ROADER WITH TEETH TO GET YOU GONE WHEN THE NEED STRIKES. FROM THE KICKIN' MACH MP3/CD PLAYER TO THOSE 16" 5-SPOKE CAST ALUMINUM WHEELS, IT'S READY TO ESCAPE. AND IN ROCKS, MUD AND SNOW, THE HEARTY ALL-TERRAIN TREADS GET DOWN TO BUSINESS. SO WHEN IT'S TIME TO SCALE MOUNTAINS, RANGER FX4 OFF-ROAD KNOWS JUST WHAT TO DO.

MAKES MOLEHILLS  
OUT OF  
MOUNTAINS.



FX4 OFF-ROAD SHOWN IN TOREADOR RED



# RANGER

## EDGE 4X2/4X4



**A:** NO FUN-FILLED NIGHT IS COMPLETE WITHOUT JAMS. LOTS OF 'EM. SO THE 6-DISC IN-DASH CD IS STANDARD ON EDGE PLUS PACKAGES.

**B:** THEY GET YOU WHERE YOU'RE GOING, AND LOOK GOOD ALONG THE WAY. AWESOME 15" SILVER-ALUMINUM WHEELS ARE INCLUDED IN THE 4X2 EDGE PLUS PACKAGES.

**C:** THE STANDARD SECURILOCK™ PASSIVE ANTI-THEFT SYSTEM USES A DIGITALLY CODED KEY TO ENFORCE A SIMPLE RULE: NO KEY, NO START, NO WAY.

# EDGE

FORD TOUGHNESS COMBINES WITH EXCELLENT DESIGN TO GIVE YOU A RIDE THAT IS TOTAL STYLE – RANGER EDGE. WITH THE POWERFUL V6 REVVIN', AND THE AVAILABLE MP3/CD PLAYER KICKIN' BASS HARD AND CLEAR, YOU'RE TURNING HEADS AT EVERY CORNER. A RAISED POWER DOME HOOD LINE AND PAINTED-PLATINUM HONEYCOMB GRILLE MAKE A LOUD STATEMENT. AND BODY-COLOR WHEEL-LIP MOLDINGS AND COLOR-KEYED BUMPERS ARE THE EXCLAMATION POINTS. NO LONGER WILL YOU SIMPLY GET FROM PLACE TO PLACE. IN THE RANGER EDGE SUPERCAB, YOU'LL ARRIVE IN STYLE.





EDGE 4X4 SHOWN IN SONIC BLUE.

AND IT STILL LOOKS  
GOOD IN THE MORNING.



# RANGER

## XLT 4X2/4X4



A: THE AVAILABLE 4.0L V6 ENGINE KICKS OUT A MIGHTY 207 HP AND SUPPLIES 238 LB.-FT. OF HARD-WORKING TORQUE AT THE HIGH END OF THE XLT LINE.

B: THE 4-VALVE 2.3L DOHC ENGINE LAUNCHES THE RANGER XL WITH AN AUTHORITATIVE 154 LB.-FT. OF TORQUE.

C: THE OPTIONAL CLASS III HITCH RECEIVER ALLOWS YOU TO PULL MORE THAN 5000 LBS. WHEN PROPERLY EQUIPPED.

## NEVER HITS THE SNOOZE BUTTON.

AT THE END OF THE DAY, THE RANGER XLT IS ALL ABOUT PLAY. AND WHILE YOU'RE WAITING FOR THE DAY'S LABOR TO END, AN OPTIONAL 6-DISC IN-DASH CD PLAYER SUPPLIES PLENTY OF CHOICE TUNES TO KEEP YOU GOING. POWER WINDOWS, LOCKS AND MIRRORS, A REMOTE KEYLESS ENTRY SYSTEM, AND A LEATHER-WRAPPED STEERING WHEEL ARE THE COOL OPTIONS THAT MAKE YOU FEEL LIKE YOUR HARD WORK IS ALL WORTH IT.



XLT 4X2 SHOWN IN SILVER FROST WITH OPTIONAL XLT APPEARANCE PACKAGE AND SIDE STEP BARS.



REGULAR CAB - 4X2  
1640 LBS.

REGULAR CAB - 4X4  
1540 LBS.

### MAXIMUM PAYLOAD CAPABILITIES\*

SUPERCAB - 4X2  
1660 LBS.

SUPERCAB - 4X4  
1560 LBS.



REGULAR CAB - 4X2  
4100 LBS.

REGULAR CAB - 4X4  
3820 LBS.

### MAXIMUM TOWING CAPABILITIES\*

SUPERCAB - 4X2  
5860 LBS.

SUPERCAB - 4X4  
5580 LBS.

\*Maximum capabilities shown are for properly equipped vehicles with required equipment and a 150-lb. driver. Weight of additional options, equipment, passengers and cargo must be deducted from this weight. For additional information, see your Ford Dealer.



# RANGER

## INTERIORS AND FEATURES



### INTERIOR OPTIONS

**A:** RANGER EDGE AND FX4 OFF-ROAD WILL RULE THE ROAD WITH THE MACH® AUDIO SYSTEM WITH AM/FM STEREO/MP3/CD PLAYER. QUALITY AND DEFINITION OF SOUND THAT IS ABSOLUTELY INCREDIBLE. AVAILABLE ON SOME RANGER MODELS.

**B:** WANT MORE AUDIBLE OPTIONS? SELECT DUAL MEDIA, AND AM/FM, CD OR CASSETTE ARE AT YOUR BECK AND CALL.

**C:** ADD THE AM/FM STEREO/CD PLAYER TO RANGER XL AND SUDDENLY SOUND VALUES GET RICHER, COLORS GET BRIGHTER, AND DRIVING IS MORE FUN.

**D:** ANY RANGER DRIVER CAN APPRECIATE THIS OPTION. TILT STEERING WITH SPEED CONTROL. SET 'EM HOW YOU LIKE 'EM AND ROLL.

**E:** FLIP OPEN RANGER'S CENTER ARMREST CONSOLE AND YOU'LL FIND AN IMPRESSIVELY ROOMY STORAGE COMPARTMENT LARGE ENOUGH FOR TRAVEL BOOKS, TAPES AND CD'S.



### INTERIORS

**A:** RANGER'S OPTIONAL SPORT BUCKET FRONT SEATS ARE COVERED IN CLOTH AND BOLSTERED TO ENCOURAGE AN ACTIVE LIFESTYLE.

**B:** OFF-ROADERS WHO CRAVE THE CONTROL A MANUAL TRANSFER CASE OFFERS SHOULD DO THEIR ADVENTURING IN THE FX4 LEVEL II. ALSO FOUND IN THIS SPACIOUS CAB ARE SPORT BUCKET SEATS, A LEATHER-WRAPPED STEERING WHEEL, SPEED CONTROL, AND A POWER PACKAGE THAT INCLUDES POWER WINDOWS, LOCKS, MIRRORS AND REMOTE KEYLESS ENTRY.



### XLT CONTROL PANEL

PART OF THE RANGER XLT'S VERSATILITY COMES FROM A FULL-FUNCTIONING CONTROL PANEL THAT FEATURES HANDY, WELL-PLACED CONTROLS, DRIVER AND RIGHT-FRONT PASSENGER AIRBAGS,\* A TRIP ODOMETER, AND WARNING INDICATORS SUCH AS CHECK ENGINE, CHECK GAUGES AND BRAKE SYSTEM LIGHTS.

\*ALWAYS WEAR YOUR SAFETY BELT AND DEACTIVATE THE PASSENGER AIRBAG WHEN USING A REAR-FACING CHILD SAFETY SEAT.

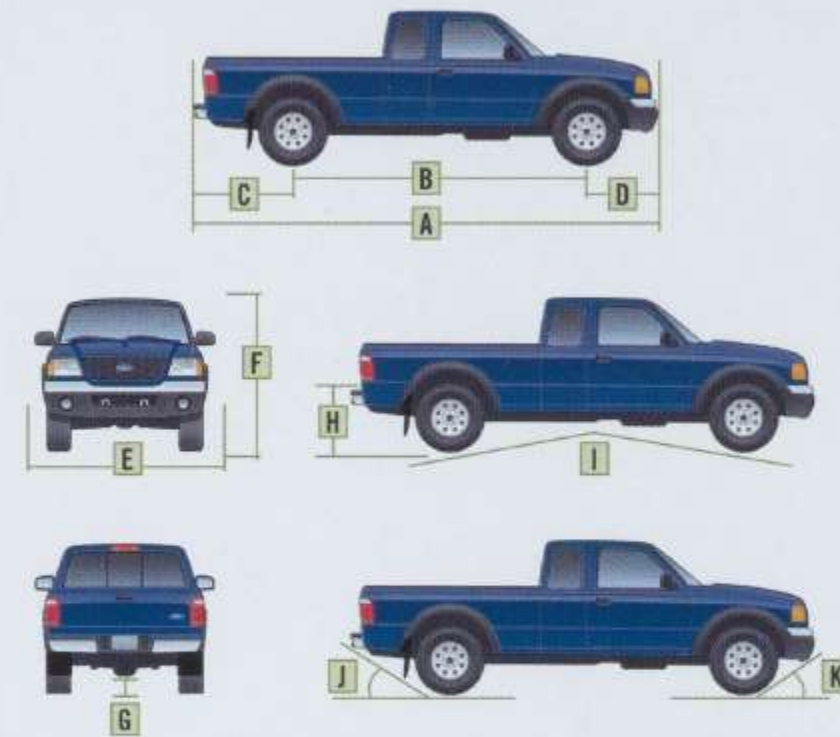


### RANGER TREMOR

LIKE TO SHAKE THINGS UP? RANGER TREMOR WILL SHAKE YOUR FILLINGS OUT WITH 485 WATTS OF PREMIUM PIONEER® AUDIOPHILE SOUND, 10" DOWN-MOUNTED SUB-WOOFER, UNIQUE GAUGES, AND LOTS OF OTHER FEATURES TO ANNOUNCE YOUR ARRIVAL.







Exterior	Regular Cab 4x2/4x4	SuperCab 4x2/4x4	SuperCab FX4 Level II
A. Overall length			
6' box	187.5"	201.7"	201.7"
7' box	199.5"	—	—
B. Wheelbase			
6' box	111.4"/111.6"	125.7"/125.9"	125.9"
7' box	117.4"/117.6"	—	—
C. Overhang – rear			
6' box	42.8"/42.6"	42.7"/42.5"	42.5"
7' box	48.8"/48.6"	—	—
D. Overhang – front	33.3"	33.3"	33.3"
E. Overall width	69.4"/70.4"	69.4"/70.4"	70.4"
F. Height	64.9"/67.9"	64.8"/67.8"	69.0"
G. Ground clearance (rear axle)	10.0"	9.8"/10.1"	9.0"
H. Ground to open tailgate height	28.5"/31.6"	27.9"/31.3"	33.0"
I. Ramp breakover angle	21.6°/20.9°	18.7°/19.4°	21.6°
J. Angle of departure	25.4°/28.5°	24.6°/29.3°	23.2°
K. Angle of approach	23.3°/23.7°	23.7°/25.8°	31.0°
Interior			
1st row			
Head room	39.3"	39.3"	39.3"
Shoulder room	53.8"	53.8"	53.8"
Hip room	52.7"	52.7"	52.7"
Leg room	42.4"	42.4"	42.4"
2nd row			
Head room	—	33.3"	33.3"
Shoulder room	—	15.0"	15.0"
Hip room	—	19.6"	19.6"
Leg room	—	40.4"	40.4"
Cargo Area	6'7"/Flareside	6'/Flareside	6'
Volume (cu. ft.)	37.3/43.4/35.8	37.3/35.8	37.3
Length at floor	72.2"/84.7"/72.2"	72.2"	72.2"
Width at wheelhouse	40.4"	40.4"	40.4"
Width at top of box	54.2"/54.2"/45.8"	54.2"/45.8"	54.2"
Height	16.4"/16.4"/16.7"	16.4"/16.7"	16.4"

## STANDARD FEATURES

## Safety/Security

Airbags\* – Driver and right-front passenger  
Belt-Minder™ safety belt reminder  
Brake/shift interlock  
Passenger airbag deactivation switch  
Safety belt energy management retractors – Front outboard positions  
Safety belt pretensioners – Front outboard  
SecuriLock™ – Passive anti-theft system  
Side intrusion door beams

## Mechanical

100,000-mile tune-up interval\*\*  
4-wheel anti-lock braking system (ABS)  
Battery saver – Deactivates interior lights after 20 minutes  
Body-on-frame construction  
Electronic 2-speed shift-on-the-fly 4-wheel-drive system (4x4 models only)  
Electronic brake force distribution (EBD)  
Lightweight aluminum hood  
Power front disc/rear drum brakes  
Power rack-and-pinion steering  
Quick-release tailgate  
Stabilizer bar – Front  
Styleside bed  
Suspension – Front: independent Short- and Long-Arm; rear: 2-stage leaf springs

## Interior

Coat hook – In rear of cab  
Floor console – Includes 2 cupholders  
Front dome light  
Power point – 12-volt  
Shoulder belt height adjusters – Front outboard positions  
Tachometer

## Exterior

2-door Regular Cab  
Cargo tie-down hooks – 4 in cargo box  
Dual side-view mirrors  
Solar tinted glass  
Tow hooks – Front (4x4 models only)  
Trailer tow – Class II receiver with 4-pin connector  
Windshield wipers – Variable-intermittent

\*Always wear your safety belt and deactivate the passenger airbag when using a rear-facing child safety seat.

\*\*Under normal driving conditions with regular fluid and filter changes.

Competitive comparisons based on publicly available information and Ford certification data at time of printing. Some features discussed may be optional. Vehicles shown may contain optional equipment. Features shown may be offered only in combination with other options or subject to additional ordering requirements or limitations. Following publication of the catalog, certain changes in standard equipment, options and the like, or product delays, may have occurred which would not be included in these pages. Your Ford Dealer is the best source for up-to-date information. Ford Division reserves the right to change product specifications at any time without incurring obligations.

## MODEL-SPECIFIC FEATURES/OPTIONS

	XL 4x2	Edge 4x2	Edge 4x4	XLT 4x2	XLT 4x4
<b>Mechanical</b>					
2.3L DOHC 16-valve I4 engine	■	■	■	■	■
3.0L OHV 12-valve V6 engine	■	■	■	■	■
4.0L SOHC 12-valve V6 engine	■	■	■	■	■
5-speed manual transmission	■	■	■	■	■
5-speed automatic transmission	■	■	■	■	■
15" argent steel wheels (4)	■	■	■	■	■
15" 7-spoke silver styled-steel wheels (4)	■	■	■	■	■
15" silver-aluminum wheels (4)	■	■	■	■	■
15" 7-spoke chrome styled-steel wheels (4)	■	■	■	■	■
16" cast aluminum wheels (4)	■	■	■	■	■
16" 5-spoke cast aluminum wheels (4)	■	■	■	■	■
Spare – Compact	■	■	■	■	■
Spare – Limited-service	■	■	■	■	■
P225/70R15 all-season BSW tires (4)	■	■	■	■	■
P235/75R15 all-terrain OWL tires (4)	■	■	■	■	■
P245/75R16 all-terrain OWL tires (4)	■	■	■	■	■
Axle ratio – 3.55:1	■	■	■	■	■
Axle ratio – 3.73:1	■	■	■	■	■
Axle ratio – 4.10:1	■	■	■	■	■
Limited-slip rear axle	■	■	■	■	■
<b>Seating</b>					
Front 60/40 vinyl split-bench seat	■	■	■	■	■
Front 60/40 cloth split-bench seat	■	■	■	■	■
Front cloth sport bucket seats	■	■	■	■	■
Rear vinyl jump seats (SuperCab models only – standard 4-door)	■	■	■	■	■
<b>Interior</b>					
Air conditioning†	■	■	■	■	■
AM/FM stereo with clock and 2 speakers	■	■	■	■	■
AM/FM stereo with CD, clock and 4 speakers	■	■	■	■	■
AM/FM stereo with CD/cassette dual media, clock and 4 speakers	■	■	■	■	■
MACH® AM/FM stereo with MP3/CD, clock and 4 speakers	■	■	■	■	■
AM/FM stereo with 6-disc in-dash CD player, clock and 4 speakers	■	■	■	■	■
Assist handle – Driver/passenger side	■	■	■	■	■
Black vinyl floor covering (textured on Edge)	■	■	■	■	■
Carpeted floor covering	■	■	■	■	■
Door trim panels with map pockets	■	■	■	■	■
Floor mats – Color-keyed (front only)	■	■	■	■	■
Leather-wrapped steering wheel	■	■	■	■	■
Power Equipment Group – Includes power windows, power door locks and remote keyless entry system	■	■	■	■	■
Tilt steering wheel with speed control	■	■	■	■	■
<b>Exterior</b>					
2-door SuperCab	■	■	■	■	■
4-door SuperCab	■	■	■	■	■

■ Standard ■ Select Availability □ Optional — Not Available

†Required with automatic transmission, optional with manual transmission on XL 4x2.  
Discounted equipment on all other models.

## MODEL-SPECIFIC FEATURES/OPTIONS (CONTINUED)

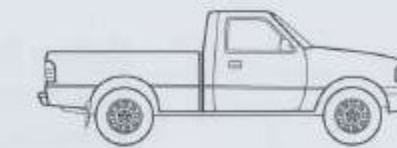
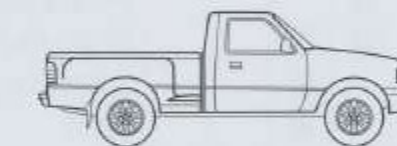
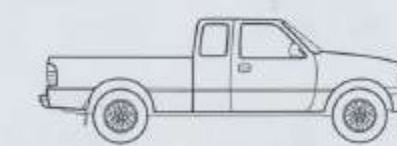
	XL 4x2	Edge 4x2	Edge 4x4	XLT 4x2	XLT 4x4
<b>Exterior (continued)</b>					
Bumpers – Painted	■	■	■	■	■
Bumpers – Color-keyed	■	■	■	■	■
Bumpers – Chrome (included in XLT 4x2 Appearance Package)	■	■	■	■	■
Bedliner – Under rail	■	■	■	■	■
Bright Appearance Package – Includes chrome bed rails, step bars and chrome-tip exhaust (not available with Flareside or hard tonneau cover)	■	■	■	■	■
Cargo box – 6'	■	■	■	■	■
Cargo box – 7'	■	■	■	■	■
Cargo box hard tonneau cover with over-the-rail bedliner (not available with Flareside box, under-rail bedliner or Bright Appearance Package)	■	■	■	■	■
Cargo cage bed extender (not available with hard tonneau cover, Flareside box or bedliner)	■	■	■	■	■
Edge Plus Package – Includes P235/75R15 all-terrain OWL tires, 15" silver machined-aluminum wheels and AM/FM stereo with 6-disc in-dash CD player, clock and 4 speakers	■	■	■	■	■
Flareside box	■	■	■	■	■
Fog lamps	■	■	■	■	■
Grille – Color-keyed surround and painted-platinum bars	■	■	■	■	■
Grille – Color-keyed surround and painted-platinum honeycomb	■	■	■	■	■
Grille – Color-keyed surround and chrome bars	■	■	■	■	■
Mud flaps – Rear	■	■	■	■	■
Privacy glass – Rear	■	■	■	■	■
Side step bars	■	■	■	■	■
Sliding rear window	■	■	■	■	■
Tow hooks – Front	■	■	■	■	■
Trailer tow – Class III receiver	■	■	■	■	■
XLT Appearance Package – Includes P225/70R15 all-season OWL tires, 15" 7-spoke chrome styled-steel wheels, chrome bumpers, chrome bars grille insert	■	■	■	■	■
XLT 4x4 Value Package – Includes 16" 5-spoke painted cast aluminum wheels, front tow hooks, black textured vinyl floor covering, power dome hood, chrome bumper, body-color grille with honeycomb insert (available on 2-door SuperCab only)	■	■	■	■	■

	Tremor 4x2	FX4 4x4	FX4 Level II 4x4
<b>Mechanical</b>			
3.0L OHV 12-valve V6 engine	■	■	■
4.0L SOHC 12-valve V6 engine	■	■	■
5-speed manual transmission	■	■	■
5-speed automatic transmission	■	■	■
15" 8-hole Alcoa® forged-aluminum wheels (4)	■	■	■
16" 5-spoke machined-aluminum wheels (4)	■	■	■
16" 5-spoke cast aluminum wheels (4)	■	■	■
P235/70R16 all-season OWL tires (4)	■	■	■
P245/75R16 all-terrain OWL tires (4)	■	■	■
31"10.5" BF Goodrich® KO all-terrain tires (4)	■	■	■
Spare – Limited-service	■	■	■
Axle ratio – 4.10:1	■	■	■
Bilstein® shock absorbers	■	■	■

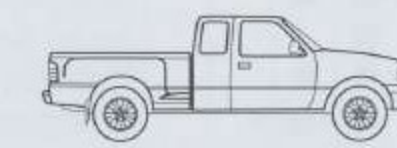
	Tremor 4x2	FX4 4x4	FX4 Level II 4x4
<b>Mechanical (continued)</b>			
Limited-slip rear axle	■	■	■
Limited-slip rear axle – Torsen®	■	■	■
Skid plates	■	■	■
<b>Seating</b>			
Front 60/40 cloth split-bench seat	■	■	■
Front cloth sport bucket seats	■	■	■
Rear vinyl jump seats (SuperCab models only)	■	■	■
<b>Interior</b>			
Air conditioning*	■	■	■
AM/FM stereo with CD/cassette dual media, clock and 4 speakers	■	■	■
MACH® AM/FM stereo with MP3/CD, clock and 4 speakers	■	■	■
AM/FM stereo with 6-disc in-dash CD player, clock and 4 speakers	■	■	■
Tremor AM/FM Audiophile Sound System powered by Pioneer® – Includes CD/cassette dual media with clock, enclosed high-output amplifier with 10" sub-woofer, four 6" x 8" coaxial speakers, higher output alternator, and 485 peak watts of maximum power	■	■	■
Assist handle – Driver/passenger side	■	■	■
Black vinyl floor covering – Textured	■	■	■
Carpeted floor covering	■	■	■
Door trim panels with map pockets	■	■	■
Floor mats – Color-keyed (front only)	■	■	■
Floor mats – Vinyl all-weather spill-containing	■	■	■
Leather-wrapped steering wheel	■	■	■
Power Equipment Group – Includes power windows, power door locks and remote keyless entry system	■	■	■
Tilt steering wheel with speed control	■	■	■
<b>Exterior</b>			
2-door SuperCab	■	■	■
4-door SuperCab	■	■	■
Bumpers – Color-keyed	■	■	■
Bumpers – Chrome	■	■	■
Bedliner – Under rail	■	■	■
Cargo box – 6'	■	■	■
Cargo box hard tonneau cover with over-the-rail bedliner (not available with Flareside box, under-rail bedliner or Bright Appearance Package)	■	■	■
Cargo cage bed extender (not available with hard tonneau cover, Flareside box or bedliner)	■	■	■
Flareside box	■	■	■
Fog lamps	■	■	■
Grille – Painted-platinum honeycomb	■	■	■
Grille – Black	■	■	■
Mud flaps – Rear	■	■	■
Privacy glass – Rear	■	■	■
Side step bars	■	■	■
Sliding rear window	■	■	■
Tow hooks – Front, black	■	■	■
Tow hooks – Front, stainless steel	■	■	■
Trailer tow – Class III receiver	■	■	■

\*Required with automatic transmission, optional with manual transmission on XL 4x2.  
Discounted equipment on all other models.

Alcoa® is a registered trademark of Alcoa, Inc.  
Bilstein® is a registered trademark of Krupp Bilstein of America.  
BF Goodrich® is a registered trademark of Michelin.  
Pioneer® is a registered trademark of Pioneer North America, Inc.  
Torsen® is a registered trademark of Zexel Torsen, Inc.

REGULAR CAB  
STYLESIDEREGULAR CAB  
FLARESIDE

SUPERCAB STYLESIDE



SUPERCAB FLARESIDE



INTERIOR/EXTERIOR COMBINATIONS

			Medium Pebble
			Dark Graphite
			Ebony/Red
			Ebony/Blue
			XL
			Oxford White
			Arizona Beige Metallic
			Bright Red
			Silver Frost Metallic
			Black
			Edge
			Oxford White
			Bright Red
			Sonic Blue Metallic
			Black
			Tremor
			Bright Red
			Sonic Blue Metallic
			Black
			XLT and FX4 Off-Road
			Oxford White
			Arizona Beige Metallic
			Bright Red
			Toreador Red Metallic
			Dark Highland Green Metallic
			Sonic Blue Metallic
			Deep Wedgewood Blue Metallic
			Silver Frost Metallic
			Black
			FX4 Level II
			Oxford White
			Bright Red
			Sonic Blue Metallic
			Silver Frost Metallic
			Black



Oxford White



Arizona Beige Metallic



Bright Red



Toreador Red Metallic



Dark Highland Green Metallic



Sonic Blue Metallic



Deep Wedgewood Blue Metallic



Silver Frost Metallic




Black

Ford uses clearcoat paint for beauty and protection. Colors shown are representative only. See your dealer for actual paint/trim options.



Medium Pebble Cloth



Medium Pebble Vinyl



Dark Graphite Cloth




Dark Graphite Vinyl



Ebony/Red Cloth



Ebony/Blue Cloth



15" Argent Steel Wheel  
Standard on XL



15" 7-Spoke Silver Styled-Steel Wheel  
Standard on Edge and XLT 4x2



15" 7-Spoke Chrome Styled-Steel Wheel  
Available on XLT 4x2 Appearance Package



15" Silver-Aluminum Wheel  
Available on Edge Plus 4x2



16" Cast Aluminum Wheel  
Included on Edge Standard and XLT 4x4s



16" 5-Spoke Cast Aluminum Wheel  
Standard on selected Edge and XLT 4x4s



15" 8-Hole Forged-Aluminum Wheel  
Standard on FX4 Level II



16" 5-Spoke Machined-Aluminum Wheel  
Standard on Tremor

HORSEPOWER AND TORQUE

2.3L DOHC 16-Valve I4

Horsepower: 143 hp @ 5250 rpm

Torque: 154 lb.-ft. @ 3750 rpm

3.0L OHV 12-Valve V6

Horsepower: 154 hp @ 5200 rpm

Torque: 180 lb.-ft. @ 3900 rpm

4.0L SOHC 12-Valve V6

Horsepower: 207 hp @ 5250 rpm

Torque: 238 lb.-ft. @ 3000 rpm

Maximum Loaded Trailer Weight (lbs.) – Automatic Transmission

Engine	Axle Ratio	GCWR (lbs.)	Regular Cab		SuperCab	
			4x2	4x4	4x2	4x4
2.3L DOHC I4	4.10	5500	2240	—	—	—
3.0L OHV V6	3.73	7500	4100	—	3940	—
	4.10 <sup>1</sup>	7500	4000	—	3800 <sup>1</sup>	—
	4.10	7500	—	3820	—	—
4.0L SOHC V6	3.55	9500	—	—	5860	—
	3.55 <sup>1</sup>	9500	—	—	5740	—
	3.73/4.10	9500	—	—	—	5580 <sup>2</sup>

Maximum Loaded Trailer Weight (lbs.) – Manual Transmission

Engine	Axle Ratio	GCWR (lbs.)	Regular Cab		SuperCab	
			4x2	4x4	4x2	4x4
2.3L DOHC I4	3.73	4800	1640	—	—	—
3.0L OHV V6	3.73	6000	2640	—	2480	—
	4.10 <sup>1</sup>	6000	2540	—	2340	—
	4.10	6000	—	2360	—	—
4.0L SOHC V6	3.55 <sup>1</sup>	7000	—	—	3280	—
	4.10	7000	—	—	—	3120 <sup>3</sup>

<sup>1</sup> Ranger Edge only. <sup>2</sup> 5160 lbs. with FX4 Level II. <sup>3</sup> 2700 lbs. with FX4 Level II.





- 1 Step out in style. **Chrome step bars** at your service.
- 2 **Color-keyed running boards** blend in nicely.
- 3 OK guys, now there's really no need to ask for directions. The **Satellite Navigation System** helps you keep your bearings.
- 4 Start your engines, then get in. Crazy? Like a fox. Hit the blue **remote start** button and start your truck from up to 500 feet away. Perfect for those cold mornings.
- 5 The **Beddy Jo Bike Carrier** by Yakima attaches directly to the bed and secures up to two bikes. Also offered is the black rubber **bed mat**, designed to protect the bed surface.
- 6 The **lockable hard tonneau cover** flips open from the front or back. Its center divider creates two large compartments to keep things organized and under lock and key. Also available is the heavy-duty **bedliner** and **tailgate protector**.
- 7 We're sorry, but all the stuff you see in the photo is not included in the price of the **bed tent**. And we especially mean the cool Ranger under it.



See your dealer for these and other great Ford Dealer-installed accessories.



#### www.fordvehicles.com

Get information on any Ford vehicle, print e-brochures or take a look at financing and leasing options. Ford owners can enjoy the benefits of **My Ford**, a private, owners-only area of [fordvehicles.com](http://www.fordvehicles.com), designed to provide a single, convenient area to manage vehicle information, including maintenance, financing and web services. Our website also offers details about European Delivery, the Pre-Owned Ford program, Ford Credit and more. There's a world of information, but only one address to remember, [fordvehicles.com](http://www.fordvehicles.com).



When you purchase or lease a quality Ford vehicle, you want your ownership experience to be satisfying, pleasurable and as worry-free as possible... and so do we. That's why we created the Ford Extended Service Plan. ESP provides "Peace of Mind" protection designed to cover key vehicle components and protect you from the cost of unexpected repairs. Ask your dealer for a Ford Extended Service Plan backed by Ford Motor Company and honored at all Ford dealerships.

#### Ford Extended Service Plan – "Peace of Mind" Protection

- The VALUE You Want
- The SECURITY You Need
- And the CONFIDENCE You Deserve

#### Affiliations

Built Ford Tough Truck is the official and exclusive automotive sponsor of the **Vans Triple Crown Series**. The top athletes in these thrilling and respected sports continue to prove that there is true skill and agility involved. And, like Ranger, they're rugged and strong.

In addition, Ford created the **Ranger Team Athletes** program in which one athlete from each of the six core sports was chosen. These highly talented athletes, both male and female, were specifically chosen because they project a positive image to today's youth and represent Ford Ranger extremely well.

Getting on the back of a 2000-lb. bull and tying your hand to it takes a whole lot of toughness. Staying on it for 8 seconds takes great skill and determination. Not everyone can do it. That's why Ford Trucks is proud to be a sponsor of the **Professional Bull Riders**.

The Ford Division of Ford Motor Company became a "founding partner" of the **Country Music Hall of Fame & Museum** with the announcement of a \$4 million donation to help underwrite the cost and programming of the museum's new facility in downtown Nashville.



#### Ford Credit and Red Carpet Lease

Many lease managers have completed several hours of training in a Red Carpet Lease program designed to make us the best in the business. We think you'll find a Red Carpet Lease the best way to lease.

Under the New Vehicle Limited Warranty, you'll receive Bumper-to-Bumper, no-deductible coverage on your new Ford vehicle for 3 years/36,000 miles. You'll also receive unlimited-mileage, no-deductible corrosion perforation coverage for five years. Ask your Ford Dealer for a copy of this warranty.

During its 3-year/36,000-mile limited warranty period, every new Ford vehicle includes the assurance and support of a 24-hour emergency Roadside Assistance program. Roadside Assistance includes such services as fuel delivery, tire changes, jump starts, and help when you are locked out of your vehicle. Ask your Ford Dealer for complete details about this program.

Complete information on our vehicle lineup is available on our website. To get more information, please visit us at [www.fordvehicles.com](http://www.fordvehicles.com). Likewise, to get details on various financing options available on your new Ford vehicle, please visit [www.fordcredit.com](http://www.fordcredit.com). Doing so can give you a head start before talking to your Ford Dealer about financing your new Ford vehicle.



[fordvehicles.com](http://fordvehicles.com)



**FORD. NO BOUNDARIES.** WHEN YOU LIVE WITH SPIRIT AND PASSION, THE POSSIBILITIES OF LIFE AND ACHIEVEMENT ARE LIMITLESS. THERE ARE *NO BOUNDARIES*. EVERY PRODUCT FORD MOTOR COMPANY DESIGNS AND BUILDS IS THE DIRECT RESULT OF 100 YEARS OF THAT SPIRIT AND PASSION. IT WAS PRESENT WHEN HENRY FORD FOUNDED THE COMPANY IN 1903 AND WHEN THE FIRST AUTOMOBILE ROLLED FROM HIS WORKSHOP. TODAY, IT IS MORE ALIVE THAN EVER. THERE ARE *NO BOUNDARIES* TO OUR ENDLESS DRIVE TO TURN A NO INTO A RESOUNDING YES. TO GO BEYOND WHAT WE THOUGHT WAS POSSIBLE. TO CREATE AN ARRAY OF VEHICLES THAT HELP PROVIDE A PLACE WHERE FAMILY AND FRIENDS CAN CONNECT WITH EACH OTHER AS WELL AS WITH THEIR COMMUNITY. AND THERE ARE *NO BOUNDARIES* TO OUR DEDICATION – STRIVING TO BRING YOU THE HIGHEST QUALITY, MOST EXCITING, BEST ENGINEERED, MOST RELIABLE PRODUCTS IN THE WORLD.



*Ford Motor Company*  
100 YEARS