

UNBREAKABLE



The all new Hilux

UNBREAKABLE



UNBREAKABLE

UNBREAKABLE



UNBREAKABLE



Improvements to the new HiLux.

New quieter,
more car-like
interior.

Three new, more
powerful fuel
injected engines.

All new
stronger,
safer, more
spacious
bodies.



New
Australian
developed
suspension
calibrations.

Increased
fuel tank
capacities.

Rugged new
independent front
suspension on 4x4
models, with
increased travel
and ground
clearance.

Since its introduction in 1968, over 10 million HiLuxes have been sold worldwide. In that time, it has become Australia's number 1 selling pick-up and commercial vehicle,



*Approximately 300,000kms travelled
and no sign of stopping.*

earning a well deserved reputation as a thoroughly reliable, unbreakable workhorse. You probably thought they couldn't come any tougher. Well

you were wrong. Toyota's new 6th generation HiLux goes even further and will no doubt build upon its enviable reputation. We've combined improved performance, reliability and durability with comfort and safety. Add to this low running costs and you can see why the new HiLux is perfectly designed for Australian conditions, serving not only as




441,879km and still working 7 days

business transport but as a recreational vehicle. Extensively tested in Australia, the new sporty, powerful and tough design includes a more stylish body together with exterior

colours that offer an alternative to those of traditional commercial vehicles. There's no doubt. The new HiLux is the next generation pick-up truck.



227,781km - unbreakable!



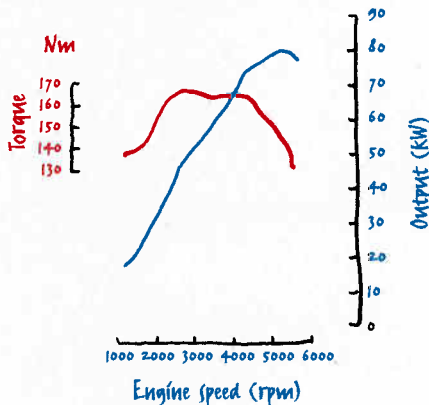
HILUX

4x2 Double-Cab model shown

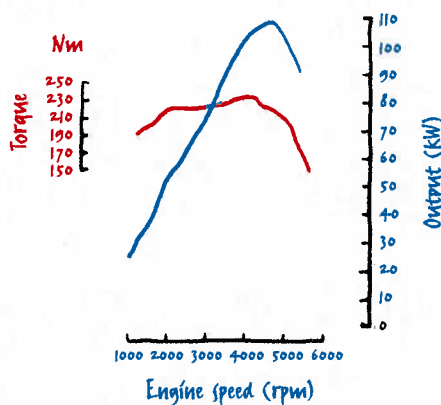


PERFORMANCE & HANDLING. The new HiLux offers the ultimate in power. With a choice of three new engines in the range, HiLux has an engine to suit your requirements. The Workmate's new "1RZ-E" 2.0 litre fuel injected engine offers excellent performance, low fuel consumption, low exhaust emissions and high reliability. It has impressive maximum power (80kW/5200rpm) and maximum torque (166Nm/2800rpm). With the only twin cam multi-valve engine in its class and, as a result, the most power (108kW/4800rpm) and torque (235Nm/4000rpm) in its class, the new HiLux's "3RZ-FE" 2.7 litre fuel injected 4 cylinder engine offers high performance, low fuel consumption, exceptional efficiency and impressive output. With its twin balance shafts, it also offers unrivalled smoothness.

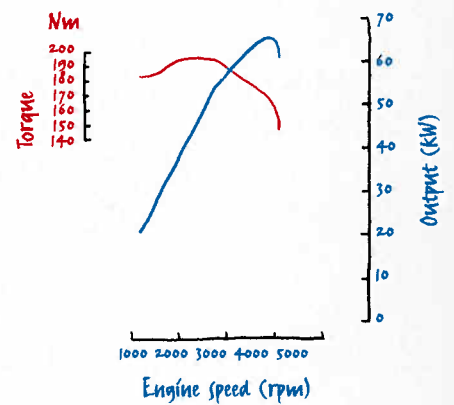
Torque/performance 1RZ-E Engine




Torque/performance 3RZ-FE Engine




Torque/performance 5L Engine



The new "5L" 3.0 litre diesel engine offers impressive maximum power (65kW/4000rpm) and maximum torque (197Nm/2400rpm), combining high performance with low fuel consumption. It's also exceptionally quiet and has a direct acting overhead cam shaft, making it easy to service. Handling characteristics are greatly enhanced with the adoption of independent double wishbone front suspension in the 4x4 models, giving significantly improved ride and high speed stability. Extensive testing in Australia means the new HiLux is perfectly designed for Australian conditions.




The new 2 litre petrol engine has 38% more power and 19% more torque than the superseded engine.




A new power steering system incorporating a rotary non-linear type pump gives greater high speed stability and feel, making driving that much easier.

(Workmate model excluded.)



The new 2.7 litre EFI twin cam petrol engine provides a whopping 44% increase in power and a 27% increase in torque over the previous engine.

The Hilux 4x4's independent front suspension is the best in its class, with upper torsion bars for maximum ground clearance, and forged lower knuckles for superior strength and durability. Front double wishbone-type suspension continues in all 4x2 vehicles for good ride comfort, handling and stability.



The use of a High Altitude Compensator on the fuel pump in the new 3.0 litre diesel engine ensures oil quality is maintained longer for less engine wear, thereby increasing its reliability.

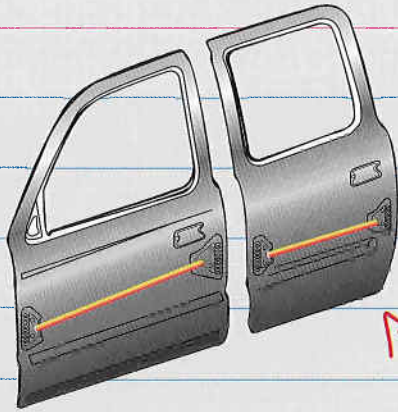


Hilux 4x4 Double-Cab SR5 models have Toyota's unique ADD system for positive 4WD engagement on the move.

"IF THE HILUX EVER BLOWS UP, I'LL GO BACK TO A HORSE AND BUGGY, THAT'D BE THE ONLY THING AS RELIABLE."

RAYMOND BURROWS, TANUNDA SA.

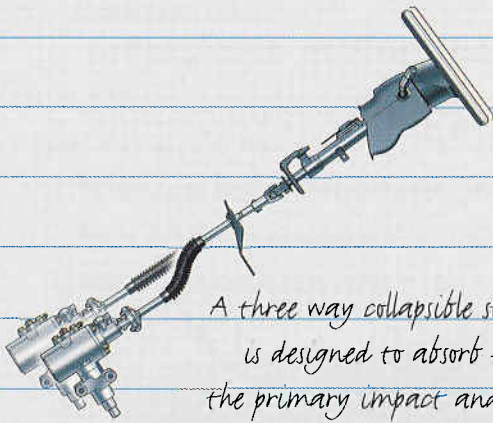




Side impact beams for all doors, together with reinforced pillars, offer protection in the event of a side collision.


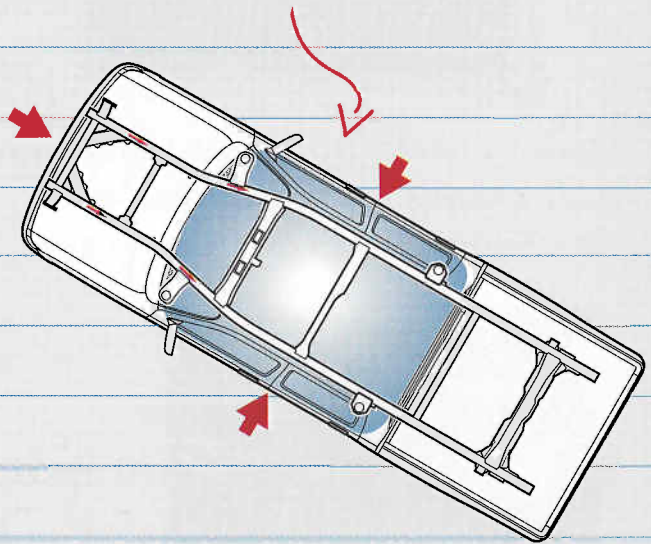


The Hilux features 3-point Emergency Locking Retractor (ELR) seat belts on the front and rear outer seats.



A three way collapsible steering column is designed to absorb energy from the primary impact and the secondary impact should the driver come into contact with the steering wheel, during an accident.

Toyota has utilised advanced reinforcement engineering to create a stronger body, while making it lighter.




The new Hilux has a full GOA body (Global Outstanding Assessment).

This means that we at Toyota review all future foreseeable safety regulations worldwide, then design our vehicles to exceed those future requirements, such as the 40% off-set deformable crash test. This ensures that our safety technology is always one step ahead.

"YOU CAN BORROW MY KNIFE, MAYBE MY DOG, NEVER THE WIFE AND NEVER, NEVER MY HILUX"

BRUCE ARMSTRONG WITH ARABELLA AND HAMISH, CORYNNIA STATION, CARRATHOOL NSW.



SAFETY. In its class, HiLux is the undisputed leader in safety. Both active and passive safety features help you avoid an accident and help protect you should an accident occur. HiLux is also the only vehicle in its class to offer the combined option of dual airbags SRS, ABS anti-skid brakes and force limiting front seat belt pre-tensioners. These seat belts were only recently introduced to luxury cars and HiLux is the first vehicle in its class with this feature. A seat belt warning indicator reminds occupants to buckle-up. Other passive safety features include a full Toyota GOA safety body incorporating Collision Impact Absorbing Structures, front and rear, a three-way collapsible steering column, a stronger high strength steel body, increased cabin rigidity, side impact beams for all doors and a fuel cut-off valve. In terms of active safety,



Toyota has gone to great lengths to improve on-road performance. The optional ABS Anti-skid Brake System* helps prevent wheel lock-up and assists driver control in slippery conditions or emergency braking situations. Independent front suspension on the 4x4 and new steering increases high speed stability. Higher seating, larger outer mirrors, halogen head lamps and a wiper fin for the wiper arm mean greater visibility.

*Available in combination with a dual airbag SRS and force limiting pre-tensioner front seat belts.



DURABILITY. The words durability and reliability go hand in hand when you're talking about HiLux. That's because it's been extensively tested in outback Australia, to ensure it's perfectly designed for rugged Australian conditions. A full box chassis

rail, increased stiffening around the firewall, the use of high strength steel and a one piece body side, all increase body toughness and rigidity, while the inner door panel and frame are integrated and reinforced to improve frame stiffness. The use of anti-corrosion steel has been increased, while soft chip primer and PVC coating helps prevent stone chipping which can initiate corrosion. And to improve rain protection, HiLux includes a seamless flush-mount windshield moulding. The off-road ability of all 4X4 models has been improved by raising the radiator and increasing ground clearance, and the engine air intake has been relocated for improved fording. And if you need proof that independent front suspension gives you both excellent durability and reliability, just take a look at our strong history of success in the tough USA market where HiLux has been the top selling imported pick-up for years. It doesn't take long to work out why this vehicle is called 'The Unbreakable HiLux'.



"WITH 4 GRAZING PROPERTIES SPREAD OVER 280KMS ONLY THE TOUGHEST UTE WILL DO, IT'S NEVER LET ME DOWN."

DON DINGLE, MOOLBOOLAMON STATION, GIN GIN QLD.

RANGE.



4X2 Single Cab Cab/Chassis

Available with the choice of a 2.0 litre EFI petrol engine with 5 speed manual transmission (Workmate), 2.7 litre twin cam multi-valve EFI petrol engine with 5 speed manual or optional 4 speed automatic transmission or a 3.0 litre diesel engine with 5 speed manual transmission. (Aftermarket non-standard tray shown).



4X4 Single Cab Cab/Chassis

You can get a 2.7 litre twin cam multi-valve petrol EFI or 3.0 litre diesel engine, both with 5-speed manual transmission. (Aftermarket non-standard tray shown).



4X2 Single Cab Utility

With a choice of 2.0 litre EFI petrol engine (Workmate) or 2.7 litre twin cam multi-valve EFI petrol or 3.0 litre diesel engine, all with a 5 speed manual transmission.



4X4 Single Cab Utility

With 2.7 litre twin cam multi-valve EFI petrol or 3.0 litre diesel engine, both with a 5 speed manual transmission.



4X2 Double Cab Utility

With a 2.7 litre twin cam multi-valve EFI petrol engine available with 5 speed manual or optional 4 speed automatic transmission or 3.0 litre diesel engine with a 5 speed manual transmission.



4X4 Double Cab Utility

With your choice of the 2.7 litre twin cam multi-valve EFI petrol or 3.0 litre diesel engine, both with 5 speed manual transmission. A SR5 model with a style side tray is also available in petrol and diesel and features wide wheels and tyres, power windows, door locks and mirrors.



4X2 Xtra Cab Utility*

Available with the 2.7 litre twin cam multi-valve EFI petrol engine with the choice of 5 speed manual or optional 4 speed automatic transmission.

4X4 Xtra Cab Utility (shown) and Cab/Chassis*

Xtra Cab Utility with a 2.7 litre twin cam multi-valve EFI petrol or 3.0 litre diesel, both with 5 speed manual transmission. A Cab/Chassis version with 3.0 litre diesel engine and 5 speed manual transmission is also available.

Overseas model shown.

**Please confirm availability dates with your dealer.*



A larger seat sliding distance allows for easier ingress and egress.



The Double Cab model rear seats offer plenty of room and passenger car-like comfort.

For the ultimate comfort, all year round, a quieter heater unit provides improved delivery and better cooling, thanks to a newly designed air-vent route. The electronically tuned two speaker AM/FM radio cassette provides for your every listening need. (SR5 model shown).




The height adjustable steering column, supported at four points, reduces vibration, noise and weight. (Workmate model excluded. Optional airbag SRS equipped model shown available at extra cost).



The instrument panel is designed specifically for safety and easy operation. All controls are arranged logically and operate with precision. The improved warning and indicator layout with simple analog meters all make recognition easy.

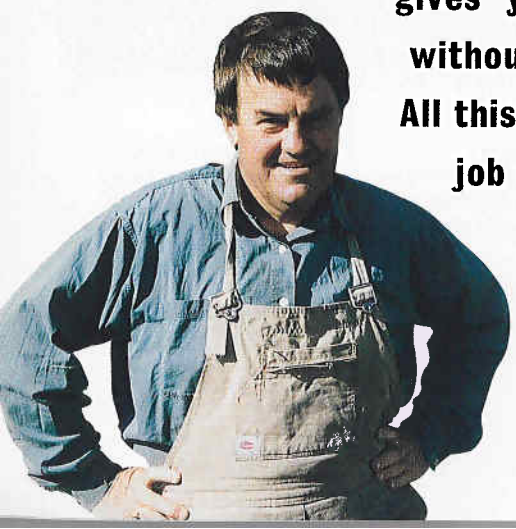
(Optional airbag SRS equipped model shown available at extra cost).



A TRUCK LOAD OF COMFORT

FEATURES. Step into the new HiLux and you enter a user-friendly comfort zone designed for easy driving. Toyota has improved the interior space on all models. Passenger comfort has been enhanced by increasing cab dimensions. The double-cab has an extra 30mm of height and 50mm of cabin length, allowing you to carry five adults in passenger car-like comfort. The regular cab has an extra

35mm of height and 10mm of leg room. The full-foam 2 seat bench seat cushion is longer for extra comfort. The extra foam cushioning and lumbar support will make it difficult for occupants to believe they're in a commercial vehicle. Storage capacity has been improved with cup holders (Workmate model excluded), map pockets, upper dash storage, and a rear console box (Xtra and Double Cab models only) that now gives you room for 13 compact discs and nine cassette tapes. A tilt-up front console provides convenient space for storage (not available with passenger airbag). Now also much quieter, the new engines have all had their air intake and fuel delivery modified to greatly reduce engine noise, while the use of resin binding asphalt sheet offers a much quieter drive. And of course, comfort is further enhanced by the smooth ride of HiLux's independent front suspension. The new HiLux gives you plenty of comfort without forgetting function. All this means you can get the job done with less fatigue.




"My old HiLux may look rough, but it sure is tough"

GREG CORRA, WAMBOIN NSW.

WORKHORSE ESSENTIALS.



If you work your HiLux ute hard, you need to take a look at the wide range of top quality Toyota Genuine Accessories. All are approved by Toyota engineers and come with a factory-backed warranty. Toyota Genuine Accessories are specifically designed to withstand the tough Australian conditions and any punishment you can dish out.



Fitted with Genuine Toyota Accessory Alloy bull bar

STEEL SIDE RAILS AND STEP (not shown)

Available for fitment to Genuine Toyota steel bull bar* equipped vehicles, tough Side Rails provide extra protection for the front fenders while the Steps make for easy access and work as a safeguard for the side of the vehicle. (4x4 fitment only).

ALLOY SIDE STEPS (not shown)

Alloy Side Steps are available for double cab HiLux and include non-slip tread for easier access and added protection.

ROOF RACKS (not shown)

Carry extra loads with handy Roof Racks that can be fitted with a variety of attachments to meet your requirements. Ideal for commercial or recreational use.

**ALLOY "BREAKER" BAR***

High grade polished Alloy Breaker Bar enhances new HiLux's good looks and adds protection. Mounting points are included for driving lights.

DRIVING LIGHTS

A range of durable Driving Lights emit powerful beams to provide clear vision at night.

**ALLOY BULL BAR***

Tough and durable alloy offers excellent protection. Winch compatible and has provision for driving lights.

**STEEL BULL BAR***

Rugged Steel Bull Bar provides ultimate front protection and is winch-compatible.

**SUPERGUARD**

Tough acrylic SuperGuard offers greater bonnet protection while helping deflect bugs away from the windscreen. Features the HiLux logo.

**INSECT SCREEN**

Mandatory for country driving, the Insect Screen protects the grille and helps prevent bugs from clogging the radiator. Easy to remove for cleaning.

**TONNEAU COVER**

Durable and secure black vinyl, Tonneau Covers conceal the load and protect the cargo from the elements. Custom designed for a snug fit.

**SUNVISOR**

Securely fitted above the windscreen to provide added protection from the glare of the sun while helping to keep the cabin cooler.

**BONNET PROTECTOR AND HEADLIGHT COVERS**

Protect the bonnet and headlights from scratches and stone chips. Made from heavy duty UV-resistant acrylic and easily removed for cleaning (sold separately).

**TOWBARS**

Developed and tested by Toyota engineers, two Towbar variants are available for new HiLux - a 1,200 kg and a 1,800 kg capacity bar. Trailer wiring is available with a variety of plug options: 7-pin small and large round as well as 7-pin flat. (Fitment to SR5 4x4 Double Cab requires removal of rear step/bumper bar).

**WEATHERSHIELDS**

Weathershields reduce glare and allow passengers and driver to enjoy fresh air with decreased disturbance from the wind and rain.

**SEAT COVERS**

Individually tailored for a perfect fit, durable fabric Seat Covers add style and protect the seats. Made from a thick weave fabric to retain their shape.

**AUDIO OPTIONS**

Designed to enhance your musical experience. The new HiLux Double Cab SR5 is fully compatible with Toyota Genuine Audio's Single CD or 3 CD in-dash players. All functions controlled from existing audio unit (3 CD in dash player shown).

**FLOOR MATS**

Safeguard the original carpet from dirt, mud and moisture with custom fit rubber Floor Mats. Add style with matching front, rear and cargo area mats. Carpet mats also available.

**STEEL NUDGE BAR**

Designed to protect the front of 4x2 HiLux, easily installed Nudge Bar has a durable powder-coated finish and features driving light mounting points. To ensure maximum safety the Nudge Bar is airbag SRS compatible and has in-built turn indicators.



*4x4 fitment only. Not compatible with airbag SRS equipped vehicles. Check with your Toyota dealer for availability on vehicle launch.

AT TOYOTA, WE'RE HERE FOR THE LONG RUN

Long Run Warranty - Every new Toyota is proudly backed by a 3 Year/100,000km body and powertrain warranty, which helps ensure that your investment will be maintained in optimum condition for you to enjoy for the long run. (Conditions apply).

EXTRA CARE

This comprehensive extended warranty program gives you the peace of mind of genuine Toyota protection on your new vehicle for up to six years. By choosing this option and paying a one off fee, you can enjoy the benefit of professional Toyota Customer Service tailored to your specific needs. See your dealer for details.

TOYOTA QUALITY SERVICE

At Toyota we are committed to providing all our customers with vehicles and on-going services of the highest quality, supported by trained professional technicians and Toyota Genuine Parts.

THE TOYOTA O₂ ADVANTAGE


Designed around a twin cam or quad cam multi-valve engine, the Toyota O₂ Advantage delivers the energy saving brilliance of two inlet valves and two outlet valves per cylinder. The advantage to you, is a more efficient engine which squeezes maximum power and efficiency from every breath of oxygen and every drop of petrol - saving you fuel and money.

TOYOTA ON THE WORLD WIDE WEB

For a comprehensive guide on the entire range of Toyota vehicles, accessories, merchandise and a whole lot more, simply visit our Internet Home Page at: - www.toyota.com.au

GENUINE TOYOTA ACCESSORIES

All Genuine HiLux accessories are approved by Toyota engineers to comply with relevant ADRs and strict Toyota standards. So for the ultimate enhancement to your new HiLux always use Genuine Toyota Accessories.



NOTICE: Toyota Motor Corporation Australia Limited A.C.N. 004 384 338. ('Toyota') reserves the right to alter details of the specifications and equipment without notice. Toyota, in so far as it is permitted by law to do so, shall not be liable in any way as a result of any reliance placed by any person on anything contained in this brochure. You should therefore check with your dealer at the time of ordering your motor vehicle to ensure that the colours, specifications, equipment, design features and options are available for the vehicle you are ordering. Please note that some options may only be available in combination with others. Authorised Toyota dealers will, on request, provide up-to-date information on all accessories, design features, specifications, prices and availability. Note: Vehicle body colour may differ from the printed photos in this brochure owing to the printing process. Distributed nationally by Toyota Motor Corporation Australia Limited. A.C.N. 004 384 338. 2-28 Alexander Avenue, Taren Point, NSW 2229. Part No: HILUX1197


"I'VE BEEN DRIVING HILUXES SINCE 1982 AND IN OVER 400,000 KILOMETRES OF DRIVING, THEY'VE NEVER LET ME DOWN"

JEFF BRYANT, MARGATE QLD.





03 NOV 1998

Oh what a feeling!  **TOYOTA**