

2025

NX





[JUMP TO:](#)

[STYLES](#)

[DESIGN](#)

[TECHNOLOGY](#)

[PERFORMANCE](#)

[SAFETY](#)

[OWNERSHIP](#)

[SPECS](#)

[PACKAGES](#)

[BUILD YOUR NX](#)

[FIND A DEALER](#)

[VIEW LEXUS OFFERS](#)

WELCOME TO THE NEXT LEVEL

Thoughtfully designed from the inside out, the driver-centric NX—with seamless technology and impressive horsepower across the NX line—is crafted to the only standard that matters: yours.



NX 350 AWD shown in Nori Green Pearl, NX 350 F SPORT Handling AWD shown in Cloudburst Gray, NX 350h AWD shown in Eminent White Pearl, and NX 450h+ F SPORT Handling AWD shown in Ultrasonic Blue Mica 2.0⁴

NX 250

- 203-horsepower in-line 4-cylinder engine
- Available all-wheel drive

NX 350 AWD

- 275-horsepower¹ turbo in-line 4-cylinder engine
- 0-60 mph in 6.6 seconds²

NX F SPORT HANDLING MODELS

- Add a distinctive edge to the NX 350 AWD and NX 450h+ AWD (limited availability) with F SPORT performance and styling upgrades, including an Adaptive Variable Suspension

NX HYBRIDS

- 240-net-combined-horsepower¹ NX 350h AWD
- 304-net-combined-horsepower¹ Plug-in Hybrid Electric NX 450h+ AWD³



NX 350 F SPORT Handling AWD shown with Circuit Red Nuluxe® and Dark Graphite interior trim

THE SUV OF TOMORROW BEGINS BY UNDERSTANDING THE DRIVER OF TODAY

From a dynamic interior that's the peak of intuition to available personalized Thematic Ambient Illumination that ignites imagination, the NX is proof that a truly driver-inspired design is one that also inspires drivers.

DESIGN



NX 450h+ F SPORT Handling AWD
shown in Cloudburst Gray*



- Available 20-inch wheels
- Blade Taillamp and Bi-LED headlamps

- Available 60/40 power-folding heated rear seats
- Available panorama glass roof

- Available Thematic Ambient Illumination. Match your environment to your mood with 14 themes.

Learn more at lexus.com/NXDesign



NX 350 F SPORT Handling AWD shown with Circuit Red NuLuxe and Dark Graphite interior trim. Options shown.

CHANGE COMES FROM WITHIN

Discover the difference of Lexus Interface⁵ with a touchscreen display. In a space that offers the ability to charge⁶ and connect your devices wirelessly. This is design that puts you first, and everything else right where you'd expect.

TECHNOLOGY



NX 350h AWD shown with Apple CarPlay integration and Palomino leather and Black Open-Pore Wood interior trim

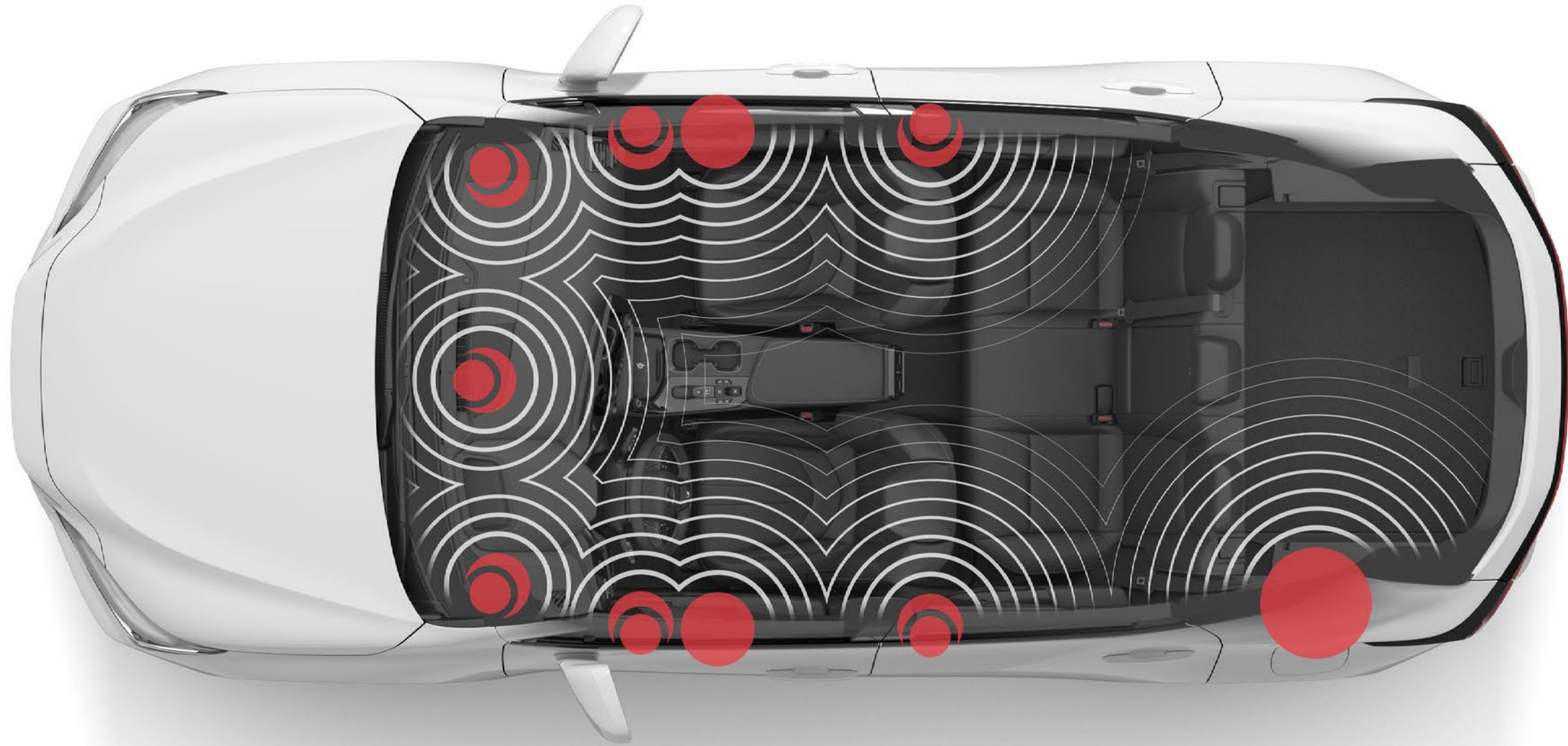


- Available 14-inch touchscreen
- Available Digital Key⁷ via an active Remote Connect trial or subscription. Share and access your NX via the Lexus app.

- Wireless Apple CarPlay^{®8} integration
- Wireless Android Auto^{™9} compatibility

- Available 10-inch Head-Up Display
- Available Advanced Park¹⁰

Learn more at lexus.com/NXTechnology



DON'T JUST LISTEN. FEEL.

Unlock a deeper appreciation of sound—and experience music in its highest fidelity while being enveloped in a three-dimensional soundscape.

- 17 speakers
- 1,800 watts amplified power

- 12-channel digital signal processing amplifier
- Clari-Fi®¹¹ processing



NX 350h AWD shown in
Nori Green Pearl

PERFORMANCE THAT'S ALL YOU

Experience the powerful and refined NX line, with a choice of four powertrains, all-wheel drive options and the NX 450h+ Plug-in Hybrid Electric.³

PERFORMANCE



NX 350 F SPORT Handling AWD
shown in Redline

- Dynamic, rigid platform with an athletic stance
- 6.0-second 0-60-mph² Plug-in Hybrid Electric powertrain

- Low center of gravity for a more confident ride
- Responsive all-wheel drive

- Adaptive Variable Suspension (F SPORT Handling)
- Front and rear performance dampers (F SPORT Handling)

Learn more at
lexus.com/NXPerformance

PERFORMANCE



- Pre-Collision System with Pedestrian Detection¹² and Intersection Support¹³
- Intelligent High Beams¹⁴

- All-Speed Dynamic Radar Cruise Control¹⁵ with Curve Speed Management
- Lane Tracing Assist¹⁶

- Lane Departure Alert with Steering Assist¹⁷
- Road Sign Assist¹⁸
- Proactive Driving Assist¹⁹

NX 350 F SPORT Handling AWD
shown in Redline

PEACE OF MIND, STANDARD.

Our integrated suite of standard active safety and convenience features, Lexus Safety System+ 3.0,²⁰ helps add peace of mind to every drive.

Learn more at
lexus.com/NXSafety

SAFETY



NX 350 AWD shown in Eminent White Pearl⁴



- Digital Latch with Safe Exit Assist.²¹ Warns of motorists and cyclists approaching from the rear to help you exit the NX safely.
- Available Front Cross-Traffic Alert.²² Warns of approaching cross traffic at intersections.

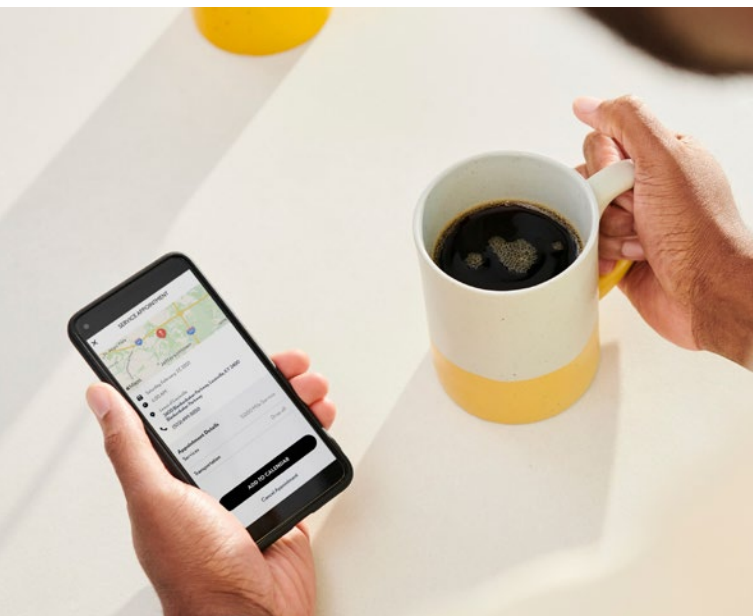
- Available Digital Rearview Mirror. Designed to provide an unobstructed view of the road behind.
- Available Lane Change Assist.²³ Helps change lanes when the system detects the lane is clear.



A COMPLETE SUITE OF
STANDARD SERVICES
AND BENEFITS

When you buy a Lexus, you're getting more than an exceptionally crafted vehicle, you're stepping into a world-class luxury experience like no other. Every new Lexus NX includes LexusCare, a complete suite of standard services and benefits that goes beyond your Lexus dealership to include exclusive event access, comprehensive Roadside Assistance²⁴ and more.

LEXUSCARE



OWNERSHIP SERVICES

- Two complimentary maintenance services²⁵
- 4-year/50,000-mile Basic Warranty²⁶
- 10-year/150,000-mile Hybrid Battery Warranty²⁷
- Up to 10-year trial of Service Connect²⁸
- Complimentary loaner vehicles²⁹
- Complimentary vehicle wash



SAFETY

- In addition to standard Lexus Safety System+ 3.0,²⁰ every NX also includes up to a 10-year trial of Safety Connect.³⁰

CONNECTIVITY

- With LexusCare, every new NX comes standard with connectivity services, including a 3-year trial of Remote Connect⁷ and a SiriusXM^{®31} 3-month trial subscription.



EXCLUSIVE EXPERIENCES

- Entertainment exclusives
- Exclusive retailer offers
- Resort credits and more
- Elite culinary experiences
- VIP sporting event access

Learn more at
lexus.com/LexusCare

NX 250 / NX 250 AWD

203
HORSEPOWER

IN-LINE 4
2.5-LITER ENGINE

FWD or AWD

8-SPEED
ELECTRONICALLY CONTROLLED
TRANSMISSION WITH PADDLE SHIFTERS

8.2 FWD/
8.6 AWD
0-60 MPH (SEC)²

26/33/28
CITY / HWY / CMB
MANUFACTURER-ESTIMATED MPG³²
(NX 250 FWD)

25/32/28
CITY / HWY / CMB
MANUFACTURER-ESTIMATED MPG³²
(NX 250 AWD)

**NX 350 AWD /
NX 350 F SPORT
HANDLING AWD**

275
HORSEPOWER¹

IN-LINE 4
2.4-LITER TURBOCHARGED ENGINE

AWD

8-SPEED
ELECTRONICALLY CONTROLLED
TRANSMISSION WITH PADDLE SHIFTERS

6.6
0-60 MPH (SEC)²
21/28/24
CITY / HWY / CMB
MANUFACTURER-ESTIMATED MPG³²

2,000
LB TOWING CAPACITY³³
(ADDITIONAL EQUIPMENT REQUIRED)

NX 350h AWD

240
NET COMBINED HORSEPOWER¹

IN-LINE 4
2.5-LITER ENGINE + LEXUS
HYBRID ELECTRIC DRIVE

AWD

ECVT
ELECTRONICALLY CONTROLLED
CONTINUOUSLY VARIABLE
TRANSMISSION WITH PADDLE SHIFTERS

7.2
0-60 MPH (SEC)²

41/37/39
CITY / HWY / CMB
MANUFACTURER-ESTIMATED MPG³²

**NX 450h+ AWD /
NX 450h+ F SPORT
HANDLING AWD (Limited Availability)**

304
NET COMBINED HORSEPOWER¹

IN-LINE 4
2.5-LITER ENGINE + LEXUS PLUG-IN
HYBRID ELECTRIC DRIVE


AWD

ECVT
ELECTRONICALLY CONTROLLED
CONTINUOUSLY VARIABLE
TRANSMISSION WITH PADDLE SHIFTERS

6.0
0-60 MPH (SEC)²

84 (AWD)
MANUFACTURER-ESTIMATED MPG_e³⁴

37 MILES (AWD)
MANUFACTURER-ESTIMATED
ALL-ELECTRIC DRIVING RANGE³⁵



Learn more at lexus.com/NXSpecs

NX STYLES



NX 250 FWD/AWD

Standard features include:

- Front-wheel drive (available all-wheel drive)
- 18-in 15-spoke alloy wheels with Dark Gray Metallic and machined finish
- Power open/close rear door
- Drive Mode Select with Sport, Normal and ECO drive modes
- Lexus Interface⁵ with 9.8-in touchscreen display
- Safety Connect⁵ with up to 10-year trial*
- Service Connect⁵ with up to 10-year trial*
- Wi-Fi Connect⁵ (AT&T hotspot) with up to 30-day/3GB trial*
- Drive Connect⁵ with Cloud Navigation, Intelligent Assistant and Destination Assist available by subscription*
- Lexus app (Remote Connect⁵ trial* with vehicle start, service scheduling, Vehicle Health Reports/Alerts⁵ and more)
- Wireless Apple CarPlay^{®8} integration
- Wireless Android Auto^{™9} compatibility
- 10-speaker Lexus Premium Audio System
- Six USB ports³⁶
- Leather-trimmed steering wheel and shift knob
- 8-way power-adjustable driver's seat including 2-way power lumbar adjustment; 8-way power-adjustable passenger seat
- Dual-zone automatic climate control with interior air filter
- Heated front seats
- Auto-dimming rearview mirror with HomeLink^{®37}
- Lexus Safety System+ 3.0²⁰
- Intuitive Parking Assist with Auto Braking³⁸
- Blind Spot Monitor³⁹ with Rear Cross-Traffic Alert⁴⁰
- Digital Latch with Safe Exit Assist²¹
- Rain-sensing windshield wipers



NX 350 AWD

Includes NX 250 AWD features, and adds or replaces:

- Active Noise Control
- Active Sound Control



NX 350h AWD

Includes NX 250 AWD features, and adds or replaces:

- EV drive mode⁴¹



NX 450h+ AWD

Includes NX 350h AWD and Luxury Package features, and adds or replaces:

- Heated steering wheel
- 6.6-kW onboard charger
- 20-in split-five-spoke alloy wheels with Dark Gray Metallic finish



NX 350 F SPORT HANDLING AWD

Includes NX 350 AWD features, and adds or replaces:

- Adaptive Variable Suspension
- Front and rear performance dampers
- 10-in Head-Up Display
- Color-matched wheel fenders
- F SPORT heated front seats with enhanced bolsters
- F SPORT front fascia and mesh grille insert
- F SPORT 20-in split-five-spoke alloy wheels with Black finish
- F SPORT perforated leather-trimmed steering wheel and gear shifter
- Heated steering wheel, windshield wiper de-icer and fast-response interior heater
- Aluminum door trim



NX 450h+ F SPORT HANDLING AWD

Includes NX 350 F SPORT Handling AWD and F SPORT Handling Luxury Package features, and adds or replaces:

- 6.6-kW onboard charger

*4G network dependent

View all standard features and configure your NX at lexus.com/NXBuild. NX 450h+ availability is limited. See your Lexus dealer for details.

PACKAGES



PREMIUM PACKAGE

- Heated and ventilated front seats
- Lexus Memory System for driver's seat, steering wheel and outer mirrors
- Black Prism interior ornamentation
- Power tilt-and-slide moonroof
- Power Rear Door with Kick Sensor⁴²
- Power tilt-and-telescopic steering column

*4G network dependent

LUXURY PACKAGE

Includes Premium Package, and adds or replaces:

- Perforated leather-trimmed interior with unique chevron seat quilting
- 8-way power-adjustable driver's seat including 4-way power lumbar adjustment
- 10-in Head-Up Display
- Lexus Interface⁵ with 14-in touchscreen display

- Drive Connect⁵ with Cloud Navigation, Intelligent Assistant and Destination Assist 3-year trial*
- Front and rear door courtesy lamp
- Black Open-Pore Wood trim
- Thematic Ambient Illumination
- Premium Triple-Beam LED headlamps, headlamp washers and cornering lamps
- Digital Rearview Mirror

F SPORT HANDLING LUXURY PACKAGE (NX 350 F SPORT HANDLING AWD)

Includes NX 350 F SPORT Handling AWD features, and adds or replaces:

- Power Rear Door with Kick Sensor⁴²
- Lexus Memory System for driver's seat, steering wheel and outer mirrors
- Power tilt-and-slide moonroof or available panoramic roof
- F SPORT heated and ventilated front seats
- Lexus Interface⁵ with 14-in touchscreen display
- Drive Connect⁵ with Cloud Navigation, Intelligent Assistant and Destination Assist 3-year trial*
- Thematic Ambient Illumination
- Premium Triple-Beam LED headlamps, headlamp washers and cornering lamps



NX 350 F SPORT Handling AWD
shown in Cloudburst Gray⁴

OPTIONS

- 2,000-lb towing capacity.³³ Additional equipment required. (NX 250, NX 250 AWD, NX 350h AWD, NX 450h+ AWD)
- Heated steering wheel and windshield wiper de-icer (NX 250, NX 250 AWD, NX 350 AWD, NX 350h AWD)
- Power tilt-and-slide moonroof (NX 250, NX 250 AWD, NX 350 AWD, NX 350 F SPORT Handling AWD, NX 350h AWD)
- Digital Rearview Mirror (NX 350 F SPORT Handling AWD)
- Lane Change Assist²³ and Front Cross-Traffic Alert²² (NX 350 F SPORT Handling AWD)
- Panoramic View Monitor⁴³ (NX 350 F SPORT Handling AWD)
- Panorama glass roof (NX 350 F SPORT Handling AWD)
- Advanced Park¹⁰ (NX 350 F SPORT Handling AWD)

Requires Premium Package:

- Lexus Interface⁵ with 14-in touchscreen display; Drive Connect⁵ with Cloud Navigation, Intelligent Assistant and Destination Assist 3-year trial.* Thematic Ambient Illumination.
- 10-in Head-Up Display and 7.0-in multi-information display (NX 250, NX 250 AWD, NX 350 AWD, NX 350h AWD)
- Digital Rearview Mirror (NX 250, NX 250 AWD, NX 350 AWD, NX 350h AWD)

Requires Premium Package or Luxury Package:

- 20-in 20-spoke alloy wheels with Silver finish (NX 350 AWD, NX 350h AWD)

Requires Premium Package, Luxury Package or F SPORT Handling Luxury Package:

- Mark Levinson^{®10} 17-speaker, 12-channel, 1,800-watt PurePlay Surround Sound
- Digital Key⁷ (requires Remote Connect subscription; 3-year trial included)*
- Lane Change Assist²³ and Front Cross-Traffic Alert²²
- Panoramic View Monitor⁴³

Requires Luxury Package:

- 60/40-split, power-folding, heated rear seats (NX 350 AWD, NX 350h AWD)
- Panorama glass roof (NX 350 AWD, NX 350h AWD, NX 450h+ AWD, NX 450h+ F SPORT Handling AWD)
- Advanced Park¹⁰ (NX 350 AWD, NX 350h AWD, NX 450h+ AWD)
- Advanced Park with Remote Park (NX 350h AWD, NX 450h+ AWD)

*4G network dependent



NX 350 F SPORT Handling AWD
shown in Ultrasonic Blue Mica 2.0⁴

WHEELS



18-in

15-spoke alloy wheels with Dark Gray Metallic and machined finish

STANDARD
NX, NXh



20-in

20-spoke alloy wheels with Silver finish

AVAILABLE
NX, NXh



20-in

Split-five-spoke alloy wheels with Dark Gray Metallic finish

STANDARD
NXh+



20-in

Split-five-spoke alloy wheels with Black finish

STANDARD
F SPORT Handling



NX 350 F SPORT Handling AWD
shown in Cloudburst Gray⁴



**PALOMINO
NULUXE®
OR LEATHER
INTERIOR**

**BLACK NULUXE
OR LEATHER
INTERIOR**

**MACADAMIA
LEATHER
INTERIOR**

**STIPPLED BLACK
TRIM**

**BLACK PRISM
TRIM**

**BLACK
OPEN-PORE
WOOD
TRIM**

NX 250
NX 250 AWD
NX 350 AWD
NX 350h AWD
NX 450h+ AWD

NX 250
NX 250 AWD
NX 350 AWD
NX 350h AWD
NX 450h+ AWD

NX 350 AWD
NX 350h AWD
NX 450h+ AWD

NX 250
NX 250 AWD
NX 350 AWD
NX 350h AWD

NX 250
NX 250 AWD
NX 350 AWD
NX 350h AWD

NX 350 AWD
NX 350h AWD
NX 450h+ AWD

ULTRASONIC BLUE MICA 2.0*
EXTERIOR



CIRCUIT RED NULUXE
INTERIOR

NX 350 F SPORT HANDLING AWD
NX 450h+ F SPORT HANDLING AWD

BLACK NULUXE
INTERIOR

NX 350 F SPORT HANDLING AWD
NX 450h+ F SPORT HANDLING AWD

DARK GRAPHITE ALUMINUM
TRIM

NX 350 F SPORT HANDLING AWD
NX 450h+ F SPORT HANDLING AWD

This page is meant to represent color combinations for exterior, interior seat surfaces and trims available across the NX line. For specific combination details, which can vary by style, visit lexus.com/NXBuild.

*Additional charge



**PALOMINO
NULUXE
OR LEATHER
INTERIOR**

**CIRCUIT RED
NULUXE
INTERIOR**

**BLACK NULUXE
OR LEATHER
INTERIOR**

**MACADAMIA
LEATHER
INTERIOR**

**STIPPLED BLACK
TRIM**

**BLACK PRISM
TRIM**

**BLACK
OPEN-PORE
WOOD
TRIM**

**DARK
GRAPHITE
ALUMINUM
TRIM**

NX 250
NX 250 AWD
NX 350 AWD
NX 350h AWD
NX 450h+ AWD

NX 350 F SPORT
HANDLING AWD
NX 450h+ F SPORT
HANDLING AWD

NX 250
NX 250 AWD
NX 350 AWD
NX 350h AWD
NX 450h+ AWD
NX 350 F SPORT
HANDLING AWD
NX 450h+ F SPORT
HANDLING AWD

NX 350 AWD
NX 350h AWD
NX 450h+ AWD

NX 250
NX 250 AWD
NX 350 AWD
NX 350h AWD

NX 250
NX 250 AWD
NX 350 AWD
NX 350h AWD

NX 350 AWD
NX 350h AWD
NX 450h+ AWD

NX 350 F SPORT
HANDLING AWD
NX 450h+ F SPORT
HANDLING AWD



PALOMINO
NULUXE
OR LEATHER
INTERIOR

BLACK NULUXE
OR LEATHER
INTERIOR

MACADAMIA
LEATHER
INTERIOR

STIPPLED BLACK
TRIM

BLACK PRISM
TRIM

BLACK
OPEN-PORE
WOOD
TRIM

DARK
GRAPHITE
ALUMINUM
TRIM

NX 250
NX 250 AWD
NX 350 AWD
NX 350h AWD
NX 450h+ AWD

NX 250
NX 250 AWD
NX 350 AWD
NX 350h AWD
NX 450h+ AWD
NX 350 F SPORT
HANDLING AWD
NX 450h+ F SPORT
HANDLING AWD

NX 350 AWD
NX 350h AWD
NX 450h+ AWD

NX 250
NX 250 AWD
NX 350 AWD
NX 350h AWD

NX 250
NX 250 AWD
NX 350 AWD
NX 350h AWD

NX 350 AWD
NX 350h AWD
NX 450h+ AWD

NX 350 F SPORT
HANDLING AWD
NX 450h+ F SPORT
HANDLING AWD

OBSIDIAN
EXTERIOR



CIRCUIT RED NULUXE
INTERIOR

NX 350 F SPORT HANDLING AWD
NX 450h+ F SPORT HANDLING AWD

BLACK NULUXE
INTERIOR

NX 350 F SPORT HANDLING AWD
NX 450h+ F SPORT HANDLING AWD

DARK GRAPHITE ALUMINUM
TRIM

NX 350 F SPORT HANDLING AWD
NX 450h+ F SPORT HANDLING AWD

This page is meant to represent color combinations for exterior, interior seat surfaces and trims available across the NX line. For specific combination details, which can vary by style, visit lexus.com/NXBuild.



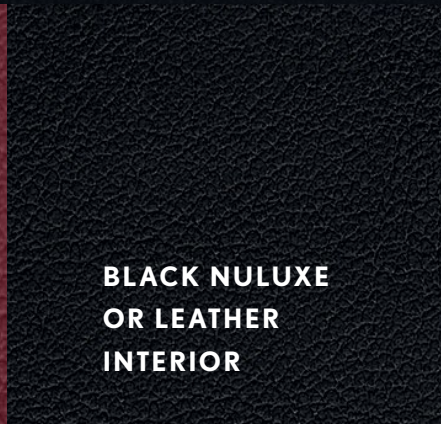
**PALOMINO
NULUXE
OR LEATHER
INTERIOR**

NX 250
NX 250 AWD
NX 350 AWD
NX 350h AWD
NX 450h+ AWD



**RIOJA RED
NULUXE
OR LEATHER
INTERIOR**

NX 250
NX 250 AWD
NX 350 AWD
NX 350h AWD
NX 450h+ AWD



**BLACK NULUXE
OR LEATHER
INTERIOR**

NX 250
NX 250 AWD
NX 350 AWD
NX 350h AWD
NX 450h+ AWD



**MACADAMIA
LEATHER
INTERIOR**

NX 350 AWD
NX 350h AWD
NX 450h+ AWD



**STIPPLED BLACK
TRIM**

NX 250
NX 250 AWD
NX 350 AWD
NX 350h AWD



**BLACK PRISM
TRIM**

NX 250
NX 250 AWD
NX 350 AWD
NX 350h AWD



**BLACK
OPEN-PORE
WOOD
TRIM**

NX 350 AWD
NX 350h AWD
NX 450h+ AWD



**PALOMINO
NULUXE
OR LEATHER
INTERIOR**

**BLACK NULUXE
OR LEATHER
INTERIOR**

**MACADAMIA
LEATHER
INTERIOR**

**STIPPLED BLACK
TRIM**

**BLACK PRISM
TRIM**

**BLACK
OPEN-PORE
WOOD
TRIM**

NX 250
NX 250 AWD
NX 350 AWD
NX 350h AWD
NX 450h+ AWD

NX 250
NX 250 AWD
NX 350 AWD
NX 350h AWD
NX 450h+ AWD

NX 350 AWD
NX 350h AWD
NX 450h+ AWD

NX 250
NX 250 AWD
NX 350 AWD
NX 350h AWD

NX 250
NX 250 AWD
NX 350 AWD
NX 350h AWD

NX 350 AWD
NX 350h AWD
NX 450h+ AWD



**PALOMINO
NULUXE
OR LEATHER
INTERIOR**

**RIOJA RED
NULUXE
OR LEATHER
INTERIOR**

**CIRCUIT RED
NULUXE
INTERIOR**

**BLACK NULUXE
OR LEATHER
INTERIOR**

**MACADAMIA
LEATHER
INTERIOR**

**STIPPLED
BLACK
TRIM**

**BLACK PRISM
TRIM**

**BLACK
OPEN-PORE
WOOD
TRIM**

**DARK
GRAPHITE
ALUMINUM
TRIM**

NX 250
NX 250 AWD
NX 350 AWD
NX 350h AWD
NX 450h+ AWD

NX 250
NX 250 AWD
NX 350 AWD
NX 350h AWD
NX 450h+ AWD

NX 350 F SPORT
HANDLING AWD
NX 450h+ F SPORT
HANDLING AWD

NX 250
NX 250 AWD
NX 350 AWD
NX 350h AWD
NX 450h+ AWD
NX 350 F SPORT
HANDLING AWD
NX 450h+ F SPORT
HANDLING AWD

NX 350 AWD
NX 350h AWD
NX 450h+ AWD

NX 250
NX 250 AWD
NX 350 AWD
NX 350h AWD

NX 250
NX 250 AWD
NX 350 AWD
NX 350h AWD

NX 350 AWD
NX 350h AWD
NX 450h+ AWD

NX 350 F SPORT
HANDLING AWD
NX 450h+ F SPORT
HANDLING AWD

ATOMIC SILVER
EXTERIOR



**PALOMINO
NULUXE
OR LEATHER
INTERIOR**

**RIOJA RED
NULUXE
OR LEATHER
INTERIOR**

**CIRCUIT RED
NULUXE
INTERIOR**

**BLACK NULUXE
OR LEATHER
INTERIOR**

**MACADAMIA
LEATHER
INTERIOR**

**STIPPLED
BLACK
TRIM**

**BLACK PRISM
TRIM**

**BLACK
OPEN-PORE
WOOD
TRIM**

**DARK
GRAPHITE
ALUMINUM
TRIM**

NX 250
NX 250 AWD
NX 350 AWD
NX 350h AWD
NX 450h+ AWD

NX 250
NX 250 AWD
NX 350 AWD
NX 350h AWD
NX 450h+ AWD

NX 350 F SPORT
HANDLING AWD
NX 450h+ F SPORT
HANDLING AWD

NX 250
NX 250 AWD
NX 350 AWD
NX 350h AWD
NX 450h+ AWD
NX 350 F SPORT
HANDLING AWD
NX 450h+ F SPORT
HANDLING AWD

NX 350 AWD
NX 350h AWD
NX 450h+ AWD

NX 250
NX 250 AWD
NX 350 AWD
NX 350h AWD

NX 250
NX 250 AWD
NX 350 AWD
NX 350h AWD

NX 350 AWD
NX 350h AWD
NX 450h+ AWD

NX 350 F SPORT
HANDLING AWD
NX 450h+ F SPORT
HANDLING AWD

This page is meant to represent color combinations for exterior, interior seat surfaces and trims available across the NX line. For specific combination details, which can vary by style, visit lexus.com/NXBuild.

EMINENT WHITE PEARL*
EXTERIOR



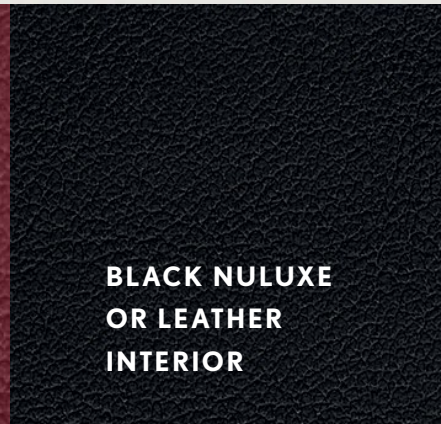
**PALOMINO
NULUXE
OR LEATHER
INTERIOR**

NX 250
NX 250 AWD
NX 350 AWD
NX 350h AWD
NX 450h+ AWD



**RIOJA RED
NULUXE
OR LEATHER
INTERIOR**

NX 250
NX 250 AWD
NX 350 AWD
NX 350h AWD
NX 450h+ AWD



**BLACK NULUXE
OR LEATHER
INTERIOR**

NX 250
NX 250 AWD
NX 350 AWD
NX 350h AWD
NX 450h+ AWD



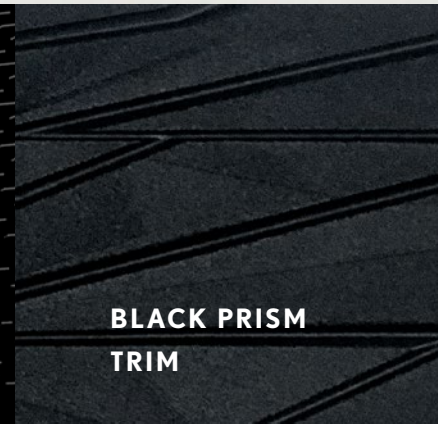
**MACADAMIA
LEATHER
INTERIOR**

NX 350 AWD
NX 350h AWD
NX 450h+ AWD



**STIPPLED BLACK
TRIM**

NX 250
NX 250 AWD
NX 350 AWD
NX 350h AWD



**BLACK PRISM
TRIM**

NX 250
NX 250 AWD
NX 350 AWD
NX 350h AWD



**BLACK
OPEN-PORE
WOOD
TRIM**

NX 350 AWD
NX 350h AWD
NX 450h+ AWD

ULTRA WHITE*
EXTERIOR



CIRCUIT RED NULUXE
INTERIOR

NX 350 F SPORT HANDLING AWD
NX 450h+ F SPORT HANDLING AWD

BLACK NULUXE
INTERIOR

NX 350 F SPORT HANDLING AWD
NX 450h+ F SPORT HANDLING AWD

DARK GRAPHITE ALUMINUM
TRIM

NX 350 F SPORT HANDLING AWD
NX 450h+ F SPORT HANDLING AWD

This page is meant to represent color combinations for exterior, interior seat surfaces and trims available across the NX line. For specific combination details, which can vary by style, visit lexus.com/NXBuild.

*Additional charge

ACCESSORIES

- Activity mount⁴⁴
- All-weather cargo mat⁴⁵
- All-weather floor liners⁴⁶
- Alloy wheel locks
- Body kit—Front, Rear, Fender, Front Door, Rear Door
- Carpet cargo mat⁴⁵
- Carpet floor mats⁴⁶
- Door edge film by 3M™
- Door edge guards
- Emergency assistance kit
- First aid kit
- Illuminated cargo sill
- Illuminated door sills
- Key gloves with Lexus logo
- Lexus Universal Tablet Holder
- Mudguards

- Paint protection film by 3M™⁴⁷
- Pet divider
- Rear bumper appliqué
- Rear puddle lamp
- Roof rack cross bars
- Side puddle lamp

F SPORT ACCESSORIES

- Carpet cargo mat⁴⁵
- Carpet floor mats⁴⁶
- Glass breakage sensor
- Key gloves with F logo

Learn more⁴⁸ at
lexus.com/accessories



Pet divider



Side puddle lamp



Body kit—Front



All-weather cargo mat



Activity mount





BUILD YOUR NX

FIND A DEALER

VIEW LEXUS OFFERS

WARRANTY Four-year/50,000-mile Lexus Limited Warranty. Six-year/70,000-mile Powertrain Warranty. Six-year/unlimited-mileage Corrosion Perforation Warranty. Eight-year/100,000-mile Hybrid System Warranty. Ten-year/150,000-mile Hybrid Battery Warranty. All warranties with zero deductible. See the *NX Warranty and Services Guide* at your Lexus dealer for details.

1. Ratings achieved using the required premium unleaded gasoline with an octane rating of 91 or higher. If premium fuel is not used, performance will decrease. Horsepower may vary depending on accessories added to vehicle. (240 net combined horsepower for NX 350h. 304 net combined horsepower for NX 450h+.) **2.** Performance figures are for comparison only and were obtained with prototype vehicles by professional drivers. **3.** Limited availability. **4.** Cloudburst Gray, Copper Crest, Eminent White Pearl, Ultrasonic Blue Mica 2.0 and Ultra White available for an additional charge. **5.** Lexus Interface Services depend on certain factors outside of Lexus' control in order to operate, including 4G network availability, a cellular connection and GPS signal. Without any one or more of these things, operability may be limited or precluded, including access to response center and emergency support. Services vary by vehicle and are subject to change at any time without notice. Requires app download/registration and subscription after trial (if applicable). Terms of Use apply. Data charges may apply. See *Owner's Manual* and <https://drivers.lexus.com/lexusdrivers/technology/interface>. For Lexus Interface Services' data collection, use, sharing and retention practices, please visit <https://www.lexus.com/privacy>. All trials begin on original purchase or lease date of new vehicle, with the exception of Wi-Fi for which trial begins at time of activation. Paid subscription required after trial (if applicable). For Safety Connect, stolen vehicle police report required to use Stolen Vehicle Locator. Automatic Collision Notification activates only in limited circumstances. Remote start/stop and/or lock/unlock and other features of Remote Connect are only available on select models. Use only if aware of circumstances surrounding vehicle and it is legal and safe to do so (e.g., do not remotely start a gas engine vehicle in an enclosed space or if vehicle is occupied by a child). Drive Connect service not available in every city or roadway. For Service Connect, information provided is based on the last time data was collected from vehicle and is not real-time data. Wi-Fi Connect service not available everywhere or in every vehicle. Valid in contiguous U.S. and Alaska. Up to 5 devices supported. Integrated Streaming requires subscription for third-party provider services. Wi-Fi Connect trial (if applicable) begins at time of enrollment and expires the earlier of: 3GB of data is used or 30 days after enrollment. **6.** Wireless charging may not be compatible with all mobile phones, smart devices, tablets, e-readers, MP3/WMA players and like products. **7.** Digital Key requires active Remote Connect trial or subscription. Remote start/stop and/or lock/unlock and other features of Remote Connect are only available on select models. Use only if aware of circumstances surrounding vehicle and it is legal and safe to do so (e.g., do not remotely start a gas-engine vehicle in an enclosed space or if vehicle is occupied by a child). Remote Connect depends on certain factors outside of Lexus' control in order to operate, including 4G network availability, a cellular connection and GPS signal. Without any one or more of these things, operability may be limited or precluded. Services subject to change at any time without notice. Digital Key also requires Bluetooth connectivity. Remote Connect is included with select paid Connected Services packages. See your Lexus dealer for details. Terms of Use apply. Data charges may apply. See *Owner's Manual* and <https://drivers.lexus.com/lexusdrivers/technology/interface> for additional details. To learn about Lexus Interface's connected services data collection, use, sharing and retention practices, please visit <https://www.lexus.com/privacy>. Trial period begins on original purchase or lease date of new vehicle. Paid subscription required after trial (if applicable). Terms of Use apply. **8.** To wirelessly use Apple CarPlay on your car display, you need a compatible Apple smartphone with an active data plan. You can check which smartphones are compatible at <https://www.apple.com/ios/carplay/>. Operability depends on network availability, a cellular connection and GPS signal. Services subject to change at any time without notice. Data charges may apply. To learn more, go to <https://lexusconnectedtechnologysupport.com/lexus/home>. To learn more about Lexus' connected services data collection, use, sharing and retention practices, please visit <https://www.lexus.com/privacy>. Apple CarPlay is a registered trademark of Apple Inc. **9.** Wireless use of Android Auto requires a compatible Android 11.0+ phone and compatible active data plan. Check g.co/androidauto/requirements for compatibility. Operability depends on network availability, a cellular connection and GPS signal. Services subject to change at any time without notice. Data charges may apply. To learn more, go to <https://lexusconnectedtechnologysupport.com/lexus/home>. To learn more about Lexus' connected services data collection, use, sharing and retention practices, please visit <https://www.lexus.com/privacy>. Google, Android, Android Auto, YouTube Music and other marks are trademarks of Google LLC. **10.** Do not overly rely on Advanced Park and use only in accordance with applicable laws. Remain attentive to surroundings during use. Before operating, review *Owner's Manual* for instructions and limitations. **11.** Mark Levinson and Clari-Fi are registered trademarks of Harman International Industries, Inc. **12.** The Pre-Collision System (PCS) with Pedestrian Detection (PD) is designed to help reduce the crash speed and damage in certain frontal collisions involving a vehicle, a pedestrian, bicyclist or motorcyclist. PCS w/PD is not a substitute for safe and attentive driving. System effectiveness depends on many factors, such as speed, size and position of vehicle, pedestrian, bicyclist or motorcyclist, and weather, light and road conditions. See *Owner's Manual* for limitations. **13.** Intersection Support is designed to detect a pedestrian or approaching vehicle at intersections under certain conditions, determine if impact is imminent and help reduce impact speed. It is not a substitute for safe and attentive driving. See *Owner's Manual* for limitations. **14.** Intelligent High Beams operate at speeds above approximately 21 mph. Minimum speeds may vary by model. See *Owner's Manual* for limitations. **15.** Dynamic Radar Cruise Control is not a substitute for safe and attentive driving. See *Owner's Manual* for instructions and limitations. **16.** The Lane Tracing Assist (LTA) lane centering function is designed to read visible lane markers and detect other vehicles under certain conditions. It is only operational when DRCC is engaged. See *Owner's Manual* for limitations. **17.** Lane Departure Alert with Steering Assist is designed to read visible lane markers under certain conditions. It provides a visual/audible alert and slight steering force when lane departure is detected. It is not a collision-avoidance system or substitute for safe and attentive driving. Effectiveness depends on many factors including road, weather and vehicle conditions. See *Owner's Manual* for limitations. **18.** Road Sign Assist only recognizes certain road signs. See *Owner's Manual* for limitations. **19.** Proactive Driving Assist (PDA) is designed to detect certain objects or curves in the road and provide gentle braking and/or steering support. PDA is not a substitute for safe and attentive driving. System effectiveness depends on many factors including road, weather and vehicle conditions. Drivers responsible for paying attention to their surroundings and driving safely. See *Owner's Manual* for limitations. **21.** Do not rely exclusively on Safe Exit Assist. Always look for approaching traffic before exiting the vehicle. See *Owner's Manual* for limitations. **22.** Do not overly rely on the Front Cross-Traffic Alert system. Always visually confirm that it is safe to proceed. See *Owner's Manual* for limitations. **23.** Lane Change Assist operates only when Dynamic Radar Cruise Control (DRCC) and Lane Tracing Assist (LTA) are activated. Do not overly rely on this system. Driver must confirm lane is clear. See *Owner's Manual* for limitations. **24.** Enhanced Roadside Assistance requires a Safety Connect trial or subscription. Depends on factors outside of Lexus' control including 4G network availability, cellular connection and GPS signal. Without any one or more of these things, operability may be limited or precluded, including access to response center and emergency support. Service may vary by vehicle and is subject to change at any time. See your Lexus dealer for details and exclusions. **25.** Lexus provides complimentary maintenance for your first two scheduled visits at the earlier of 6 months/5,000 miles and 12 months/10,000 miles. See *Warranty and Services Guide* for details. For Lexus vehicles registered and normally operated in the continental United States, U.S. territories and Canada. **26.** See Lexus dealer for details. **27.** For Lexus hybrid, plug-in hybrid, fuel cell and battery electric vehicles beginning model year 2020, hybrid (HV) battery covered for 10 years from date of first use or 150,000 miles, whichever comes first. Coverage subject to the terms and conditions of New Vehicle Limited Warranty. See *Warranty and Services Guide* for details. **28.** Service Connect depends on certain factors outside of Lexus' control in order to operate, including 4G cellular network availability, a cellular connection and GPS signal. Without any one or more of these things, operability may be limited or precluded. Information provided is based on the last time data was collected from vehicle and is not real-time data. Services vary by vehicle and are subject to change at any time without notice. Terms of Use apply. Data charges may apply. See *Owner's Manual* and <https://drivers.lexus.com/lexusdrivers/technology/interface>. For Lexus' connected services data collection, use, sharing and retention practices, please visit <https://www.lexus.com/privacy>. The Service Connect trial is included for up to 10 years. 4G network dependent. **29.** Subject to loaner vehicle availability. See your Lexus dealer. **30.** Safety Connect depends on factors outside of Lexus' control in order to operate, including cellular network availability, a cellular connection and GPS signal. Without any one or more of these things, operability may be limited or precluded, including access to response center and emergency support. Stolen vehicle police report required to use Stolen Vehicle Locator. Automatic Collision Notification activates only in limited circumstances. Services vary by vehicle and are subject to change at any time without notice. Terms of Use apply. Data charges may apply. See *Owner's Manual* and <https://drivers.lexus.com/lexusdrivers/technology/interface>. For Lexus' connected services data collection, use, sharing and retention practices, please visit <https://www.lexus.com/privacy>. A Safety Connect trial is included for up to 10 years on select vehicles with paid Connected Services packages. See your Lexus dealer for details. 4G network dependent. **31.** Service will automatically stop at the end of your trial subscription period unless you decide to continue service. Trial is non-transferable. If you do not wish to enjoy your trial, you can cancel by calling the number below. All SiriusXM services require a subscription, each sold separately by SiriusXM after the trial period. Service subject to the SiriusXM Customer Agreement and Privacy Policy, visit siriusxm.com for complete terms and how to cancel which includes online methods or calling 1-866-635-2349. Some services and features are subject to device capabilities and location availability. Satellite service not available in AK & HI. Content varies by SiriusXM subscription plan. All fees, content and features are subject to change. SiriusXM and related logos are trademarks of Sirius XM Radio Inc. and its respective subsidiaries. **32.** Projected EPA-estimated MPG ratings as determined by manufacturer. EPA estimates not available at time of publishing. Use for comparison purposes only. Your mileage will vary for many reasons, including your vehicle's condition and how/where you drive. See www.fueleconomy.gov. **33.** Never tow beyond a vehicle's published towing capacities. **34.** Projected EPA-estimated 84 comb MPG rating for 2025 Lexus NX 450h+ as determined by manufacturer. MPG is the EPA equivalent of gasoline fuel efficiency for electric operation. Projected EPA-estimated 36 combined gas-only MPG as determined by manufacturer. EPA estimates not available at time of publishing. Use for comparison purposes only. Your MPG/MPG will vary for many reasons, including your vehicle's condition and how/where you drive. See www.fueleconomy.gov. **35.** Manufacturer's est. all-electric driving 37-mile range rating for 2025 Lexus NX 450h+ using EPA's preliminary testing procedure standards on a full charge. Operates at speeds up to 84 mph. For comparison purposes only. Mileage will vary for many reasons, including vehicle's condition and how/where you drive. Battery capacity also decreases with time and use which will reduce range. See www.fueleconomy.gov. **36.** Charging may not be compatible with all mobile phones, smart devices, tablets, e-readers, MP3/WMA players and like models. **37.** HomeLink and HomeLink® house icon are registered trademarks of Genex Corporation. **38.** Intuitive Parking Assist may warn drivers of, and potentially brake for, collisions with certain objects when traveling at low speeds. Drivers should visually confirm clearance during use. See *Owner's Manual* for limitations. **39.** Do not rely exclusively on Blind Spot Monitor. Look over shoulder and use turn signal. See *Owner's Manual* for limitations. **40.** Do not rely exclusively on the Rear Cross-Traffic Alert. Visually confirm clearance during use. See *Owner's Manual* for limitations. **41.** EV Mode lets you operate solely on battery power at low speeds for short distances and in limited circumstances, such as in a parking garage. Different conditions may prevent or limit usage. See your *Owner's Manual* for instructions and limitations. **42.** Water, weather, dirt, and other conditions may cause the hands-free power liftgate sensor to not operate properly. See *Owner's Manual* for limitations. Installation of a tow hitch receiver or other accessories located near the rear bumper or side-door kick sensors may require disabling or removing the kick sensor, and the sensor operation setting in your vehicle should be turned off. See *Owner's Manual* for limitations. **43.** The Panoramic View Monitor does not provide a comprehensive view of the area surrounding your vehicle. Look around to confirm clearance. See *Owner's Manual* for limitations. **44.** Installation of the Activity Mount or other accessories located near the rear bumper may require disabling or removing the kick sensor, and the sensor operation setting in your vehicle should be turned off. Follow all load restrictions and never tow using the Activity Mount. **45.** Cargo and load capacity limited by weight and distribution. Always properly secure cargo and cargo area. **46.** This floor liner or floor mat was designed specifically for use in your model and model year vehicle and SHOULD NOT be used in any other vehicle. To avoid potential interference with pedal operation, each liner or mat must be secured with its fasteners. Do not install a floor liner or mat on top of an existing floor liner or mat. **47.** Genuine Lexus Paint Protection Film by 3M™ is designed for specific sections of the vehicle most prone to chipping which may vary depending on vehicle model. Select applications may require an additional charge. Lexus Genuine Accessory Warranty only applies when installation is performed by a trained Lexus-approved installer. See Lexus dealer for details. **48.** Accessories may vary by model year, not be available in all regions of the country, or require a special order. Please see your dealer for availability.

Lexus strives to build vehicles to match customer interest, and thus they typically are built with popular options and option packages. Not all options/packages are available separately, and some may not be available in all regions of the country. Lexus Interface display shown may not reflect most recent over-the-air enhancements. See lexus.com for information about options/packages commonly available in your area. If you would prefer a vehicle without any or with different options, contact your dealer to check for current availability or the possibility of placing a special order. Specifications, features, equipment, technical data, performance figures, options, and color and trim are based upon information available at time of publishing, are subject to change without notice, and are for mainland U.S.A. vehicles only. Vehicles shown may be prototypes, shown using visual effects and/or shown with options. Actual models may vary. Colors depicted may vary based on multiple factors, including ambient lighting and the format in which they are being viewed (e.g., computer, mobile device, or print). See your Lexus dealer for details. Lexus reminds you to wear seatbelts, secure children in rear seat, obey all traffic laws and drive responsibly. For more information, call 800-USA-LEXUS (872-5398) or visit lexus.com. To learn more about your financing options, contact your Lexus dealer or call Lexus Financial Services at 800-874-7050.