

1 9 8 7 P L Y M O U T H

S U N D A N C E





**S**undance: born in America of the American spirit. Brand-new from Plymouth. Fit, fully equipped and thoroughly fun. Sundance is a modern, new kind of compact automobile with time-proven engineering: a 2.2-liter EFI engine with overhead cam, front-wheel drive, power-assisted brakes, power-assisted steering, and a host of other helpful features that bring back the good-time feeling when you're on the road.



Two-door or four-door with liftback versatility, aerodynamic sensibility, turbo or not, Sundance makes good on the American dream. Born in America, this is an automobile that is definitely here to stay. A new kind of Plymouth with one special purpose: exciting transportation when you're on the road. Sundance.

**T**here's an exhilarating excitement that's happening right now at Plymouth and no other automobile so aptly conveys that feeling than the 1987 Plymouth Sundance. Unbelievable American. Unbelievable because everything you thought came only in an import is now born in America in the form of Sundance. One of the best values in its class, quality-built Sundance offers 47 standard features along with contemporary and satisfying styling, engineering, handling, performance and versatility. And what's more, Plymouth dependability and reliability are built-in. The 1987 Plymouth Sundance. A car for the times that should definitely be in your future. Experience the 1987 Sundance today.





Some of the equipment shown or described throughout this catalog is available at extra cost.

**About this catalog.** We have tried to make this catalog as complete as possible. However, since the time of printing, some of the information you'll find here may have been updated. Your dealer has details, and you should ask him for current information before ordering.

**T**here's an exhilarating excitement that's happening right now at Plymouth and no other automobile so aptly conveys that feeling than the 1987 Plymouth Sundance. Unbelievable American. Unbelievable because everything you thought can be called the import is now born in America in the form of Sundance. One of the best values in its class, quality-built Sundance offers 47 standard features along with contemporary and satisfying styling, engineering, handling, performance and versatility. And what's more, Plymouth dependability and reliability are built-in.

The 1987 Plymouth Sundance. A car for the times that should definitely be in your future. Experience the 1987 Sundance today.




SUNDANCE'S INTERIOR DESIGN LENDS ITSELF TO CONCISE DESCRIPTION. EVERYTHING IS AS IT SHOULD BE.

SUNDANCE'S STANDARD CONTOURED PREMIUM BUCKET SEATS WITH LATERAL SUPPORTS AND ADJUSTABLE HEAD RESTRAINTS OFFER TRULY RESPONSIVE SUPPORT. THE STANDARD CLOTH WITH VINYL TRIM COVERING IS REPEATED ON THE DOOR PANELS WITH CLOTH INSERTS AND LOWER CARPETING. THE 40/60 SPLIT FOLDING REAR SEAT AND LIFTGATE WORK TOGETHER FOR OPTIMAL CARGO ADAPTABILITY.

ALL DRIVER CONTROLS AND INSTRUMENTATION (SEE FACING PAGE), AS WELL AS MANY OF SUNDANCE'S STANDARD CONVENIENCES, ARE WITHIN EASY REACH AND SIGHT. THEY CONTRIBUTE MUCH TO DRIVER CONFIDENCE AND CONTROL, WHETHER HIGHWAY CRUISING OR CITY STREET MANEUVERING.

DRIVING SUNDANCE, YOU WILL FIND NOTHING MISSING, NOTHING OUT OF PLACE—A COMPLETENESS REPRESENTING PLYMOUTH'S COMMITMENT TO SUNDANCE AND ITS DRIVER.





**D**etails, details. Sundance is equipped for the infinite world of driving situations and encounters. The Sundance four-door interior reflects this preparedness for the driving experience.

**T**he Sundance four-door interior. Designed for immediate information, decisions and reactions. Enthusiast-preferred electro-mechanical instrumentation with tachometer rests behind the sport steering wheel. At the driver's right hand are a floor-mounted shift lever and a mini-console with front and rear storage bins. The available full-length center console (shown left) features a forward storage compartment with door, a rear cubby bin (replaced by optional power windows and power mirror controls when chosen), and more. Child-proof rear door locks are standard for increased security.



Sundance two-door. An array of standard equipment for above-standard benefits. A standard 2.2-liter engine with electronic fuel injection for economical performance and precise fuel metering. Standard five-speed close-ratio manual transaxle with overdrive fifth gear for improved fuel usage at highway speeds. Standard precision handling system for on-the-road stability, with gas-charged dual-path Iso-Struts that contribute much to the cause. Standard front and rear antisway bars for in-control cornering and handling. Standard firm-feel power-assisted rack-and-pinion steering for precise maneuverability and comfort. Standard power-assisted brakes for confident, quick stops.



What you do with Sundance two-door's range of standard equipment is, of course, your option.




**S**undance two-door is a personal statement of the drive for success. For some drivers, the flexibility offered by a four-door sedan is irrelevant. These drivers are up and away on a moment's notice, and need a vehicle that is as streamlined as their lives, a vehicle that makes a statement about where they're going. For these singular people, we have created a singular automobile: Sundance two-door.

But streamlined doesn't mean stripped. Quite the contrary, Sundance two-door offers the same features as Sundance four-door. Every one of them. Except, of course, the rear door locks.


For a vehicle as individual as your life, choose Sundance two-door. And assure yourself of four-door sensibilities while enjoying two-door styling impact.



**S**pace for all the right moves. Sundance two-door drivers may travel light most of the time, but this automobile's standard interior can accommodate almost any change in plans that arises. Of course you'll be up front and in control with Sundance's standard premium contoured low-back bucket seats. The 40/60 split folding rear seat efficiently accepts your longer cargo without sacrificing room for a tag-along. Sundance's lift-gate is just as efficient, opening with a touch of the remote control switch to reveal even more cargo room—15.3 cubic feet. Alone or not, Sundance won't crowd you. Instrumentation is complete—where you need it when you need it. Even the five-speed manual transaxle shifter won't make you go searching. Space on command, ingeniously hidden away until it's necessary. The Sundance two-door.



# PLYMOUTH



The power of choice. Plymouth is well aware that the Sundance driver may also be a turbo enthusiast. More power to him or her. The Sundance Turbo, available in both two- and four-door styling, is more than a spirited power plant, however. It is a precise assemblage of features which work together toward one specific end: confident excitement.

A 2.2-liter turbocharged four-cylinder engine with Chrysler/Bosch multipoint electronic fuel injection begins the power play. Generating up to 146 horsepower, this engine delivers speed in an efficient yet responsive manner. Equal-length drive shafts have been incorporated for enhanced directional stability at all speeds. Performance-handling tires promote surefooted touring. Power-assisted front disc brakes with self-adjusting rear drums, tandem booster and vented rotor provide safe, confident stops through advanced engineering. Engine dress-up, a performance-tuned stainless steel exhaust system\* with bright dual exhaust tip, heel-toe brake accelerator pedal (with manual trans-axle), turbo identification, a special message center, and a turbo vacuum boost gauge complete the Sundance Turbo Package with functional excellence.

\*May be subject to late availability.

## SUNDANCE OPTIONS

The 1987 Plymouth Sundance offers a wide range of available options to answer your personal transportation needs. Selected options include:

(A) Air conditioning\* will keep the Sundance inhabitant cool despite the hot weather outside.

(B) The AM stereo<sup>1</sup>/FM stereo premium radio features electronic tuning, with seek-and-scan; Dynamic Noise Reduction;<sup>2</sup> a cassette tape player with automatic reverse; four speakers; and an integral digital clock.

(C) Rear window defroster will keep your view clear for on-the-road decisions.

(D) Removable flip-up sun roof features cargo area tie-down straps and a vinyl protective storage bag to keep your investment secure.

(E) Dual power remote control outside rearview mirrors, and power windows give new meaning to total convenience in your Sundance. (Requires full-length console.)



(F) Tilt steering lets you choose your optimal driving position. Available as part of the Deluxe Convenience Package.

(G) Turbocharged excitement can be yours with the Turbo Engine Package. (See page 18 for details.)

(H) Electronic speed control increases on-the-road comfort and helps improve fuel economy. A new 1987 safety feature automatically shuts down the system when traction is lost. Available as part of the Deluxe Convenience Package.

(I) Fourteen-inch cast aluminum five-spoke road wheels add just the right sport touch to any Sundance.

\*There are special engine-cooling requirements for factory-installed air conditioning. Failure to follow these requirements may invalidate warranty. See your dealer for details.  
<sup>1</sup>Some AM stereo broadcasting may not be compatible with this radio.  
<sup>2</sup>Dynamic Noise Reduction is a trademark of National Semiconductor Corporation.

## 1987 PLYMOUTH SUNDANCE EXTERIOR COLORS




Dark Cordovan Pearl Coat



Ice Blue Clear Coat



Light Rosewood Mist Pearl Coat\*



Black Clear Coat



Graphic Red Clear Coat



Charcoal Pearl Coat



Chestnut Brown Pearl Coat



Radiant Silver Clear Coat



Twilight Blue Pearl Coat\*



White Clear Coat

NOTE: Due to printing limitations, the colors shown will vary slightly from actual hues. See your Plymouth dealer for accurate color chips.  
 Clear Coat finish is standard on every 1987 passenger car built by Chrysler Motors.  
 \*Available at extra cost.

## PLYMOUTH SUNDANCE STANDARD & OPTIONAL FEATURES

STANDARD AND OPTIONAL EQUIPMENT	2-DR	4-DR
Air Conditioning <sup>1</sup> —Includes bi-level ventilation	E	E
Alternator—90-ampere	S	S
Antenna—Fixed mast	S	S
Ash Receiver—Front	S	S
Battery—335-ampere; maintenance-free	S	S
Bracket—Front license plate (standard in states where required)	NC	NC
Brake—Parking; foot-operated	S	S
Brakes—Power-assisted: front vented disc and rear drum	S	S
Bumpers—Body color; with bright accent stripe	S	S
Carpeting—Cargo compartment dress-up: charcoal	S	S
Carpeting—Passenger compartment: color-keyed	S	S
Chimes—Headlights on; key in ignition; seat belt reminder	S	S
Cigar Lighter—With illuminated socket	S	S
Clock—Electronic digital; integral with all radios	S	S
Coat Hooks—Rear compartment: two	S	S
Console—Full; with padded center armrest, rear ash receiver, storage bin with latch and coin holder	E	E
Console—Mini; includes front and rear storage bins	S	S
Corrosion Protection—Urethane protective coating on lower body panels; extensive use of galvanized steel	S	S
Defroster—Rear window: electric (required at extra cost on all passenger vehicles registered in New York state)	E	E
Demisters—Side window	S	S
Door Locks—Power: (childproof on four-door rear doors only)	E	E
Electronic Ignition and Voltage Regulator	S	S
Emissions Controls—California (required at extra cost on all vehicles registered in California; not available otherwise)	E	E
Engine—2.2-liter four-cylinder with electronic fuel injection	S	S
Engine—2.2-liter four-cylinder turbocharged with electronic fuel injection	E	E
Exhaust System—Stainless steel	S	S
Fuel Filler Cap—Tethered	S	S
Fuel Tank—14-gallon	S	S
Glass—Tinted: all windows (required with air conditioning)	E	E
Glass—Tinted: liftgate only	S	S
Glass—Tinted: liftgate and quarter windows	S	NA
Glove Box—Non-locking; with cup holder depressions	S	S
Grille—Bright; with bright Pentastar	S	S
Headlights—Halogen: single rectangular with plastic lenses	S	S
Headliner—Cloth-covered	S	S
Heater and Defroster—With bi-level ventilation	S	S
Hood—Counterbalanced	S	S
Hood Release—Inside	S	S

## SUNDANCE POWER TRAIN CHART<sup>1</sup>

TYPE	DISPLACEMENT	BORE & STROKE	COMPRESSION RATIO	HORSEPOWER / TORQUE		TRANSAXLE AVAILABILITY
				SAE NET @ RPM		
4-cylinder OHC single-point electronic fuel injection: standard	2.2-liter (135 CID)	3.44" x 3.62"	9.5:1	97 hp @ 5,200	122 lb-ft @ 3,200	5-speed close-ratio manual overdrive (2.51 OTGR); standard 3-speed automatic (3.02 OTGR): optional
4-cylinder OHC multipoint electronic fuel injection, turbocharged <sup>2</sup> : optional <sup>3</sup>	2.2-liter (135 CID)	3.44" x 3.62"	8.1:1	146 hp @ 5,200	170 lb-ft @ 3,600	5-speed close-ratio manual overdrive (2.51 OTGR): optional 3-speed automatic (3.02 OTGR): optional

<sup>1</sup>OTGR—Overall top gear ratio. <sup>2</sup>Emissions controls required at extra cost on all vehicles registered in California, not available otherwise.  
<sup>3</sup>Premium unleaded fuel recommended. Turbocharged engine not recommended for trailer towing, and such use may invalidate warranty. <sup>3</sup>Available in package only.

STANDARD AND OPTIONAL EQUIPMENT	2-DR	4-DR
Horn—Single-note	S	S
Instrument Cluster—Mechanical: includes engine temperature, fuel level and voltage gauges; odometer; speedometer; tachometer; and trip odometer with reset	S	S
Lights—Dome; parking, front and rear; side marker, front and rear	S	S
Mirror—Interior, passenger visor vanity: non-illuminated	S	S
Mirror—Interior, rearview day/night	S	S
Mirrors—Exterior, dual rearview manual remote control	E	E
Mirrors—Exterior, dual rearview power remote control	S	S
Molding—Bodyside: bright accent	S	S
Moldings—Belt and upper door, wide bright; headlight surround, bright; liftgate, black upper and lower	S	S
Multifunction Steering Column-Mounted Control Lever—Controls for directional signals and lane-change feature, headlight dimmer, windshield wiper/washer speed control when this option is ordered or included	S	S
Radio—AM; with integral digital clock	S	S
Radio—AM stereo <sup>2</sup> /FM stereo: electronic tuning; four speakers; integral digital clock	E	E
Radio—AM stereo <sup>2</sup> /FM stereo, premium: electronic tuning; seek-and-scan; Dynamic Noise Reduction <sup>3</sup> ; cassette tape player with automatic reverse; four speakers; integral digital clock	E	E
Seatback—Rear: 40/60 split	S	S
Seats—Premium low-back reclining front buckets: cloth with vinyl trim	S	S
Shelf Panel—Removable: carpeted	S	S
Steering—14:1 ratio rack-and-pinion: power-assisted	S	S
Steering Wheel—Sport	S	S
Sun Roof—Tinted glass; includes cargo area tie-down straps and protective storage bag	E	E
Suspension—Precision-handling: gas-charged front Iso-Struts; rear shock absorbers with front and rear antisway bars	S	S
Tire—Spare: compact	S	S
Tire—Spare: conventional	E	E
Tires—P185/70R14 steel-belted radial black sidewall (set of four)	S	S
Transaxle—Automatic: three-speed	E	E
Transaxle—Manual: five-speed overdrive	S	S
Wheel Covers—Sport: 14-inch (set of four)	S	S
Wheels—Road: 14-inch cast aluminum (set of four)	E	E
Windows—Power (late availability on four-door)	E	E
Windshield Wipers—Deluxe: intermittent wipe feature	S	S

S—Standard. E—Extra-cost option. NC—No-charge option.

<sup>1</sup>There are special engine cooling requirements for field-installed air conditioning. Failure to follow these requirements may invalidate warranty. See your dealer for details.

<sup>2</sup>Some AM stereo broadcasting may not be compatible with this radio.

<sup>3</sup>Dynamic Noise Reduction is a trademark of National Semiconductor Corporation.

Certain models, packages and options are subject to specific restrictions, requirements, or late availability. See your dealer for the latest ordering information.

## PACKAGES AND ACCESSORY GROUPS

**LIGHT PACKAGE** • Ash receiver\* • Cargo compartment\* • Glove box\* • Ignition switch time delay\* • Rear door dome light switch (four-door model only) • Underhood\* • Visor vanity map/reading light (passenger side)\*

\*Available in package only.

**POPULAR EQUIPMENT DISCOUNT PACKAGE** • AM stereo\*/FM stereo radio with electronic tuning and integral digital clock • Electric rear window defroster • Light Package

\*Some AM stereo broadcasting may not be compatible with this radio.

**PROTECTION PACKAGE** • Front and rear carpeted floor mats\* • Undercoating\*

\*Available in package only.

**TURBO ENGINE PACKAGE** • 2.2-liter four-cylinder turbocharged engine\* • Heel-toe brake/accelerator pedals (in combination with manual transaxle; turbo only)\* • Message Center with reminder lights for door ajar, liftgate ajar, low fuel, low washer fluid\* • P185/70R14 steel-belted radial raised black letter performance-handling tires (set of four)\* • Power-assisted front disc brakes with self-adjusting drum rear, tandem booster and vented rotor\* • 125 mph speedometer\* • Stainless steel performance-tuned exhaust system with bright exhaust tips\* • "Turbo—Electronic Fuel Injection" nameplates\* • Turbo engine dress-up\* • Turbo vacuum boost gauge\*

\*Available in package only.

**DELUXE CONVENIENCE PACKAGE** • Automatic speed control\* • Tilt steering column\*

\*Available in package only.

**STANDARD SAFETY FEATURES** • Antitheft trunk locks • Backup lights • Brake fluid pressure loss warning light (also serves as indicator when parking brake is applied) • Center high-mounted supplemental stoplight • Childproof rear door locks (four-door only) • Combination lap-shoulder belts for the driver and right front passenger; lap belts for all other passengers • Double ball-joint rearview mirror mount • Dual braking system with separate brake fluid reservoirs in the master cylinder • Dual throttle return springs • Electric windshield washers • Energy-absorbing front seatbacks • Energy-absorbing instrument panel and sun visors • Energy-absorbing steering column • Fade-resistant front vented disc brakes • Front seat head restraints • Glare reduction measures for instrument panel, steering wheel, and windshield wipers • Hazard warning flasher system • Ignition and steering column lock • Impact-actuated fuel supply shutdown relay • Inside and dual outside rearview mirrors • Interlocking door latches • Key left in ignition reminder • Nonoverride door locks (except driver's door) • Recessed inside door release handles • Reinforced windshield header and roof • Resilient window crank knobs • Glove box latch • Safety-Rim wheels • Seat belt reminder system • Seatback inertia latches on folding front seats (two-door models) • Shatter-resistant glass • Side door beams • Side marker lights and reflectors • Turn signals with lane-change feature

## CONSIDER LEASING

More consumers are considering leasing as an alternative to buying. Leasing a new Plymouth Sundance usually involves a small security deposit and a first month's lease payment. Monthly payments are usually less than financing a new car purchase. Ask your dealer for details.



MOPAR parts are engineered by Chrysler Motors for use in your new Plymouth Sundance. When replacement is necessary, be sure to specify MOPAR parts. Used by professional mechanics all over the world.

## PLYMOUTH SUNDANCE DIMENSIONS, WEIGHT, AND CAPACITY

Length	171.7"
Width	67.3"
Height	52.7"
Wheelbase	97.0"
Turning Diameter (curb to curb)	33.9'
Curb Weight (estimated; lb)	
Two-door	2,466
Four-door	2,501
Carco Capacity	
With rear seatbacks up	15.3 cu ft
With rear seatbacks down	33.1 cu ft (four-door) 33.4 cu ft (two-door)
Passenger Capacity	5
Fuel Capacity	14 gal

## 5/50 LIMITED WARRANTY

Upon expiration of the basic 12-month or 12,000-mile new vehicle limited warranty, limited warranty coverage is extended on power train components to five years or 50,000 miles (two years or 24,000 miles for fleet and lease vehicles), plus outer panel rust-through protection of five years or 50,000 miles. A deductible may be required. Export vehicles excluded. See copy at your dealer.



## OPTIONAL SERVICE CONTRACT

Chrysler Service Contracts provide you with additional peace of mind protection for your new vehicle. Coverage starts on the specified major components after your vehicle's basic 12-month or 12,000-mile limited warranty expires and continues for five years or 50,000 miles from the original warranty start date. A deductible applies. Allowances for car rental and towing are also included. See copy at your dealer.

All product illustrations and specifications are based on authorized information. Although descriptions are believed correct at publication approval, accuracy cannot be guaranteed. Chrysler Motors reserves the right to make changes from time to time, without notice or obligation, in prices, specifications, colors and materials, and to change or discontinue models. See your dealer for the latest information.



BUCKLE UP FOR SAFETY.

**The Pride Is Back.**  
BORN IN AMERICA.