

04

EXPLORER SPORT TRAC



Explorer Sport Trac

THE MOST HIGHLY EVOLVED SUVs ON EARTH :- Or anywhere else.

THE 2004 FORD SUV LINEUP – ESCAPE, EXPLORER SPORT TRAC, EXPLORER, EXPEDITION AND EXCURSION – DESCENDS FROM SOME OF THE BEST OF THE ROAD'S RUGGED WARRIORS. WHATEVER YOUR NEEDS, YOU NEED LOOK NO FURTHER. YOUR ANSWER'S HERE.

CONSIDER FORD EXPLORER SPORT TRAC. WITH FOUR DOORS AND AN OPEN CARGO BED, IT'S A FUN-JUNKIE'S DREAM COME TRUE. WHILE EVERYONE'S GEAR IS STORED OUT BACK, UP TO 5 PEOPLE CAN RELAX TOGETHER QUITE COMFORTABLY IN THE CABIN. COMBINING THE VERSATILITY AND COMFORTS OF AN SUV WITH THE HARD-WORKING ATTITUDE OF A TRUCK, SPORT TRAC IS EQUIPPED FOR WHATEVER YOU THROW AT IT. IN SHORT, IT WALKS THE WALK AND TALKS THE TALK. JUST LIKE YOU.

- PERFORMANCE:** DRIVEN BY ADVENTURE PAGES 2-3
- ADRENALIN:** 510 WATTS OF PULSE-POUNDING PERFORMANCE PAGES 4-5
- VERSATILITY:** SUV + PICKUP = NOTHING ELSE LIKE IT PAGES 6-7
- REFINEMENTS:** YOUR COMMAND CENTER FOR ADVENTURE PAGES 8-9

ESCAPE :- **EXPLORER SPORT TRAC** :- EXPLORER :- EXPEDITION :- EXCURSION



Body-color front fascia, bumpers, moldings and side step bars
6-way power driver's seat and driver power lumbar support
High-series floor console with rear climate controls
4.10:1 rear axle ratio

Electrochromic auto-dimming rearview mirror
16" 5-spoke bright cast aluminum wheels
Fog lamps
Overhead console with outside temperature display and compass

XL PREMIUM

Explorer Sport Trac XLT Premium in Silver Birch Metallic.
Shown on cover: Explorer Sport Trac XLT Premium in Red Fire Metallic.

4.0L SOHC V6 engine
 16" 5-spoke cast aluminum wheels
 AM/FM stereo with CD player
 Black, dual fold-away power
 sideview mirrors

Power windows and door locks
 Remote keyless entry system
 Tilt steering wheel
 Speed control
 Berber carpeted floor mats

XLT



Explorer Sport Trac XLT with optional Premium Sport Group, in Pueblo Gold Metallic.

Performance

WARNING: MAKES FREQUENT STOPS FOR ADVENTURE.

WITH A PASSION FOR ADVENTURE AND THE ATTITUDE TO MAKE IT HAPPEN, EXPLORER SPORT TRAC IS BUILT FOR RUGGED ACTION. A STANDARD 4.0L SOHC V6 ENGINE KICKS OUT 210 HP* AND 249 LB.-FT. OF TORQUE. SINCE A LOT OF THAT TORQUE RESIDES AT THE LOW END FOR STRONG ACCELERATION AND PULLING POWER, THERE'S ALWAYS SOMETHING HAPPENIN' HERE. AND WITH THE 5-SPEED AUTOMATIC TRANSMISSION GIVING YOU TOWING CAPACITY OF MORE THAN 5000 LBS.**, YOUR DESTINATION WILL BE HOPPING AS WELL (THINK POWERBOAT, PWCs, ATVs, ETC.). SPORT TRAC'S INDEPENDENT FRONT SLA SUSPENSION AND 4X2/4X4 CONFIGURATIONS MEAN THE DOWNTOWN MARINA OR THE CABIN BY THE LAKE ARE WELL WITHIN REACH. HOWEVER YOU DEFINE ADVENTURE, SPORT TRAC IS UP FOR THE CHALLENGE.

*210 hp with E85 fuel; 205 hp with gasoline. **When properly equipped.



Independent Front SLA Suspension



4.0L SOHC V6



Adrenalin

510 WATTS. 9 SPEAKERS. ADRENALIN RUSH.

START WITH SPORT TRAC'S RUGGED GOOD LOOKS, DIAL IT UP WITH 9 SPEAKERS AND 510 WATTS OF PURE PIONEER® SOUND, AND YOU'VE GOT ONE POWERFUL BASS RIFF. INTRODUCING THE 2004 EXPLORER SPORT TRAC ADRENALIN. LOADED WITH EVERYTHING YOU'LL NEED TO BE SEEN AND HEARD, ADRENALIN BOASTS 16" CHROME-PLATED WHEELS, CHROME SIDE STEP BARS AND A MONOCHROMATIC PAINT SCHEME. INSIDE, THE ADRENALIN NAME ON THE FRONT-SEAT HEAD RESTRAINTS LETS YOU KNOW THIS IS AN "ST" LIKE NO OTHER. YOU'LL KNOW WHY AS SOON AS YOU TURN ON THE PIONEER PREMIUM 6-DISC IN-DASH CD/MP3 AUDIO SYSTEM WITH NEON BACKLIGHTING. 9 SPEAKERS (INCLUDING AN 8" SUB-WOOFER) CRANK OUT YOUR TUNES WITH MAXIMUM IMPACT AND INCREDIBLE SOUND. IT'S LIKE ONE EXTRAORDINARY ROCK 'N' ROLL SHOW ON WHEELS. AND YOU'VE GOT THE PREMIUM SEATS.

Adrenalin's Pioneer Premium Audio System has 8 strategically placed speakers and one huge 8" subwoofer. The result is 510 watts of pure sonic delight. A 6-disc in-dash CD/MP3 changer with neon backlighting completes the system.



Pioneer® Premium Audio sound system with 9 speakers and 510 watts of peak power
16" chrome-plated wheels
Adrenalin tailgate badge and logo on front-seat head restraints

Adrenalin

Color-keyed front fascia, bumpers and moldings
Center floor console with 4 cupholders and removable soft-pack storage bag
Chrome side step bars


Explorer Sport Trac Adrenalin (late availability) in Black.



Explorer Sport Trac XLT Premium in Red Fire Metallic. Shown with available Cargo Cage that extends the bed to 6 feet.

Versatility

YOU'VE GOT NEEDS. IT'S GOT MULTIPLE ANSWERS.



- 1 Innovation abounds in Sport Trac. The power rear window is just one example. Tap the control knob and it lowers a couple of inches for venting, or twist it and the window lowers all the way down.
- 2 Sport Trac's industry-first composite bed can be accessed from inside by lowering the power rear window to load smaller items. For larger cargo, simply open the rear liftgate.
- 3 The cargo bed's 12V power point can juice up a notebook computer, lights, GPS unit, air pump or anything else with a compatible adapter cord.
- 4 The optional, foldable hard tonneau cover lets you open up as much of your ST cargo bed as you want. When you're done, just close and lock.
- 5 Catch some rays with Sport Trac's available power moonroof. It's equipped with an interior shade to limit your exposure, if you so choose.
- 6 Perfect for loading gear, Sport Trac's open cargo bed is made of a tough, corrosion-proof and dent-resistant sheet-molded composite.
- 7 Cleaning up after adventures is easy, thanks to Sport Trac's washable rubber flooring. On XLT, XLT Premium and Adrenalin models, color-coordinated berber carpeted floor mats are standard, too.
- 8 10 tie-down hooks (3 on each side rail and 4 inside the box) provide strong anchor points for all the appliances you'll be moving. Each is capable of securing up to 700 lbs.

Refinements

THE ADVENTURE SEEKER'S RETREAT.

EVERY FAMOUS EXPLORER HAD A FAVORITE HIDEAWAY. WHY SHOULD YOU BE DIFFERENT? WITH ROOM FOR 5, SPORT TRAC HAS THE STANDARD AND AVAILABLE AMENITIES TO MAKE ANY ADVENTURE MORE MEMORABLE. SPORTY, CLOTH-TRIMMED BUCKET SEATS ARE STANDARD, AS IS THE 60/40 SPLIT-BENCH SEAT IN THE REAR. TO GRACE THE INTERIOR WITH RICH, TWO-TONE LEATHER-TRIMMED, 6-WAY POWER, HEATED DRIVER AND FRONT-PASSENGER SEATS, JUST ADD THE LEATHER-TRIMMED SEATING OPTION ON XLT PREMIUM OR ADRENALIN. FOR MORE, READ ON AT RIGHT.



1 It's all within reach, and it's all standard on XLT, XLT Premium and Adrenalin models: remote keyless entry, driver's door-mounted keypad, leather-wrapped tilt steering wheel, speed control, berber carpeted floor mats and premium CD player (Pioneer® Premium Audio sound system on Adrenalin).

2 Sport Trac's available Safety Canopy™ System uses advanced sensors to deploy side-curtain airbags in certain side-impact or rollover events. Each airbag covers approximately 2/3 of the side glass and stays inflated for a longer duration to provide enhanced head and shoulder protection.


3 The Pioneer AM/FM sound system, available on XLT and XLT Premium, includes a 6-disc in-dash CD changer and 290 watts of peak audio power. Add the dealer-installed Sirius Satellite Radio service to this system and you can get 100 channels of music and entertainment coast to coast. No matter where you are, your favorite music travels with you, including information on the artist, album name and song title on the display panel. See your Ford Dealer for activation details.

4 Since adventure seeking and defying the elements are part of your makeup, you'll be happy to know the controls for Sport Trac's heated front seats are practically out of sight. No one needs to know you pamper yourself occasionally. Available on XLT Premium and Adrenalin with leather-trimmed seats.

5 Berber carpeted floor mats with the Sport Trac logo (front mats only) dress up XLT, XLT Premium and Adrenalin models. Textured, molded-composite flooring underneath takes on the muddiest boots and washes up easily.

6 Just fold down either section of the rear 60/40 split-bench seat and you've got an instant cargo carrier.

Cargo and load capacity limited by weight and weight distribution.



Explorer Sport Trac XLT Premium with optional leather-trimmed seats in Medium Dark Flint two-tone.

SPORT TRAC STANDS OUT

POWERING SPORT TRAC'S PASSION FOR ADVENTURE IS A HOST OF CLASS* EXCLUSIVES:

POWERFUL

- THE MOST STANDARD HORSEPOWER (210)** THANKS TO A 4.0L SOHC V6 ENGINE
- THE ONLY 5-SPEED AUTOMATIC TRANSMISSION

VERSATILE

- THE ONLY POWER REAR WINDOW
- THE MOST REAR-SEAT HEAD AND LEG ROOM
- ONLY AVAILABLE POWER MOONROOF
- ONLY AVAILABLE SAFETY CANOPY™ SYSTEM
- ONLY CARGO AREA POWER OUTLET
- AN INDUSTRY-FIRST COMPOSITE BED THAT'S CORROSION PROOF AND DENT RESISTANT

*Class is 4-regular-door compact pickup.
**210 hp with E85 fuel, 205 hp with gasoline.



Explorer Sport Trac XLT with optional Premium Sport Group, in Competition Orange (late availability). Shown with available Cargo Cage and power moonroof.

DEALER ACCESSORIES

See your dealer for these and other great dealer-installed Genuine Ford Accessories or visit us at www.fordaccessoriesstore.com.



1 With the GPS Navigation System, just enter in your destination and global positioning satellites guide you there.



2 Stand back, way back, and still start your Sport Trac with the remote start accessory. It turns on the ignition from up to 500 ft. away.



3 The soft tonneau cover completes your Sport Trac. Also available – a one-piece hard tonneau.



4 Got 4 bikes? No problem. Take the crew and their wheels with this handy hitch-mounted bike rack.

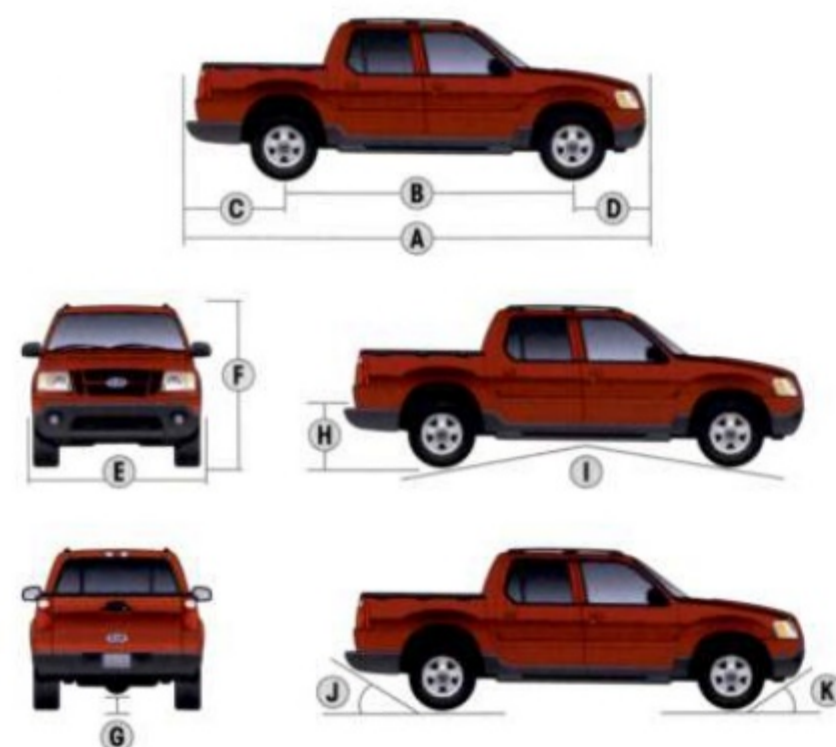


5 Split Sport Trac's cargo bed into 2 sections with the bed divider. It locks into place and provides a locking storage area at the front of the bed when used with the optional folding hard tonneau cover.



6 Pack your gear "safari style" with the Yakima® LoadWarrior rack. This multi-function system attaches to the standard roof rails and dealer-installed crossbars. Or easily attach bike, ski or kayak mounts directly to the basket.

DIMENSIONS



| Exterior | 4x2/4x4 |
|-----------------------------------|-------------|
| A. Overall length | 205.9" |
| B. Wheelbase | 125.9" |
| C. Overhang - rear | 45.4" |
| D. Overhang - front | 34.6" |
| E. Overall width | 71.8" |
| F. Height | 70.5"/70.4" |
| G. Ground clearance (rear axle) | 6.7" |
| H. Ground to open tailgate height | 32.4" |
| I. Ramp breakover angle | 22.3°/22.4° |
| J. Angle of departure | 23.1° |
| K. Angle of approach | 26.7° |

| Interior | 1st row | 2nd row |
|---------------|---------|---------|
| Head room | 39.4" | 38.7" |
| Shoulder room | 56.3" | 56.9" |
| Hip room | 53.0" | 52.7" |
| Leg room | 42.4" | 37.8" |

| Cargo Area | 4x2/4x4 |
|--------------------------------|---------|
| Maximum cargo volume (cu. ft.) | 29.6 |
| Length at floor | 50.0" |
| Width at wheelhouse | 41.2" |
| Width at top of box | 53.8" |
| Height with molding | 19.7" |

Comparisons based on 2003 competitive models, publicly available information and Ford certification data at time of printing. Some features discussed may be optional. Vehicles shown may contain optional equipment. Features shown may be offered only in combination with other options or subject to additional ordering requirements or limitations. Following publication of the catalog, certain changes in standard equipment, options and the like, or product delays, may have occurred which would not be included in these pages. Your Ford Dealer is the best source for up-to-date information. Ford Division reserves the right to change product specifications at any time without incurring obligations.

STANDARD FEATURES

Mechanical
 4.0L SOHC V6 engine
 5-speed automatic transmission
 4-wheel power disc brakes with anti-lock braking system (ABS)
 100,000-mile tune-up interval*
 Battery saver
 Body-on-frame construction
 Electronic 2-speed shift-on-the-fly 4-wheel-drive system (4x4 models only)
 Fuel tank - 22.5-gallon capacity
 Power rack-and-pinion steering
 Rear-wheel drive
 Stabilizer bars - Front and rear
 Suspension - Front: independent Short- and Long-Arm with torsion bars; rear: 2-stage leaf springs
 Transfer case skid plate (4x4 models only)

Safety/Security
 Airbags** - Driver and front passenger
 Belt-Minder® safety belt reminder
 Headlamps-on alert chime
 Height-adjustable shoulder safety belts - Front
 Locking tailgate
 LATCH - Lower anchors and tether anchors for child safety seats
 Safety belt energy management retractors - Front
 Safety belt pretensioners - Front
 Safety belts - 3-point for all positions
 SecuriLock® - Passive anti-theft system
 Side-intrusion door beams

Seating
 Front cloth bucket seats with 2-way adjustable head restraints
 Rear cloth 60/40 split-bench seat with 4-way adjustable head restraints

Interior
 Air conditioning
 AM/FM stereo with CD and 4 speakers (60-watt)
 Assist handles - 2 front
 Center floor console with 4 cupholders, padded armrest, removable soft-pouch storage bag and convenience clip
 Floor covering - Easy-to-clean textured composite
 Power door locks with rear-door child safety locks
 Power points - 1 in front, 1 in cargo area
 Power windows - With one-touch-down driver's-side feature
 Tachometer

Exterior
 Cargo bed - Rustproof composite material
 Cargo tie-down hooks - 4 in cargo box, 6 on cargo box exterior
 Lower bodyside moldings - Platinum molded-in color on XLS and XLT, painted body color on XLT Premium and Adrenalin
 Power rear window with anti-pinch feature
 Privacy glass - Rear doors and rear window
 Roof rails
 Solar-tinted glass - Windshield and front doors
 Trailer tow - Rear step bumper with Class II rating and 4-pin connector
 Windshield wipers - Speed-sensitive intermittent with washer

*Under normal driving conditions with regular fluid and filter changes.
 **Always wear your safety belt and secure children in the rear seat.

MODEL-SPECIFIC FEATURES/OPTIONS

| | XLS 4x2 or 4x4 | XLT 4x2 or 4x4 | XLT Premium 4x2 or 4x4 | Adrenalin 4x2 or 4x4 (late availability) |
|---|----------------|----------------|------------------------|--|
| Mechanical | | | | |
| 16" 5-spoke cast aluminum wheels | ● | ● | — | — |
| 16" 5-spoke bright cast aluminum wheels | — | ○ | ● | — |
| 16" 5-spoke chrome-plated wheels | — | — | — | ● |
| P235/70R16 all-season BSW tires (XLT 4x2) | — | — | ● | — |
| P235/70R16 all-season OWL tires (XLT 4x4) | — | — | ● | — |
| P235/70R16 all-season OWL tires (XLT 4x2) | — | — | — | ● |
| P255/70R16 all-terrain OWL tires† | — | — | — | ● |
| Limited-slip rear axle ratio - 3.73:1 | — | — | ○ | — |
| Limited-slip rear axle ratio - 4.10:1** | — | — | — | ● |
| Safety/Security | | | | |
| Safety Canopy™ System | ○ | ○ | ○ | ○ |
| Seating | | | | |
| Leather-trimmed seats - Two-tone appearance | — | — | ○ | ○ |
| Low-back front bucket seats with 2-way adjustable head restraints | — | — | — | — |
| 6-way power driver and front-passenger seats | — | — | — | — |
| Heated driver and front-passenger seats with power lumbar supports | — | — | — | — |
| Interior | | | | |
| AM/FM stereo with CD/cassette and 4 speakers (80-watt) | — | ○ | ○ | — |
| Pioneer® AM/FM sound system with 6-disc in-dash CD changer (290-watt) | — | — | — | ○ |
| Pioneer AM/FM Premium stereo with 6-CD changer/MP3 capability, 8 speakers and an 8" subwoofer (510 watts) | — | — | — | ● |
| Comfort Group | — | ○ | ● | ○ |
| Low-back front cloth bucket seats with 2-way adjustable head restraints | — | — | — | — |
| 6-way power driver's seat | — | — | — | — |
| 2-way manual passenger's seat | — | — | — | — |
| Driver power lumbar support | — | — | — | — |
| High-series floor console with rear climate controls and headphone jacks (replaces standard center console) | — | — | — | — |
| Overhead console with outside temperature display and compass | — | — | — | — |
| Autolamp (automatic on/off headlamps) | — | — | — | — |
| Electrochromic auto-dimming rearview mirror | — | — | — | — |
| Convenience Group | — | ● | ● | — |
| Autolock/relock | — | — | — | — |
| Leather-wrapped steering wheel | — | — | — | — |
| Remote keyless entry system with driver's door keyless entry keypad | — | — | — | — |
| Speed control | — | — | — | — |
| Tilt steering wheel | — | — | — | — |
| Color-keyed berber carpeted floor mats (front and rear) | — | — | — | — |
| Black, dual fold-away power sideview mirrors | — | — | — | — |
| Exterior | | | | |
| Cargo Cage Bed Extender | ○ | ○ | ○ | ○ |
| Fog lamps† | — | ● | ● | — |
| Hard tonneau cover - Folding | ○ | ○ | ○ | ○ |
| Power moonroof | — | — | ○ | — |
| Premium Sport Group | — | ○ | ● | — |
| 16" 5-spoke bright cast aluminum wheels | — | — | — | — |
| Fog lamps | — | — | — | — |
| Front tow hooks (4x4 models only) | — | — | — | — |
| P255/70R16 all-terrain OWL tires | — | — | — | — |
| Side step bars | — | — | — | — |
| 4.10:1 rear axle ratio | — | — | — | — |
| Side step bars - Platinum molded-in color on XLT, black on XLT Premium, chrome on Adrenalin | — | ○ | ● | — |

● Standard ○ Select Availability ○ Optional — Not Available
 †Available as part of Premium Sport Group on XLT. ††Requires Premium Sport Group on XLT.

WHEELS



16" 5-Spoke Cast Aluminum Wheel
Standard on XLS/XLT



16" 5-Spoke Bright Cast Aluminum Wheel
Standard on XLT Premium,
optional on XLT



16" 5-Spoke Chrome-Plated Wheel
Standard on Adrenalin

ENGINE

| 4.0L SOHC V6 | |
|-------------------------------|--|
| Horsepower: | 210 @ 5250 rpm* |
| Torque: | 249 lb.-ft. @ 3500 rpm |
| Axle ratio: | 3.73:1 (XLS, XLT) 4.10:1 (XLT Premium, Adrenalin) |
| Towing capabilities** (lbs.): | 4x2 4x4 Automatic 5300 5080 |

*210 hp with E85 fuel, 205 hp and 242 lb.-ft. of torque @ 3000 rpm with gasoline. **Maximum capabilities shown are for properly equipped vehicles with required equipment and a 150-lb. driver. Weight of additional options, equipment, passengers and cargo must be deducted from this weight. For additional information, see your Ford Dealer.
 Cargo and load capacity limited by weight and distribution.



Get the ride you want. Whether you plan to lease or finance, you'll find the choices that are right for you at Ford Credit. Ask your Ford Dealer for details or check us out at fordcredit.com.



For a purchase or lease, the Ford Extended Service Plan gives you "Peace-of-Mind" protection designed to cover key vehicle components and protect you from the cost of unexpected repairs. Ask your dealer for an ESP backed by Ford Motor Company and honored at all Ford dealerships.

INTERIOR/EXTERIOR COLORS



Medium Pebble Cloth
Standard on XLS, XLT,
XLT Premium and Adrenalin



Medium Pebble Leather
Optional on XLT Premium
and Adrenalin



Medium Dark Flint Cloth
Standard on XLS, XLT,
XLT Premium and Adrenalin



Medium Dark Flint Leather
Optional on XLT Premium
and Adrenalin

Medium Pebble Medium Dark Flint

XLS

- ● Oxford White
- ● Pueblo Gold Metallic*
- ● Aspen Green Metallic
- ● Silver Birch Metallic
- ● Black

XLT/XLT Premium

- ● Oxford White
- ● Pueblo Gold Metallic*
- ● Competition Orange††
- ● Red Fire Metallic
- ● Estate Green Metallic
- ● Aspen Green Metallic
- ● Dark Blue Pearl Metallic*
- ● Silver Birch Metallic
- ● Black


Adrenalin

- ● Oxford White
- ● Pueblo Gold Metallic*
- ● Competition Orange††
- ● Red Fire Metallic
- ● Estate Green Metallic
- ● Aspen Green Metallic
- ● Dark Blue Pearl Metallic*
- ● Silver Birch Metallic
- ● Black

*New for this model year. †Late availability.



Oxford White



Pueblo Gold Metallic



Competition Orange



Red Fire Metallic



Estate Green Metallic



Aspen Green Metallic



Dark Blue Pearl Metallic



Silver Birch Metallic



Black

Ford uses clearcoat paint for beauty and protection. Colors shown are representative only. See your dealer for actual paint/trim options.



Choose the insurance program that's designed for your vehicle - Ford Motor Company Insurance Services. Our program helps you receive the rates and service you deserve. Call 1-877-367-3847 or visit us at fordvip.com for a no-obligation quote. Insurance offered by American Road Services Company (in CA, American Road Insurance Agency), a licensed agency and subsidiary of Ford Motor Company.



IF YOU HAVEN'T LOOKED AT FORD LATELY...
LOOK AGAIN.



Ford is working closely with the **National Park Foundation** to help develop innovative transportation and environmental solutions that enable visitors to enjoy America's National Parks without compromising their beauty.



Ford is a proud Partner in Education and Founding Member of **Tread Lightly!** Through Education, Restoration and Research, Tread Lightly! empowers generations to enjoy the outdoors responsibly.