



# 05 EXPEDITION



## Leading With Confident Capability.

Everywhere from urban fast lane to rugged backcountry, Ford SUVs empower you with confident capability. Escape, Explorer Sport Trac, Explorer, Expedition and Excursion – each proudly proclaims its Ford heritage, yet each clearly makes its own statement. Ford Expedition has been recognized by Polk for having the highest Model Loyalty in the Full-Size Sport Utility Vehicle Segment.\* With best-in-class\*\* cargo space, exclusive safety features and a new 300-hp 5.4L 3V Triton™ V8 engine, the 2005 Expedition easily powers past the competition.



Escape

Excursion

Expedition

Explorer

Explorer Sport Trac

### 2005 Ford Expedition

#### Power & Performance

New 5.4L 3-Valve Triton™ V8 Engine  
AdvanceTrac® with New Roll Stability Control™

03

#### Capability

Fully Independent Rear Suspension  
Substantial 8900-lb. Towing Capacity  
Control Trac® 4-Wheel Drive

05

#### Interior

Rear-Seat DVD Entertainment System  
Heated and Cooled Front Seats  
Handy PowerFold™ 3rd-Row Seat  
Best-In-Class Cargo Volume  
Innovative 2nd-Row Seating

09

#### Safety & Security

Outstanding Crash Test Performance  
Personal Safety System™  
Available Safety Canopy™ System

13

#### Specifications

Genuine Ford Accessories  
Model Highlights  
Standard and Available Features  
New Colors and Fabrics

15

\*According to R.I. Polk statistics for the Full-Size Sport Utility Vehicle Segment in the 2003 model year, Ford Expedition ranked highest by having the greatest percentage of households return to purchase or lease another Expedition.  
\*\*Full-size SUV class.



NEW Expedition Limited \_ Pueblo Gold Metallic

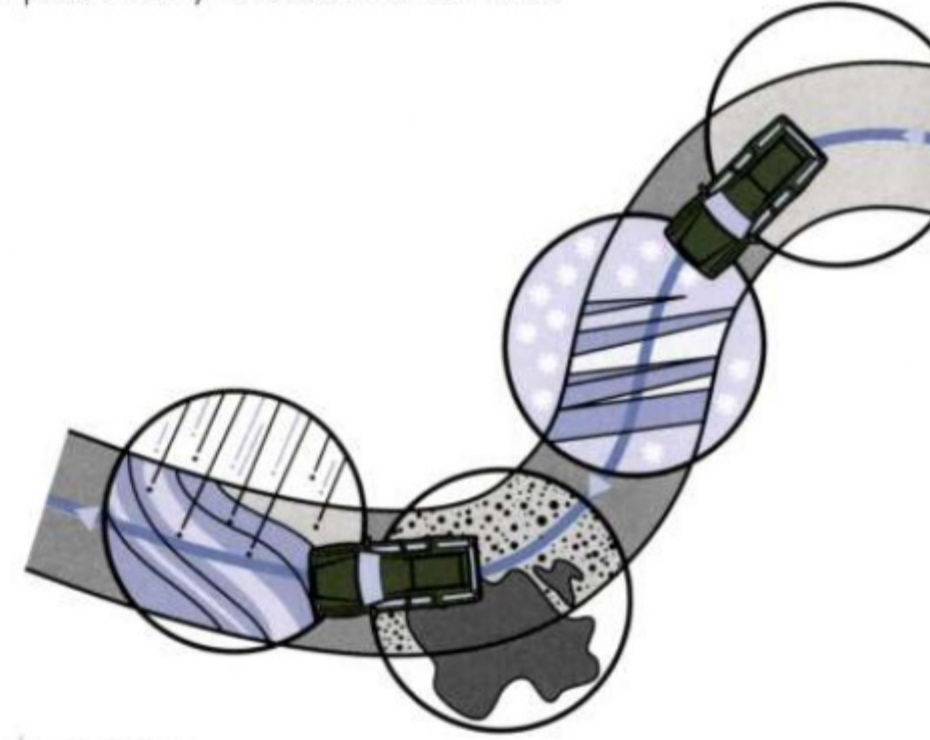


## More Of A Good Thing.

**MORE CONFIDENCE.** Now you've got massive power – and the ability to do with it whatever you choose. Load it up with cargo and passengers, and you'll see what Expedition's new 300-hp engine can do. Expedition is the only vehicle in its class to feature available AdvanceTrac® with the patented Roll Stability Control™ (RSC), so you can tackle road challenges with confidence. This innovative system provides added peace of mind, especially on slippery surfaces and in potentially unstable situations.

### 4 Essential Systems In 1

AdvanceTrac® with RSC – AdvanceTrac® is an electronic stability enhancement system that improves control on slippery surfaces like icy, gravel or rain-soaked roads. RSC, a class-exclusive feature, detects potentially unstable situations and quickly engages AdvanceTrac® to help keep your tires firmly planted on the ground. There are 4 major components of this integrated system: an Anti-lock Brake System, Traction Control, yaw control and a vehicle-roll motion sensor. It automatically utilizes these elements in varying combinations to help give you optimum control at all times.



#### Confident Stopping Power

Anti-lock Brake System (ABS) – This feature regulates brake pressure to help prevent wheel-lockup and skidding when you're stopping the vehicle.

#### Amazing Grip

Traction Control – When the system detects a loss of traction, it quickly responds by reducing engine power when necessary and selectively applying brake force to the slipping wheel while transferring power to the opposite wheel. It helps give you a more seamless and controlled driving experience.

#### Responsive Handling

Yaw Control – This component helps you avoid skidding and fishtailing. If the front wheels slide out (which leads to skidding) or the rear wheels slide out (which leads to fishtailing), the system selectively applies individual brakes and modifies engine power to maximize control.

#### Added Stability

Vehicle-Roll Motion Sensor – Class-exclusive RSC utilizes a gyroscopic sensor to help monitor vehicle-roll motion approximately 150 times per second. If it detects a potentially unstable situation, the system automatically engages AdvanceTrac® to help keep all 4 wheels safely on the ground. This feature is especially beneficial when your vehicle is fully loaded.

#### Freedom Of Choice

On/Off Switch – For added security, AdvanceTrac® with RSC is automatically enabled each time the vehicle is started. However, this center-console button allows you to turn the system off on the rare occasion, such as during low-speed off-roading, or in deep snow or mud, when you may want the wheels to spin freely to help your tires "dig" for traction.


Remember that even advanced technology cannot overcome the laws of physics. It's always possible to lose control of a vehicle due to inappropriate driver input for the conditions.

For more information on AdvanceTrac® with RSC visit [fordvehicles.com](http://fordvehicles.com).



**MORE MUSCLE AND MORE MILES.** The new 5.4L Triton™ V8 engine that powers Expedition delivers more horsepower, torque and fuel economy thanks to its free-breathing, 3-valve head design. This efficient configuration squeezes all the energy out of each combustion event. The result: 300 hp and 365 lb.-ft. of torque – a 40-hp increase. Fuel economy is also increased\* – up to nearly 12% (4x2 models, hwy.).

\*See page 20 for EPA figures.



NEW 5.4L 3-Valve Triton™ V8 Engine

#### Refined For Performance

Automatic Transmission and ETC – The engine is mated to a new 4-speed automatic transmission, designed to handle Expedition's increased power and torque. Replacing the mechanical throttle cable is an

Electronic Throttle Control (ETC) System. It responds more accurately to your acceleration demands to further improve performance and fuel economy, while providing more intuitive speed control.



### Steady Performer

First-in-Class Independent Rear Suspension – A double-wishbone, fully Independent Rear Suspension (IRS) allows each rear wheel to react independently when you're tackling an obstacle off-road or maneuvering on-road. So Expedition consistently delivers smooth handling with maximum vehicle control and minimal body movement.

## > Get Out Of Town.

Expedition is built to take you beyond the paved world. Unlike traditional stamped-steel frames, Expedition's steel frame rails are hydroformed for improved craftsmanship, better off-road driving dynamics and better resistance to twisting. And Expedition offers one of the largest rear axles in its class for remarkable durability. The available 4x4 Off-Road Package includes specially tuned off-road shocks, black tubular step bars (on XLT) and protective skid plates. From muddy roads to rocky trails, Expedition will rise to the challenge.



### Heavy-Duty Hauling Power

8900-lb. Towing Capacity – Expedition's standard 5.4L 3-valve Triton™ V8 engine and available Heavy-Duty Trailer Tow Package combine to deliver a maximum towing capacity of 8900 lbs. when properly equipped. Work or play – Expedition has you covered.



### All-Terrain, All-Weather All-Star

Control Trac® 4-Wheel-Drive (4WD) System – Standard on all Expedition 4x4s, this system features "A4WD," which senses when you're driving on a slippery or loose surface (like mud, deep snow or gravel) and automatically transfers power to the appropriate wheels to optimize traction.



### Riding On Air

Air Suspension with 4-Corner Load Leveling – When you shift into Park and turn off the ignition with this available system, the vehicle lowers 1" for ease of entry and exit. When you engage 4WD, it lifts 1" for increased ground clearance. If you're carrying lots of cargo or towing a heavy load, the rear air springs adjust to keep the vehicle level (front to rear).

Expedition Eddie Bauer – Estate Green Metallic available power moonroof



## > Luxurious Comfort.

Every Expedition surrounds you in quiet comfort. And if it's luxury you seek, there's a lengthy list of available amenities. Eddie Bauer features premium two-tone leather-trimmed seating (shown below), while Limited takes pampering to extremes with its standard heated and cooled front seats. An auto-dimming rearview mirror, heated sideview mirrors and driver's-side keyless-entry keypad are conveniently combined in Expedition's available new Technical Convenience Package, standard on Eddie Bauer, King Ranch and Limited.



### Talk About User-Friendly

**NEW Instrument Panel Cluster Design** – Even with Expedition's tremendous interior room, you'll find that everything feels remarkably close at hand. Sleek new air vents operate with the touch of a finger, and Expedition's restyled gauges are easy to read at a glance. Plus, Eddie Bauer, King Ranch and Limited drivers can use the duplicate audio/climate controls to adjust the tunes and the temp – without removing a hand from the wheel.

### Road-Ready Rec Center

**Rear-Seat DVD Entertainment System** – This available factory-installed system plays multiple music and video formats, including MP3, CD-R, CD-R/W, DVD-R and DVD-R/W. It comes with a 7" ceiling-mounted, flip-down LCD screen, wireless headphones and remote, plus a video jack for playing games.



### Help Plotting Your Course

**Navigation Radio System** – This clever in-dash system uses global positioning satellites to help guide you to your destination. You can view a detailed map, listen to turn-by-turn instructions, and even locate the nearest eatery.\* Available on Eddie Bauer, King Ranch and Limited.

\*Map coverage not available in all areas. See your Ford Dealer for more information.



### New Take On The Royal Treatment

**NEW Expedition King Ranch** – This luxurious new addition features sumptuous Castaño leather on all 3 rows of seating, the center console lid, door-trim panels and grab handles. Other unique interior touches include: woodgrain-appearance trim, a leather-wrapped steering wheel with real wood accent, and carpeted floor mats with the King Ranch logo.



Expedition Eddie Bauer \_ Medium Parchment Interior

### Details Make The Difference

**King Ranch Seatback Pockets** – Made of the same fine Castaño leather that covers much of the King Ranch interior, these attractive pockets are the perfect place to stow your maps and other important papers. Contrast stitching and the King Ranch logo finish the sophisticated look.



### Find Your Comfort Zone

**Heated and Cooled Front Seats** – You'll never be too hot or too cold with this class-exclusive feature. Expedition's available heated and cooled front seats include controls that adjust to 3 levels of heating and cooling comfort.



## > Tops In Versatility.

The only thing more impressive than Expedition's interior is how easily it disappears. Expedition boasts seating for up to 9, plus the most 3rd-row leg room in its class and best-in-class hip room in all 3 rows. Its class-exclusive 2nd-row CenterSlide™ seat and available PowerFold™ 3rd-row seat make everyday living a whole lot easier. And Expedition's best-in-class rear cargo width at the wheelhouse combines with its first-in-class fold-flat 2nd- and 3rd-row seats to make loading large items a breeze.

### Cavernous Capability

**Best-in-Class Cargo Volume** – With the 2nd- and 3rd-row seats folded flat into the loadfloor, Expedition has more than 110 cu. ft. of cargo space – the largest in its class. And that's without removing any seats.

Cargo and load capacity limited by weight and weight distribution.



### Functional Details

**Innovative 2nd-Row Seating** – Expedition's standard 40/20/40 split 2nd-row seats include flip-and-fold outboard seats (shown) that improve access to the 3rd-row seat. A class-exclusive, the CenterSlide™ 2nd-row seat moves forward nearly 11" to keep little ones within reach.



### Largest In Its Class

**Floor Console** – Standard on Eddie Bauer, King Ranch and Limited, this console is big enough to store a notebook computer or plenty of fishing gear. It also provides power points, holders for a pen, tissue and coins, CD/DVD/cassette storage, and 4 cupholders (2 front, 2 rear).



### Give 'Em The Power

**2nd-Row Audio/Climate Controls** – Thanks to this available floor console, 2nd-row passengers can control the airflow and listen to their own music through headphone jacks. Standard on Eddie Bauer, King Ranch and Limited, available on XLT and XLT Sport with available 1st-row captain's chairs.



### Customize Your Space

**Seating Options** – Expedition is designed with flexibility in mind to meet your transportation needs. With 3 front seats available, it can carry up to 9 people. There are also 8-person configurations and a 7-person setup with available 2nd-row captain's chairs.



Expedition Eddie Bauer ... Medium Parchment Interior  
available PowerFold™ 3rd-row seat





## > Legacy Of Safety Leadership.

Ford Expedition is the only full-size SUV to receive the highest government frontal crash test rating 5 years in a row (2001-2005 model years). And it's no wonder. Expedition features 4-wheel anti-lock power disc brakes that are among the largest in its class. Plus, it continues to set the benchmark with features like the only standard Personal Safety System™ and a new available Safety and Security Package that combines our first-in-class Safety Canopy™ System (shown below) with the helpful, first-in-class Reverse Sensing System.



### Backing You Up

Reverse Sensing System – This available convenience feature acts as a second pair of eyes when you're backing up. It uses a series of beeps to alert you to certain objects behind the vehicle. As you get closer, it beeps faster to help you gauge the distance. Available in the Safety and Security Package.

### Help From Above

Safety Canopy™ System – The backbone of the Safety Canopy™ System, our patented side-curtain airbags (shown at left) deploy from the headliner on both sides of the vehicle to cover nearly 2/3 of the glass area along the 1st and 2nd rows of seating. A rollover sensor directs deployment in certain types of side-impact collisions or rollover events, and the side curtains remain inflated longer than the front airbags to help further protect occupants. Available in the Safety and Security Package.

### Comprehensive Protection

Personal Safety System™ – Built into every Expedition, this system reacts to enhance your protection in the event of certain frontal collisions. While advanced sensors measure certain occupant conditions (such as whether or not safety belts are buckled), as well as the severity of the impact, the system automatically tightens the tension of the front safety belts and determines whether it should deploy the dual-stage front airbags, and at which energy level. This all happens in milliseconds. Simply put, the Personal Safety System™ optimizes key safety features in an accident.

### Family Friendly

LATCH System and Child-Safety Locks – Standard in the 2nd row on every Expedition, LATCH is a system of lower anchors and tether anchors for child-safety seats. There are also tether anchors in the 3rd row. Once you have the little ones properly secured in the back, Expedition's standard child-safety rear door locks will help make sure they stay put.

### Keeping Things Secure

Essential Security Features – Our SecurILock® passive anti-theft system and remote keyless entry are standard on every Expedition. Another great standard feature, our battery saver with headlamps-off delay "saves" your battery from running down by shutting off any lights (interior or exterior) accidentally left on after you've exited the vehicle.



# Specifications

## GENUINE FORD ACCESSORIES

See your dealer for these and other great dealer-installed accessories or visit us at [fordaccessoriesstore.com](http://fordaccessoriesstore.com).



### Power From Afar

Remote Start – Get your vehicle warmed up (or cooled down) with this convenient system. You can use it to turn on the ignition, lock and unlock the doors, or activate the panic alarm – from up to 500 ft. away.



### Expanded Capability

Large Cargo Box – Give your Expedition even more cargo capability with this durable carrier. The 16.9-cu.-ft. capacity means it can handle up to 4 sets of golf clubs, plus shoes and accessories.



### Hands On The Wheel

Mobile-Ease™ Hands-Free Communication System – This innovative system allows you to place and receive calls with the touch of a button. It uses Bluetooth® technology and voice recognition capability to work with your Bluetooth-equipped cell phone.



### Divide And Conquer

Rear Organizer – This rugged organizer fits snugly behind Expedition's 3rd-row seat to keep your emergency essentials tidy and close at hand. You can customize the space to fit different cargo with its removable and adjustable divider system.



### Easy Custom Style

Grille Inserts – These durable chrome-plated inserts give your Expedition a dramatic new look up front. They directly replace your factory grille with no drilling required, so you can be back on the road in no time.



### Add Some Sparkle

17" Chrometec™ Aluminum Wheels – Want to give your Expedition its own unique style? These flashy 5-spoke wheels add just the right amount of luster. Kit includes chromed and brushed center caps with the Ford logo (lug nuts not included).

## MODEL HIGHLIGHTS

Each series includes the standard equipment of the previous series, except where additions/exceptions are noted.



### XLS

17" painted steel wheels • Medium Dark Platinum lower bodyside moldings and bumpers • Black door handles • Quad-beam headlamps • Black power sideview mirrors with security approach lamps • Black roof rails • 1st-row 40/60 split seat with 6-way power driver's seat, and driver and passenger manual lumbar and recline • 2nd-row 40/20/40 split bench seat with CenterSlide™ feature • AM/FM stereo with single-CD and cassette player • 3rd-row 60/40 split fold-flat-to-floor bench seat • Illuminated entry with theater-dimming feature



### XLT

17" aluminum wheels • Body-color door handles • Fog lamps • Black running boards • Color-coordinated carpeted front and rear floor mats • Illuminated vanity mirrors on sun visors • Overhead console • 2nd-row map lights



### XLT Sport

17" aluminum wheels • Dark Shadow Grey lower bodyside moldings, wheel-lip moldings and bumpers • Dark Shadow Grey tubular side step bars • Sparkle Silver upper grille and wheel ornaments



### Eddie Bauer

17" machined-aluminum wheels • Pueblo Gold lower bodyside moldings, wheel-lip moldings and bumpers • Pueblo Gold running boards • Black power, heated sideview mirrors with memory, security approach lamps and integrated turn signals • Keyless-entry keypad • Two-tone leather-trimmed seats • Driver's seat memory feature • Dual-zone Electronic Automatic Temperature Control • Power-adjustable pedals with memory • Message center • Auto-dimming rearview mirror • Audiophile Sound System with AM/FM stereo and 6-disc in-dash CD changer



### King Ranch

17" 5-spoke machined-aluminum wheels with Satin-Nickel pockets and King Ranch logo on the center caps • Pueblo Gold tubular side step bars • King Ranch badging\* • Castaño leather on all 3 rows of seats, center console lid, door-trim-panel inserts and grab handles\* • PowerFold™ 3rd-row seat • Instrument-panel-mounted grab handle with woodgrain appearance • Steering wheel with real wood insert • Floor mats with King Ranch logo\*

\*Exclusive to King Ranch.



### Limited

17" Chrometec™ aluminum wheels • Body-color exterior trim or monochromatic appearance • Chromed exhaust tip • Chromed roof rails w/black crossbars • Body-color power-folding, heated sideview mirrors w/memory, security approach lamps and integrated turn signals • Quad-beam headlamps with blackout treatment • 10-way power-adjustable 1st-row leather-trimmed low-back bucket seats including power recline and power lumbar • Heated and cooled front seats • 3rd-row 60/40 split fold-flat-to-floor bench seat

## STANDARD FEATURES

### Mechanical

5.4L 3-valve Triton™ V8 engine  
 4-speed automatic transmission with overdrive  
 4-wheel double-wishbone, coil-over-shock, independent suspension  
 4-wheel power disc brakes with Anti-lock Brake System (ABS) and Electronic Brake Force Distribution (EBD)  
 Battery saver  
 Body-on-frame construction  
 Control Trac® 4-Wheel-Drive system (4x4 models only)  
 Fuel tank – 28-gallon capacity  
 Non-limited-slip rear axle – 3.31 ratio (4x2 only); 3.73 ratio (4x4 only)  
 Spare tire – Full-size, underbody crank-down  
 Stabilizer bars – Front and rear  
 Variable-assist, power rack-and-pinion steering

### Safety/Security

Personal Safety System™ for driver and right-front passenger – With dual-stage airbags,\* safety belt pretensioners, energy-management retractors, safety belt usage sensors, driver's-seat position sensor and crash severity sensor  
 Autolock – Doors lock automatically when driving  
 Belt-Minder® safety belt reminder  
 Child-safety rear door locks  
 LATCH – Lower anchors and tether anchors for child-safety seats (3 in 2nd row, tether anchor only in center of 3rd row)  
 Safety belts – 3-point for all outboard positions and 2nd- and 3rd-row center positions  
 Securilock® passive anti-theft system  
 Side-impact door beams

### Seating

1st-row 40/60 split high-back seat, captain's chairs or low-back buckets – Model specific (see chart on page 19)  
 2nd-row 40/20/40 split bench seat with CenterSlide™ seat (slide-forward feature for center section) – Reclines and folds flat to floor, E-Z entry on both sides to 3rd row  
 3rd-row 60/40 split bench seat – Folds flat to floor

### Interior

Accessory delay for power features  
 Air conditioning  
 Assist handles – 1st row (2), 2nd row (2)  
 Automatic headlamps  
 Coat hooks – 2nd row (2), 3rd row (2)  
 Cupholders – 9, 10 or 11 (depending on configuration)  
 Door-trim panels with map pockets and cupholders (up to 20-ounce)

\*Always wear your safety belt and secure children in the rear seat.

### Interior (continued)

Glove compartment with lock  
 Head restraints – All outboard positions and center of 2nd row (if equipped with standard 40/20/40 split bench)  
 Height-adjustable shoulder belts – 1st- and 2nd-row outboard positions  
 Instrumentation – Analog with voltmeter, speedometer/odometer, tachometer, oil pressure, water temperature and fuel gauges  
 Lights – Glove compartment, front-door approach, front dome/map and rear cargo area; illuminated entry and theater lighting  
 Power door locks with child-safety rear door locks  
 Power driver's seat – 6-way; 10-way on Limited  
 Power points – Instrument panel (1) plus rear cargo area (1)  
 Power windows – With one-touch-down driver's-side feature  
 Rear cargo-area storage bins  
 Rear floor air ducts  
 Speed control  
 Sun visors with secondary visors  
 Tilt steering column

### Exterior

Antenna – Concealed in rear-quarter glass  
 Door and liftgate handles – Color-coordinated on XLT, XLT Sport, Eddie Bauer, King Ranch and Limited; Black on XLS  
 Headlamps – Quad-beam reflector system with integral park/turn lamps (blackout treatment on Limited)  
 Liftgate with flip-up glass  
 Lower bodyside moldings – Molded-in-color Medium Dark Platinum on XLS and XLT; painted Dark Shadow Grey on XLT Sport; painted Pueblo Gold on Eddie Bauer and King Ranch; painted body-color on Limited  
 Power sideview mirrors with security approach lamps and fold-away design (includes heat, turn signals and memory on Eddie Bauer, King Ranch and Limited; power-folding on Limited)  
 Privacy glass (rear glass, quarter windows and backlight)  
 Rear-window defroster  
 Remote keyless-entry system – 2 key fobs  
 Roof side rails – Raised  
 Solar-tinted glass (front side glass and windshield)  
 Taillamps – Complex reflectors with built-in back-up lighting  
 Tow hooks – Front (4x4 only)  
 Trailer tow – Class III receiver with 4-pin connector  
 Wheels – 17"  
 Windshield wipers – Front: speed-sensitive, 2-speed variable-intermittent; rear: 2-speed intermittent with washer

## MODEL-SPECIFIC FEATURES & OPTIONS

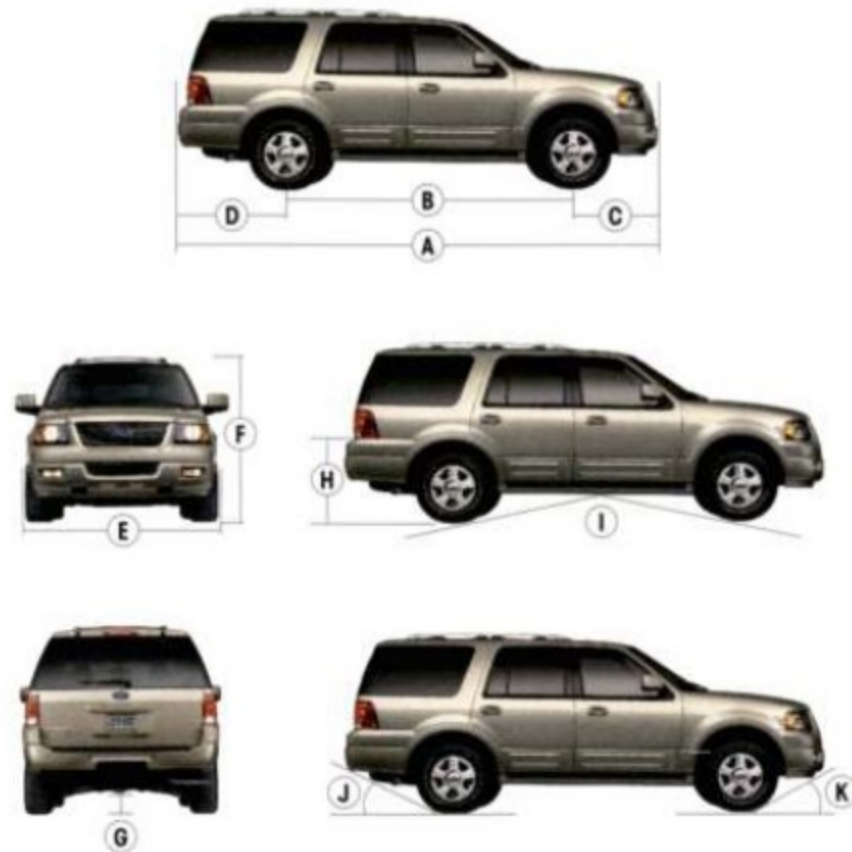
	XLS 4x2 or 4x4	XLT 4x2 or 4x4	XLT Sport 4x2 or 4x4	Eddie Bauer 4x2 or 4x4	King Ranch 4x2 or 4x4	Limited 4x2 or 4x4
<b>Mechanical</b>						
17" painted steel wheels	●	●	●	●	●	●
17" aluminum wheels	—	—	—	—	—	—
17" machined-aluminum wheels	—	—	—	—	—	—
17" Chrometec™ aluminum wheels	—	—	—	—	—	—
P265/70R17 all-season BSW tires (XLT 4x2 only)	—	—	—	—	—	—
P265/70R17 all-terrain OWL tires (4x4)	—	—	—	—	—	—
P265/70R17 all-season OWL tires (4x2)	—	—	—	—	—	—
4x4 Off-Road Package <sup>††</sup> – Includes specially tuned off-road shocks, skid plates and Black tubular step bars (XLT only; XLT Sport retains Dark Shadow Grey step bars) (4x4 only)	—	—	—	—	—	—
AdvanceTrac® with Roll Stability Control™ (RSC)**	—	—	—	—	—	—
Air suspension with 4-corner load leveling (not available with skid plates)	—	—	—	—	—	—
Limited-slip rear axle (not available with AdvanceTrac®) <sup>†</sup>	—	—	—	—	—	—
Non-limited-slip rear axle – 3.73 ratio (optional on 4x2, standard on 4x4)	—	—	—	—	—	—
Tire Pressure Monitoring System (available only with aluminum wheels; excludes spare)	—	—	—	—	—	—
<b>Safety/Security</b>						
Safety and Security Package – Includes Safety Canopy™ System and Reverse Sensing System with message center	—	—	—	—	—	—
<b>Seating</b>						
1st-row 40/60 split seat with 6-way power driver's seat, driver and front-passenger manual lumbar and recline – Cloth trim	—	—	—	—	—	—
1st-row captain's chairs with floor console, 6-way power driver's seat and driver/passenger manual lumbar – Cloth trim	—	—	—	—	—	—
1st-row captain's chairs with floor console, 6-way power driver's seat, driver/passenger manual lumbar and back-of-seat map pockets – Leather trim (vinyl 3rd row), two-tone on Eddie Bauer	—	—	—	—	—	—
1st-row captain's chairs with 6-way power driver's seat and driver/passenger manual lumbar – Castano leather trim	—	—	—	—	—	—
1st-row low-back bucket seats with 10-way power driver and front-passenger seats including power lumbar and power recline, and 2-way adjustable head restraints – Premium leather trim (vinyl 3rd row)	—	—	—	—	—	—
2nd-row captain's chairs <sup>‡</sup>	—	—	—	—	—	—
Heated and cooled front seats with power passenger's seat	—	—	—	—	—	—
PowerFold™ 3rd-row seat <sup>§</sup>	—	—	—	—	—	—
<b>Interior</b>						
Air conditioning – Manual	—	—	—	—	—	—
Air conditioning – Dual-zone Electronic Automatic Temperature Control	—	—	—	—	—	—
Auxiliary rear air conditioning and heat	—	—	—	—	—	—
AM/FM premium stereo with Dual-Media CD/cassette player (120 watts)	—	—	—	—	—	—
AM/FM premium stereo with 6-disc in-dash CD changer (120 watts)	—	—	—	—	—	—
Audiophile Sound System with AM/FM stereo and 6-disc in-dash CD changer (260 watts)	—	—	—	—	—	—
Day/night rearview mirror – Manual	—	—	—	—	—	—
Floor console <sup>§</sup> – Storage bin, coin holder, rear audio controls, 2 headphone jacks, 4 cupholders, 2 power points, auxiliary climate controls and PDA holder	—	—	—	—	—	—
Floor mats – Carpeted	—	—	—	—	—	—
Floor mats – Carpeted with King Ranch logo	—	—	—	—	—	—
HomeLink® Universal Transceiver	—	—	—	—	—	—
Memory feature – Driver's seat, sideview mirrors, and power-adjustable brake and accelerator pedals for 2 different drivers	—	—	—	—	—	—

● Standard ● Select Availability ○ Optional — Not Available

	XLS 4x2 or 4x4	XLT 4x2 or 4x4	XLT Sport 4x2 or 4x4	Eddie Bauer 4x2 or 4x4	King Ranch 4x2 or 4x4	Limited 4x2 or 4x4
<b>Interior (continued)</b>						
Message center <sup>¶¶</sup> – Includes outside air temperature readout, compass, average fuel economy, trip odometers, distance-to-empty and elapsed time	—	—	—	—	—	—
Navigation Radio System – AM/FM stereo with 6-disc console-mounted CD changer and RDS (260 watts – not available in Alaska or Hawaii)	—	—	—	—	—	—
Overhead console – With map lights, dual sunglasses holder, front auxiliary climate controls and conversation mirror (plus power rear-quarter-window switches, if equipped) (mini-console only available with power moonroof)	—	—	—	—	—	—
Power-adjustable brake and accelerator pedals (including memory settings on Eddie Bauer and Limited)	—	—	—	—	—	—
Power moonroof* (with mini-overhead console)	—	—	—	—	—	—
Power rear-quarter flip windows (requires Safety and Security Package)	—	—	—	—	—	—
Rear-Seat DVD Entertainment System**	—	—	—	—	—	—
Steering wheel with duplicate audio and climate controls	—	—	—	—	—	—
Steering wheel – Leather-wrapped	—	—	—	—	—	—
Steering wheel – Leather-wrapped with wood trim	—	—	—	—	—	—
Sun visors – Dual-blade with illuminated vanity mirrors	—	—	—	—	—	—
Technical Convenience Package – Includes auto-dimming rearview mirror, keyless-entry keypad and power, heated sideview mirrors	—	—	—	—	—	—
<b>Exterior</b>						
Bumpers – Body-color painted upper, Medium Dark Platinum molded-in-color lower	—	—	—	—	—	—
Bumpers – Body-color painted upper, Dark Shadow Grey painted lower	—	—	—	—	—	—
Bumpers – Body-color painted upper, Pueblo Gold painted lower	—	—	—	—	—	—
Bumpers – Body-color painted upper and lower	—	—	—	—	—	—
Chromed exhaust tip	—	—	—	—	—	—
Fog lamps	—	—	—	—	—	—
Heavy-Duty Trailer Tow Package – Includes Class IV hitch receiver, 4-pin and 7-pin connectors, heavy-duty auxiliary transmission oil cooler, heavy-duty radiator and electronic brake wiring kit (requires 3.73 axle)	—	—	—	—	—	—
Grille – Medium Dark Platinum	—	—	—	—	—	—
Grille – Sparkle Silver upper, Dark Shadow Grey lower	—	—	—	—	—	—
Grille – Satin-Nickel upper, Pueblo Gold lower	—	—	—	—	—	—
Grille – Body-color	—	—	—	—	—	—
Power, heated sideview mirrors with memory, security approach lamps, fold-away design (power-folding on Limited) and integrated turn signals (body-color cap on Limited)	—	—	—	—	—	—
Raised roof rails – Black	—	—	—	—	—	—
Raised roof rails – Chrome with Black crossbars	—	—	—	—	—	—
Running boards – Black on XLT, Pueblo Gold on Eddie Bauer, body-color on Limited	—	—	—	—	—	—
Side step bars (tubular) – Dark Shadow Grey on XLT Sport, Pueblo Gold on King Ranch	—	—	—	—	—	—
Wheel-lip moldings – Dark Shadow Grey painted on XLT Sport, Pueblo Gold painted on Eddie Bauer and King Ranch, body-color painted on Limited	—	—	—	—	—	—

\*\* Requires 1st-row captain's chairs and non-limited-slip rear axle.  
 † XLS 4x4 only.  
 †† Not available with air suspension, 4-corner load leveling.  
 ‡ Available only with 1st-row captain's chairs.  
 § Requires Safety and Security Package on XLT and XLT Sport.  
 ¶ Requires Safety and Security Package and 1st-row captain's chairs.  
 ¶¶ Requires AM/FM premium stereo with 6-disc in-dash CD changer and 1st-row captain's chairs.

## DIMENSIONS



Exterior	4x2/4x4
A. Overall length	205.8"
B. Wheelbase	119.0"
C. Overhang - front	38.6"
D. Overhang - rear	48.3"
E. Overall width (body)	78.7"
F. Height (includes roof rack)	76.7"/76.6"
G. Ground clearance (min.)	8.8"
Ground clearance (rear axle)	9.3"
H. Loadfloor height	33.5"/33.3"
I. Ramp breakover angle	19.2°
J. Angle of departure	21.9°/21.7°
K. Angle of approach	22.5°/22.7°

Interior	
<b>1st row</b>	
Head room	39.7"
Shoulder room	63.4"
Hip room	63.0"
Leg room	41.2"
<b>2nd row</b>	
Head room	39.8"
Shoulder room	64.3"
Hip room	62.4"
Leg room	38.7"
<b>3rd row</b>	
Head room	38.2"
Shoulder room	60.1"
Hip room	54.5"
Leg room	36.3"

Cargo Volume (cu. ft.)	
Maximum cargo volume	110.5
Behind 2nd row	60.9
Behind 3rd row	20.7

Cargo and load capacity limited by weight and weight distribution.

## INTERIOR COLORS



Medium Flint Grey Two-Tone Cloth Standard on XLS, XLT and XLT Sport



Medium Parchment Two-Tone Cloth Standard on XLT and XLT Sport



Medium Flint Grey Leather Optional on XLT and XLT Sport



Medium Parchment Leather Optional on XLT and XLT Sport



Medium Parchment Two-Tone Leather Standard on Eddie Bauer



Medium Parchment environment features Castaño Leather Standard on King Ranch



Medium Parchment Leather with Mini-Perf. Insert Standard on Limited

## ENGINE

	5.4L 3-Valve Triton™ V8
Horsepower (hp @ rpm)	300 @ 5000
Torque (lb.-ft. @ rpm)	365 @ 3750
Towing capacity (lbs.)	8900 (4x2) 8600 (4x4)

Maximum weights shown are for properly equipped vehicles with required equipment and a 150-lb. driver. Weight of additional options, equipment, passengers and cargo must be deducted from this weight. For additional information, see your Ford Dealer.

## EPA-ESTIMATED FUEL ECONOMY

	5.4L 3-Valve Triton™ V8
4x2 (city/hwy.)	14/19
4x4 (city/hwy.)	14/18

### Medium Flint Grey Medium Parchment

#### XLS

- Oxford White
- Redfire Metallic
- Medium Wedgewood Blue Metallic
- Silver Birch Metallic
- Black

#### XLT

- Oxford White
- Pueblo Gold Metallic
- Redfire Metallic
- Estate Green Metallic
- Medium Wedgewood Blue Metallic
- Silver Birch Metallic
- Dark Shadow Grey Metallic
- Dark Stone Metallic\*
- Black

#### XLT Sport

- Oxford White
- Redfire Metallic
- Medium Wedgewood Blue Metallic
- Silver Birch Metallic
- Black

#### Eddie Bauer

- Oxford White
- Redfire Metallic
- Estate Green Metallic
- Medium Wedgewood Blue Metallic
- Dark Stone Metallic\*
- Black

#### King Ranch

- Oxford White
- Estate Green Metallic
- Dark Stone Metallic
- Black

#### Limited

- Pueblo Gold Metallic
- Dark Shadow Grey Metallic
- Black
- Cashmere Tri-Coat Metallic\*\*

\*New for 2005. \*\*Extra-cost option.

## EXTERIOR COLORS



Oxford White



Pueblo Gold Metallic



Redfire Metallic



Estate Green Metallic



Medium Wedgewood Blue Metallic



Silver Birch Metallic



Dark Shadow Grey Metallic



Dark Stone Metallic



Black

Ford uses clearcoat paint for beauty and protection. Colors shown are representative only. Not all colors are available on all models. See your dealer for actual paint/trim options. Vehicles shown may contain optional equipment.



Cashmere Tri-Coat Metallic

## WHEELS



17" Painted Steel Wheel Standard on XLS



17" Aluminum Wheel Standard on XLT and XLT Sport



17" Machined-Aluminum Wheel Standard on Eddie Bauer



17" Machined-Aluminum Wheel Standard on King Ranch



17" Chrometec™ Aluminum Wheel Standard on Limited



Get the ride you want. Whether you plan to lease or finance, you'll find the choices that are right for you at Ford Credit. Ask your Ford Dealer for details or check us out at [fordcredit.com](http://fordcredit.com).



For a purchase or lease, the Ford Extended Service Plan (ESP) gives you "Peace-of-Mind" protection designed to cover key vehicle components and protect you from the cost of unexpected repairs. Ask your dealer for an ESP backed by Ford Motor Company and honored at all Ford dealerships.



Choose the insurance program that's designed for your vehicle - Ford Motor Company Insurance Services. Our program helps you receive the rates and service you deserve. Call 1-877-367-3847 or visit us at [fordvip.com](http://fordvip.com) for a no-obligation quote. Insurance offered by American Road Services Company (in CA, American Road Insurance Agency), a licensed agency and subsidiary of Ford Motor Company.



Ford is working closely with the National Park Foundation to help develop innovative transportation and environmental solutions that enable visitors to enjoy America's National Parks without compromising their beauty.



Ford is a proud Partner in Education and Founding Member of Tread Lightly! Through Education, Restoration and Research, Tread Lightly! empowers generations to enjoy the outdoors responsibly.

**CLASS-EXCLUSIVE\***  
ADVANCETRAC® WITH EXCLUSIVE ROLL STABILITY CONTROL™ (RSC)  
POWERFOLD™ 3RD-ROW SEAT  
HEATED/COOLED DRIVER AND FRONT-PASSENGER SEATS  
2ND-ROW CENTERSLIDE™ SEAT  
DRIVER'S DOOR-MOUNTED KEYLESS-ENTRY KEYPAD  
FORD PERSONAL SAFETY SYSTEM™



**"BEST BUY" FOR 2004**

— Consumer Guide®



**HIGHEST PERCENTAGE OF REPEAT BUYERS OF ANY  
FULL-SIZE SPORT UTILITY VEHICLE\*\***

— Polk Automotive Loyalty Award

\*Full-size SUV class. \*\*According to R.L. Polk statistics for the Full-Size Sport Utility Vehicle Segment in the 2003 model year, Ford Expedition ranked highest by having the greatest percentage of households return to purchase or lease another Expedition.



Built for the road ahead.

©2004 Ford Motor Company 05-2EXPDCAT  
Litho in USA on recycled paper (20% post consumer)  
Effective 12-6-04

[fordvehicles.com](http://fordvehicles.com)