



The New 2006

EXPLORER



Make the most of every day in the **new Explorer.**

Ford SUVs are Built to Do More. And the new 2006 Explorer leads the lineup with **more power, more strength, more comfort, more interior versatility and more standard safety features** than ever before. America's best-selling SUV for 14 years and counting, Explorer now gives you 292 hp on its available V8 engine, plus a stiffer frame, quieter ride, all-new seating and our new, class-exclusive* Intelligent Safety System. True to its original SUV roots, the new 2006 Ford Explorer exudes the confident capability you need to feed your adventurous spirit.

*Truck-based Midsize SUV class.



Contents

Power	3
Capability	5
Performance	7
Safety & Security	9
Eddie Bauer Luxury Package	15
All-New Interior	17
Versatility	23
The Road Ahead	25
Genuine Ford Accessories	27
Model Highlights	29
Specifications	31

Take off in the **most powerful** Explorer ever.

Explorer's available new 292-hp 4.6L 3-valve V8 engine and first-in-class 6-speed automatic transmission not only make it more powerful than ever, they also help it run smoother and quieter than ever – while delivering better fuel economy.*

Explorer's standard 4.0L SOHC V6 and its 5-speed automatic transmission also run smoother and quieter, thanks to some masterful fine-tuning that includes a 40% improvement in idle quality. To top it off, the V6 is designed to meet strict Ultra

Low Emissions Vehicle II (ULEV II) standards.

*Based on preliminary 2006 model year data (4x2: 15 mpg city/21 hwy; 4x4: 14/20) as compared to 2005 model year.



Want maximum power and performance? Go for the **New 4.6L 3-Valve V8 Engine** mated to a first-in-class 6-speed automatic transmission. This available V8 delivers more grunt than ever before – a massive 292 hp and 300 lb.-ft. of torque. Explorer's standard **4.0L SOHC V6** is matched with a 5-speed automatic to pump out a substantial 210 hp and 254 lb.-ft. of torque.



Empower yourself to reach spectacular destinations.

Ford Explorer 4x4 has what it takes

to transport you to truly extraordinary places. With the available

Control Trac® 4-wheel-drive system, it only takes the touch of a

button to go from everyday driving in the 4x4 AUTO setting to serious

off-road venturing in the 4x4 LOW setting. There's also a 4x4 HIGH

setting for when you need extra traction, such as on icy roads,

or in snow or off-road situations. Plus, when properly equipped,

Explorer 4x4 can tow up to 7120 lbs. Trailer, camper, sport boat

or other pull-behind – your recreational options are wide open.



The extreme flexibility of the 2006 Ford Explorer's **Completely Redesigned, 2nd-Generation Independent Rear Suspension (IRS)** helps it tackle rough terrain and uneven road surfaces in a remarkably civilized manner.



CAPABILITY • EXPLORER EDDIE BAUER IN DARK BLUE PEARL METALLIC WITH AVAILABLE EQUIPMENT

5
WWW.FORDVEHICLES.COM

Reap the rewards of its **quiet strength.**

The 2006 Explorer is

over 31% quieter on rough roads and over 26% quieter on coarse surfaces than the previous model. We fine-tuned details like the sound-deadening materials used for its carpet and headliner, the structure of the roof, overall powertrain operation, and even the contour of its larger sideview mirrors – all to create the quiet, comfortable ride you deserve. And we didn't stop there. We also completely redesigned the suspension and steering systems to make sure the new Explorer hugs the road the way a true "sport" utility vehicle should.



Every 2006 Explorer is built on an **All-New, Fully Boxed Frame** that's a remarkable 63% stiffer than previous models. This solid foundation works with Explorer's refined powertrains and redesigned 4-wheel independent suspension (including new monotube shocks) to help deliver a smoother, quieter ride than ever.

Travel with an exclusive level of confidence.

The 2006 Ford Explorer has the most standard safety features in its class. In fact, it's designed to meet all known U.S. government frontal and side-impact crash requirements through the 2010 model year. Standard on every Explorer, AdvanceTrac® with first-in-class* Roll Stability Control (RSC®) is an electronic stability enhancement system consisting of 4 major components: an Anti-lock Brake System (ABS), traction control, yaw control and a vehicle-roll motion sensor. It automatically utilizes them in varying combinations to help give you control and peace of mind.

*Excluding other Ford Motor Company vehicles.



AdvanceTrac with RSC can help in many real-world situations such as when you're driving on slippery surfaces like snowy, muddy, wet or gravel roads; making an emergency maneuver to avoid something in the road; or even just traveling on uneven surfaces such as in construction zones.

Remember that even advanced technology cannot overcome the laws of physics. It's always possible to lose control of a vehicle due to inappropriate driver input for the conditions.

For more information on AdvanceTrac with RSC, visit www.fordvehicles.com.





Surround yourself with Explorer's new

New this year, front-seat side airbags and our class-exclusive Intelligent Safety System are standard on every 2006 Explorer. This new system processes information from a suite of sophisticated sensors and adjusts the performance of Explorer's first-in-class adaptive load-limiting safety belt retractors, driver and front-passenger airbags with first-in-class adaptive features, and its first-in-class adaptive steering column to enhance your protection in the event of certain frontal collisions. Also new for 2006, our available, patented Safety Canopy™ System features our 2nd-generation larger side-curtain airbags for enhanced outboard-occupant protection in the 1st and 2nd rows.



intelligent safety technology.

Explorer's **New Adaptive Front Airbags** employ the latest technology to help protect the driver and front passenger in the event of a frontal collision. Both front airbags feature first-in-class adaptive venting that helps tailor airbag power to occupant size and needs. Plus, the front-passenger's side features a first-in-class adaptive airbag tether to help tailor airbag shape and size to your passenger's needs. In addition, the **Front-Passenger Sensing System** can identify if a passenger is present and his/her approximate weight, then send a signal to automatically activate or deactivate the airbag accordingly.



Available on Eddie Bauer and Limited models. Explorer's eye-catching **18" Chromed Wheels** (left) are the largest offered in the Truck-based Midsize SUV class.

EXPLORER EDDIE BAUER IN DARK BLUE PEARL METALLIC WITH AVAILABLE EQUIPMENT



Embark upon life's adventures in luxurious Eddie Bauer style.

New for 2006, the Eddie Bauer Luxury Package pampers you with a lengthy list of convenience features and your choice of 2 stylish interiors. Now you can have the upscale look of leather-trimmed seating with or without the dynamic, two-tone effect of Preferred Suede® inserts (above). Dual-zone Electronic Automatic Temperature Control allows the driver and front passenger to select separate climate settings, then automatically maintains them. The Audiophile® Sound System entertains all via its 6-disc in-dash CD changer with MP3 capability. The system produces a sing-along-inspiring 290 watts of peak audio power. Another special perk for the driver: secondary audio and climate controls mounted on the steering wheel allow you to make adjustments while maintaining control.



Also included in the Eddie Bauer Luxury Package: fold-away, **Power Heated Sideview Mirrors** (left) with security approach lamps to help guide your way in the evening and sleek body-color accents; a new **10-Way Power, Heated Driver's Seat** (right), featuring power lumbar and recline adjustments and a memory feature that recalls position settings for 2 drivers; plus, a 6-way power, heated front-passenger's seat that includes manual lumbar adjustment.



Relax as you take in the view from its **strikingly all-new interior.**

From a driver's perspective, Explorer's all-new interior experience starts with the progressive new styling of its controls. As you grasp the substantial steering wheel in one hand and the sporty,

new floor shifter in the other, you'll immediately feel at ease and in command. The redesigned message center now keeps you informed with up to 4 lines of type and is located in the central gauge cluster for easy reference. Another significant improvement: Explorer's climate control system operates 30% quieter than on previous models. And as the finishing touch to this all-new encounter, you'll find Explorer's unique, new high-release door handles just where they should be.



Memory, Power-Adjustable Pedals (left) are available in the Ultimate Convenience Group. They help maximize driver comfort and include a memory feature that recalls position settings for 2 different drivers. Available with the Audiophile® Sound System on Eddie Bauer and Limited, the **New DVD-Based Navigation System** (above) with intersection programming actually calls out upcoming street names, rather than just telling you in which direction to turn. Large control buttons and a 6.5" touch screen help you access information quickly.



The 2006 Explorer's **New Power Moonroof** includes a convenient one-touch-open and -close feature for quick access to warm, summer breezes. This everyday luxury is available on XLT, Eddie Bauer and Limited.

Discover Explorer's new **emphasis on comfort.**

Everything inside Explorer has been rethought, then redesigned – starting with the shape of its seats and the way they function. You'll love their supportive, new contours and how easy it is to locate and operate their controls. The interior trim choices are all-new as well, including the unique woodgrain accents and luxurious leather-trimmed seating, shown here in Camel on Explorer Limited with the available Quad Bucket Seating Group. Even the window switches are new – recessed into the armrests to help prevent unintentional use. And just for the driver, a new 10-way power seat, including power lumbar and recline, is standard on Eddie Bauer and Limited, and available on XLT. It's time to get comfortable.



The new 2006 Explorer is available in your choice of **3 Seating Configurations**. To achieve the 7-passenger capacity, you'll need the 2nd-row 60/40 split seat and the available 3rd-row 50/50 split seat (with or without power). To seat 6, choose the available Quad Bucket Seating Group and 3rd-row 50/50 split seat. Explorer's standard 5-passenger seating setup includes the 2nd-row 60/40 split seat.

When you opt for Explorer's available 3rd-row seat, its **All-New 2nd-Row Seats** fold and tumble out of the way, making it easy to load passengers in the back. The 2nd-row seats also recline to help passengers get comfortable. And for those times when the 2nd and 3rd rows aren't in use, Explorer's new articulating head restraints can be folded forward to help improve rearward visibility.



ALL-NEW INTERIOR • EXPLORER LIMITED IN CAMEL WITH AVAILABLE EQUIPMENT



Create space on demand
with its **class-exclusive PowerFold 3rd-row seat.**

The new Explorer is built to meet the ever-changing needs of your busy life. Some days you may need the extra seating of its available, class-exclusive PowerFold™ 3rd-row seat (above) to help your family vacation together. The available new, 50/50 split, fold-flat seat features your choice of PowerFold operation on Eddie Bauer and Limited, or manual-fold operation on XLT, Eddie Bauer and Limited. On models so equipped, the PowerFold seat buttons (near right) can be found within easy reach, just inside the rear cargo area. For added comfort and convenience, the 3rd-row seat sits 1.75" higher than on previous models, improving forward vision. An easy release located on back of the 2nd-row seat (middle right) allows 3rd-row passengers to exit on their own. Explorer's available Rear-Seat DVD Entertainment System (far right) is just the thing to help keep your rear-seat passengers happy. The system, which can play both DVDs and CDs, includes a 7" color LCD screen, 2 sets of wireless headphones and a remote control.



Go wherever you want and take **whatever you need.**

Built to handle just about anything you can dream up, the new 2006 Explorer is ready for your next adventure. After a long day of activity, you'll be especially thankful for its all-new rear liftgate. It's so light and easy to operate that it can be closed with just one hand. A flip-open rear window makes packing small stuff easy, while the power lock/unlock button in the rear cargo area allows you to secure the vehicle in an instant.



Explorer's 7-passenger models now feature a **Flatter Loadfloor** (above) than many key competitors.* And with its 2nd- and 3rd-row seats folded flat, this Explorer can carry up to 83.7 cu. ft. of cargo. Explorer's **Rear Cargo Shade** (right), available on all 5-passenger models, is perfect for storing things away from prying eyes and keeping appearances tidy. With the rear seat folded down, 5-passenger models can handle up to a whopping **85.8 Cu. Ft.** of gear – just imagine the possibilities.

Cargo and load capacity limited by weight and weight distribution.

*As compared to Chevy TrailBlazer, Dodge Durango, Honda Pilot, Nissan Pathfinder and Toyota 4Runner.



Where will **your road** lead?

Life is a collage of memorable scenes. The morning sun warms a moody sky in the meadowlands of the Northwest. An intriguing fog curls its way eerily through a deep, southern bayou. Gleaming, hot rays beat down on the smooth, sandy beaches of the eastern coast. Crisp, autumn air enhances the splendor of color in a small northern town. These enticing experiences, and many more, eagerly await your arrival. Start your next adventure today in the new Ford Explorer.



BUILT FOR THE ROAD AHEAD.

THE ROAD AHEAD • EXPLORER EDDIE BAUER IN DARK STONE METALLIC WITH AVAILABLE EQUIPMENT

Your Explorer. Your adventure.

Explore the possibilities with the new Genuine Ford Accessories catalog. There's a whole catalog of great choices to help you personalize your new Explorer, and it's available at your Ford Dealer today. Engineered by Ford for excellent fit and long-wearing durability, Genuine Ford Accessories are built for the long run... off-road or on the town. And if installed by your Ford Dealer at time of vehicle purchase, they're backed by a 3-year/36,000-mile limited warranty.* Pick up your Genuine Ford Accessories catalog today or view it online at www.fordvehicles.com.

*See your dealer for Limited Warranty details.

Elliptical Cross Bars

Electrochromic Mirror with HomeLink®

Wraparound Bug Shield

Running Boards



Black-Molded O.E. Running Boards
An original equipment running board with an aerodynamic appearance that enhances the Explorer's sporty lines.



Cargo Security Shade
Conceal your belongings with this heavy-duty vinyl shade. Mounts behind rear seat above the cargo area.



Side Window Deflectors
Deflectors keep out snow or rain so you can crack open the window and let in fresh air.



All-Weather Vinyl Floor Mats
Heavy-duty mats catch and hold snow, slush and mud, while protecting the vehicle's carpeting.



Smokers Package
Designed to fit in cupholders, this ash cup includes a lid to help keep ashes in their place when windows are down.



Rear Cargo Net
Keep packages and other loose items from spilling in your vehicle. The netting stretches easily over bulky-shaped items.



Remote Start Systems
Systems start vehicle from up to 500 ft. away, ensuring that it's locked and that its security system (if equipped) is armed.




Electrochromic Mirror with HomeLink®
Automatically dims when glare is detected. HomeLink allows you to activate home lighting, disarm security systems, and more.



Mobile-Ease™ Hands-Free Communication
Leading-edge technology lets you dial, send and receive calls through your Bluetooth® wireless phone – hands-free, through simple voice commands.



Custom Fuel Door
Unique styling complements Explorer's sporty good looks. Made of corrosion-resistant, forged aluminum with a bright satin finish.

GENUINE ACCESSORIES 
fordaccessoriesstore.com

Find your match in the new Explorer model lineup.



Explorer XLS

16" styled-steel wheels • P235/70R16 all-season BSW tires • Onyx grey grille, bumpers and bodyside moldings • Black door handles • Black roof side rails • Power sideview mirrors • AM/FM stereo/single-CD player with MP3 capability • Cloth front bucket seats with 2-way adjustable head restraints and driver's manual lumbar • 60/40 split-folding 2nd-row bench • Floor console with floor shifter • 2-line message center with outside temperature display and compass • Power windows with one-touch-down driver's-side feature • Visor vanity mirrors • Air conditioning • Control Trac® 4-Wheel Drive system (4x4 models only)

Explorer XLT

16" machined-aluminum wheels • P235/70R16 all-season BSW tires (4x2), OWL tires (4x4) • Onyx grey bodyside cladding and wheel-lip moldings • 4-bar chromed grille • Fog lamps • Power sideview mirrors with security approach lamps • Premium cloth front bucket seats with 2-way adjustable head restraints and 6-way power driver's seat with manual lumbar • Overhead console • 2nd-row dome/map lights • Leather-wrapped steering wheel • Front and rear floor mats • Illuminated visor vanity mirrors

Each series includes the standard equipment of the previous series, except where additions/exceptions are noted.



Explorer Eddie Bauer

17" painted-aluminum wheels • P245/65R17 all-terrain OWL tires • Pueblo Gold lower front bumper, rear bumper and wheel-lip moldings • Body-color door handles, sideview mirror accents and bodyside moldings • 3-bar chromed grille with nostrils • Pueblo Gold running boards • Silver roof side rails with black end caps • Automatic headlamps • Keyless-entry keypad • Leather-trimmed front bucket seats with 10-way power driver's seat including power lumbar and recline • Woodgrain accents • 4-line message center • Auto-dimming rearview mirror

Explorer Limited

17" chromed wheels • Body-color bumpers and wheel-lip moldings • 4-bar chromed grille • Power, heated sideview mirrors with security approach lamps and chromed accents • Body-color running boards • Audiophile® AM/FM stereo/6-disc in-dash CD changer with MP3 capability, subwoofer and 290 watts • Leather-trimmed, heated front bucket seats with 10-way power driver's seat including power lumbar and recline and 6-way power passenger's seat • Unique woodgrain inserts • Center floor console with unique appearance for center finish and wrapped armrest • Secondary steering wheel-mounted audio and climate controls • Dual-zone Electronic Automatic Temperature Control

SPECIFICATIONS

STANDARD FEATURES

MECHANICAL

4.0L SOHC V6 engine with 5-speed automatic transmission
4-wheel Anti-lock Brake System (ABS)
130-amp alternator
3.55 axle ratio
Class II trailer tow hitch receiver
Control Trac® 4-Wheel Drive system (4x4 models only)
Independent front and rear suspension
Maintenance-free 72-amp battery

SAFETY/SECURITY

Adaptive driver and front-passenger airbags*
Adaptive energy-absorbing steering column
AdvanceTrac® with Roll Stability Control (RSC®)
Battery saver
Belt-Minder® safety belt reminder
Front-Passenger Sensing System (FPSS)
Front-seat side airbags
Illuminated entry
Lower anchors and tether anchors for child-safety seats (LATCH) in 2nd-row outboard seats
Safety belts with pretensioners/energy-management retractors (adjustable height in 1st row)
SecuriLock® passive anti-theft system
Tire Pressure Monitoring System (TPMS)

INTERIOR

1st-row dome/map lights
2-line message center with outside temperature display and compass
2nd-row 60/40 split-folding bench with recline
Air conditioning
AM/FM stereo/single-CD player with MP3 capability
Cargo area power door lock/unlock button
Cargo Management System
Coat hooks - 4
Floor console with floor shifter
Grab handles - 1 for front passenger, 2 in 2nd row
Illuminated glove compartment
Loadfloor tie-down hooks - 4
Manual day/night rearview mirror
Power points - 2
Power windows with one-touch-down driver's-side feature
Speed control
Visor vanity mirrors

EXTERIOR

16" styled-steel wheels
P235/70R16 all-season BSW tires
Black door handles
Black roof side rails
One-piece liftgate with flip-open rear window
Onyx grey grille, bumpers and bodyside moldings
Privacy glass (rear doors, rear quarter windows and liftgate window)
Power sideview mirrors
Rear-window defroster
Remote keyless-entry system with 2 key fobs
Windshield wipers - Intermittent front and rear with speed-sensitive front

*Always wear your safety belt and secure children in the rear seat.

FEATURES & OPTIONS

- XLS - 4x2 or 4x4
- XLT - 4x2 or 4x4
- EDDIE BAUER - 4x2 or 4x4
- LIMITED - 4x2 or 4x4

MECHANICAL

—	○	○	○	4.6L 3-valve V8 with 6-speed automatic transmission
●	—	—	—	16" styled-steel wheels
—	●	—	—	16" machined-aluminum wheels
—	○	—	—	17" machined-aluminum wheels
—	—	●	—	17" painted-aluminum wheels
—	—	—	●	17" chromed wheels
—	—	○	○	18" chromed wheels
—	—	—	—	P235/70R16 all-season BSW tires (XLT 4x2)
—	—	—	—	P235/70R16 all-season OWL tires (XLT 4x4)
—	○	●	●	P245/65R17 all-terrain OWL tires
—	—	○	○	P235/65R16 all-season OWL tires
○	○	○	○	Non-limited-slip rear axle - 3.73 ratio**

SAFETY/SECURITY

○	○	○	○	Safety Canopy™ System
---	---	---	---	-----------------------

SEATING

●	—	—	—	Cloth trim - 1st-row bucket seats with 2-way adjustable head restraints and driver's manual lumbar
—	●	—	—	Cloth trim - 1st-row bucket seats with 2-way adjustable head restraints and 6-way power driver's seat with manual lumbar
—	○	●	—	Leather trim - 1st-row bucket seats including 10-way power driver's seat with power lumbar and recline (vinyl 3rd row, if equipped)
—	—	○	—	Leather trim - 1st-row bucket seats with Preferred Suede® inserts and 10-way power driver's seat with power lumbar and recline (vinyl and Preferred Suede-trimmed 2nd row; vinyl 3rd row, if equipped)
—	—	○	●	Leather trim - 1st-row heated bucket seats with 10-way power driver's seat, including power lumbar, recline and memory, and 6-way power passenger's seat with manual lumbar (vinyl 3rd row, if equipped)
—	—	○	—	Leather trim - 1st-row heated bucket seats with Preferred Suede inserts and 10-way power driver's seat, including power lumbar, recline and memory, and 6-way power passenger's seat with manual lumbar (vinyl 3rd row, if equipped)
—	—	○	○	Quad Bucket Seating Group - Includes 2nd-row bucket seats and floor console (requires 3rd-row seat)
—	○	○	○	3rd-row 50/50 split fold-flat bench seat - Manual
—	—	○	○	3rd-row 50/50 split fold-flat bench seat - PowerFold™

● Standard ○ Optional — Not Available

**Requires and only available with Class III/IV Trailer Tow Package with 4.0L V6. Preferred Suede is a registered trademark of Milliken & Company.

- XLS - 4x2 or 4x4
- XLT - 4x2 or 4x4
- EDDIE BAUER - 4x2 or 4x4
- LIMITED - 4x2 or 4x4

INTERIOR

—	—	●	●	4-line message center
●	●	—	—	Air conditioning - Manual
—	—	○	●	Air conditioning - Dual-zone Electronic Automatic Temperature Control
—	○	○	○	Auxiliary rear climate control (requires 3rd-row seat)
—	○	○	○	Dual-Media Premium AM/FM stereo/single-CD/cassette player with MP3 capability
—	○	○	●	Audiophile® Sound System with AM/FM stereo/6-disc in-dash CD changer with MP3 capability, subwoofer and 290 watts
—	○	○	○	Cargo shade - rear (not available with 3rd-row seat)
—	○	●	●	Convenience Group - Includes auto-dimming rearview mirror, automatic headlamps and keyless-entry keypad
—	○	—	—	Eddie Bauer Luxury Package - Includes 1st-row bucket seats in choice of leather-trimmed or two-tone leather-trimmed with Preferred Suede inserts; 10-way power, heated driver's seat with power lumbar and memory feature; 6-way power, heated passenger's seat; Dual-zone Electronic Automatic Temperature Control; heated sideview mirrors with security approach lamps; secondary steering wheel-mounted audio and climate controls; and Audiophile Sound System
—	○	—	—	Navigation System* (includes Audiophile Sound System)
—	○	○	○	Power-adjustable pedals
—	○	○	○	Power moonroof with shade
—	○	○	○	Rear-Seat DVD Entertainment System (requires Audiophile or Navigation System and Convenience Group)
—	—	○	○	Ultimate Convenience Group - Includes power-adjustable pedals with memory settings and Universal Garage Door Opener (requires Eddie Bauer Luxury Package on Eddie Bauer)

EXTERIOR

—	—	●	●	Automatic headlamps
●	●	—	—	Bumpers - Onyx grey molded-in-color
—	—	●	—	Bumpers - Pueblo Gold-painted
—	—	—	●	Bumpers - Body-color-painted
—	○	○	○	Class III/IV Trailer Tow Package - Includes 7-pin trailer wiring harness and connector, 7-pin to 4-pin adapter, and frame-mounted hitch receiver (3.73 non-limited-slip axle required and only available with Class III/IV Trailer with 4.0L V6)
—	—	●	●	Fog lamps
—	—	—	—	Grille - Onyx grey, 4-bar design
—	—	●	●	Grille - Chromed, 4-bar design
—	—	●	—	Grille - Chromed, 3-bar design with nostrils
—	○	○	○	Reverse Sensing System
●	●	—	—	Roof side rails - Black
—	—	●	—	Roof side rails - Silver-painted
—	—	—	●	Roof side rails - Chromed
—	○	○	○	Roof-rail crossbars
—	○	●	●	Running boards - Black on XLT, Pueblo Gold on Eddie Bauer, body-color on Limited
—	—	—	○	Step bars - Chromed
○	—	—	—	XLS Sport Package - Includes Black step bars, 16" machined-aluminum wheels, P235/70R16 all-season OWL tires, and 1st- and 2nd-row color-keyed floor mats

*Not available in Alaska.

Audiophile is a registered trademark of Audiophile, Inc.

WHEELS



16" Styled-Steel Wheel
Standard on XLS



16" Machined-Aluminum Wheel
Optional on XLS Sport Package;
Standard on XLT



17" Machined-Aluminum Wheel
Optional on XLT



17" Painted-Aluminum Wheel
Standard on Eddie Bauer



17" Chromed Wheel
Standard on Limited



18" Chromed Wheel
Optional on Eddie Bauer
and Limited

ENGINES

	4.0L SOHC V6	4.6L 3V V8
Horsepower (hp @ rpm)	210 @ 5100	292 @ 5750
Torque (lb.-ft. @ rpm)	254 @ 3700	300 @ 3950

TRAILER TOWING APPLICATIONS

AXLE RATIO	MAXIMUM LOADED TRAILER WEIGHT (lbs.)	
	4.0L V6	4.6L V8
3.55	4x2 Class II	3110
	4x4 Class II	3230
3.73	4x2 Class III/IV	5390
	4x4 Class III/IV	5210
3.55	4x2 Class II	3020
	4x4 Class II	3140
3.55	4x2 Class III/IV	7300 ^{††}
	4x4 Class III/IV	7120 ^{††}

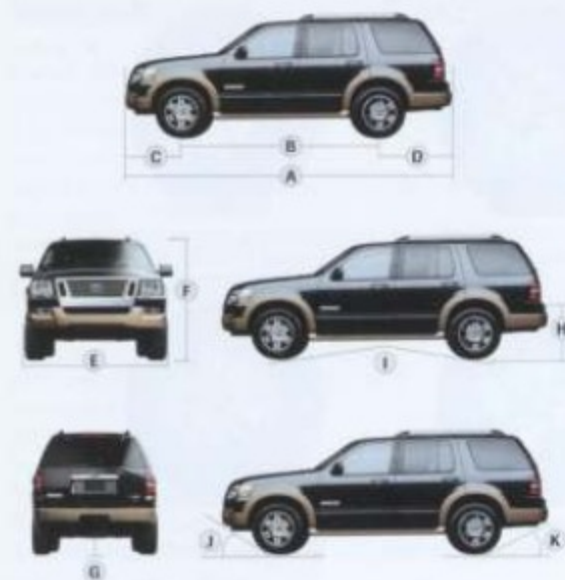
Maximum weights shown are for properly equipped vehicles with required equipment and a 150-lb. driver. Weight of additional options, equipment, passengers and cargo must be deducted from this weight. For additional information, see your Ford Dealer.

Cargo and load capacity limited by weight and distribution.

^{††}Deduct 500 lbs. when equipped with auxiliary climate controls.

SPECIFICATIONS

DIMENSIONS



EXTERIOR	4x2/4x4
A. Overall length	193.4"
B. Wheelbase	113.7"
C. Overhang - Front	35.4"
D. Overhang - Rear	44.3"
E. Vehicle width (excl. mirrors)	73.7"
F. Height (incl. roof rack)	72.8"
G. Ground clearance (minimum running)	8.2"
H. Load floor height	31.4"
I. Ramp breakover angle	18.4°
J. Angle of approach	28.2°
K. Angle of departure	23.8°

INTERIOR	
1st Row	
Head room	39.8"
Shoulder room	59.0"
Hip room	55.4"
Leg room	42.4"
2nd Row	
Head room	38.7"
Shoulder room	56.9"
Hip room	55.5"
Leg room	36.9"
3rd Row (if equipped)	
Head room	37.4"
Shoulder room	53.1"
Hip room	45.3"
Leg room	34.9"

Maximum Cargo Volume (cu. ft.)	5 pass./7 pass.
Behind 1st row	85.8/83.7
Behind 2nd row	45.1/43.9
Behind 3rd row (if equipped)	- /13.6

Cargo and load capacity limited by weight and distribution.

INTERIOR COLORS



Camel Cloth
Standard on XLS

Stone Cloth
Standard on XLS



Camel Cloth
Standard on XLT

Stone Cloth
Standard on XLT



Camel Leather
Standard on Eddie Bauer
and Limited; Optional on XLT

Stone Leather
Optional on XLT



Moss Leather with Camel
Preferred Suede[®] Inserts
Optional on Eddie Bauer

Charcoal Black Leather
Standard on Limited

CAMEL

STONE

BLACK

XLS

- Oxford White
- Pueblo Gold Metallic
- Redfire Metallic
- Dark Blue Pearl Metallic
- Silver Birch Metallic
- Mineral Grey Metallic
- Dark Stone Metallic
- Black

XLT

- Oxford White
- Pueblo Gold Metallic
- Redfire Metallic
- Dark Blue Pearl Metallic
- Silver Birch Metallic
- Mineral Grey Metallic
- Dark Stone Metallic
- Black

EDDIE BAUER

- Oxford White
- Redfire Metallic[†]
- Dark Blue Pearl Metallic[†]
- Mineral Grey Metallic
- Dark Stone Metallic
- Black
- Dark Cherry Metallic^{*}

LIMITED

- Pueblo Gold Metallic
- Silver Birch Metallic
- Dark Stone Metallic
- Black
- Dark Cherry Metallic^{*}
- Cashmere Tri-Coat Metallic^{**}

^{*}New for 2008. ^{**}Moss Leather with Camel Preferred Suede Inserts not available with this exterior color. [†]Extra-cost option.

EXTERIOR COLORS



Oxford White



Pueblo Gold Metallic



Redfire Metallic



Dark Blue Pearl Metallic



Silver Birch Metallic



Mineral Grey Metallic



Dark Stone Metallic




Black



Dark Cherry Metallic



Cashmere Tri-Coat Metallic



Ford uses clearcoat paint for beauty and protection. Colors shown are representative only. Not all colors are available on all models. See your dealer for actual paint/trim options. Vehicles shown may contain optional equipment.

New-Vehicle Limited Warranty

We want your Ford Explorer ownership experience to be the best it can be. So under this warranty, your new vehicle comes with 3-year/36,000-mile Bumper-to-Bumper Coverage, 5-year/50,000-mile Safety Restraint Coverage, and 5-year/unlimited-mile Corrosion (Perforation) Coverage — all with no deductible. Please ask your Ford Dealer for a copy of this limited warranty.

Ford Credit Get the ride you want. Whether you plan to lease or finance, you'll find the choices that are right for you at Ford Credit. Ask your Ford Dealer for details or check us out at www.fordcredit.com

Ford Motor Company Insurance Services Choose the insurance program that's designed for your vehicle — Ford Motor Company Insurance Services. Our program helps you receive the rates and service you deserve. Call 1-877-367-3847 or visit us at www.fordvip.com for a no-obligation quote. Insurance offered by American Road Services Company (In CA, American Road Insurance Agency), a licensed agency and subsidiary of Ford Motor Company.

EXTENDED SERVICE PLAN For a purchase or lease, the Ford Extended Service Plan (ESP) gives you "Peace-of-Mind" protection designed to cover key vehicle components and protect you from the cost of unexpected repairs. Ask your dealer for an ESP backed by Ford Motor Company and honored at all Ford dealerships.

2006 FORD EXPLORER

**America's Best-Selling SUV –
14 Years and Counting**

Most Trusted SUV – 12 Years Running*

FORD EXPLORER IS BUILT TO DO MORE

MORE POWERFUL

- Available new 4.6L 3-valve V8 engine with 6-speed automatic transmission
- Produces 292 hp and 300 lb.-ft. of torque, a 53-hp increase over previous V8

ALL-NEW INTERIOR

- Available 10-way power driver's seat
- Available fold and tumble function in 2nd row
- Available new 50/50 split 3rd-row seat with available PowerFold™ or manual operation

INNOVATIVE SAFETY TECHNOLOGY

- AdvanceTrac® with first-in-class** Roll Stability Control
- Standard class-exclusive Intelligent Safety System
- Standard front-seat side airbags

*Based on repurchase numbers among '93-'04 new vehicle buyers.

**Truck-based Midsize SUV class.

For more information, go to www.fordvehicles.com



BUILT FOR THE ROAD AHEAD.

©2005 Ford Motor Company 06EXPLRCAT
Litho in USA on recycled paper (20% post consumer)