


ISUZU

**FOR ADDITIONAL
INFORMATION ON ISUZU'S
FULL LINE OF LOW CAB
FORWARD TRUCKS
PLEASE VISIT**

**WWW.ISUZUCV.COM
OR CALL (866) 441-9638**



**SCAN TO ACCESS A DIGITAL
COPY OF THE 2025 N-SERIES
GAS BROCHURE**

ISUZU

All photographs, illustrations, equipment, and technical data in this brochure are based on the latest information available at the time of publication. Isuzu Commercial Truck of America, Inc. reserves the right to make changes at any time, without notice, in prices, colors, materials, equipment, specifications, and models, and to discontinue models or equipment. Isuzu vehicles are assembled from component parts manufactured by Isuzu Motors Limited, its affiliated companies, and by independent suppliers who manufacture such components to Isuzu's exacting standards for quality, performance, and safety. Some vehicles are shown with optional equipment. Some equipment is dealer installed. Visit your authorized Isuzu dealer for warranty and other details. Android Auto is a trademark of Google LLC. Apple Carplay is a registered trademark of Apple Inc. Bluetooth is a registered trademark of Bluetooth SIG, Inc. SiriusXM is a trademark of Sirius XM Radio Inc. HD Radio is a registered trademark of iBiquity. Facebook is a registered trademark of Meta. Instagram is a registered trademark of Meta. X is a trademark of X Corp. YouTube is a registered trademark of Google Inc. FleetValue is a registered trademark of Isuzu Commercial Truck of America, Inc. Neither Isuzu Commercial Truck of America, Inc. nor Isuzu Motors Limited are sponsored by or affiliated with these platforms. Copyright © 2024 Isuzu Commercial Truck of America, Inc.



**2025
ISUZU N-SERIES GAS**

THE TRUCKS YOU TRUST FOR THE WORK YOU DO

Today, more than ever, you need a truck that's dependable and durable ... efficient and capable ... designed for minimal downtime and maximum productivity ... a truck you can rely on to get the job done.

Whether you manage a large fleet or are a single owner-operator, a 2025 Isuzu N-Series gas truck is your best choice for your next truck. Here's why.

A Wide Range of Choices: What will it be? Standard Cab or Crew Cab ... wheelbases from 109 to 176 inches ... GVWRs from 12,000 to 19,500 pounds? Perhaps one of our brand-new Class 5 NQR or NRR gas-powered models? The choice is yours.

Expertise: A predecessor company of what is now known as Isuzu Motors Limited produced its first truck in 1922. Over a century later, Isuzu Motors Limited is one of the most experienced truck builders in the world.

Durability: Every Isuzu N-Series gas engine has a design life of 200,000 miles.

Productivity: The low cab forward design of Isuzu trucks provides more cargo space within a given overall length plus best-in-class maneuverability. That means drivers can reach tighter places in less time. And the Isuzu Hexapod cab maximizes interior space and optimizes comfort.

Low Cost of Ownership: Isuzu's available Priority Service Maintenance Program allows you to pay in advance for your maintenance needs—allowing you to budget your transportation costs up front while keeping your truck in top condition

Peace of Mind: Isuzu trucks are backed with warranties that demonstrate our belief in our product, and our extended warranties can help you protect your investment for up to five years or 150,000 miles, depending on model.

Isuzu has been the best-selling low-cab-forward truck in America every year since 1986. We invite you to find out for yourself what has inspired such loyalty—and why Isuzu trucks will be the trucks you trust for the work you do.



HEAD OF THE CLASS(ES)

Do you need the convenience of a gasoline engine together with the capability of a Class 5 truck? Look no further.

Class 5 NQR and NRR: The NQR (17,950-lbs. GVWR) and its even more robust big brother, the NRR (19,500-lbs. GVWR), are available in both Standard Cab (132.5- to 176-inch wheelbases) and Crew Cab (150- or 176-inch wheelbases) models.

In all of these configurations, moving the power from the engine to the wheels is the job of the standard Allison 1000 6-speed automatic transmission. This transmission is part of Allison's Rugged Duty Series™—perfect for the demands of a Class 5 truck.

But the Class 5 NQR and NRR gas models are just part of the gasoline-powered Isuzu N-Series story for 2025.

Class 3 NPR and Class 4 NPR-HD: If you're looking for a truck with a gasoline engine but don't need the heavy hauling ability of our new Class 5 models, consider the Class 3 NPR (12,000-lb. GVWR) and the Class 4 NPR-HD (14,500-lb. GVWR). Both offer:

- Standard and Crew Cab models
- Four wheelbases for Standard Cab models (109 to 176 inches) to accommodate bodies from 10 to 20 feet in length
- Two wheelbases for Crew Cab models (150 and 176 inches) for 12- to 16-foot bodies

THE ENGINE THAT COULD

All of Isuzu's N-Series gas trucks are powered by a 6.6-liter V8 that has been engineered to give you the best of all worlds:

- **Clean:** Meets published Federal emission standards through the 2026 model year
- **Powerful:** Generates an impressive 350 horsepower and 425 lbs.-ft. of torque for great throttle response even with full loads
- **Durable:** Cast-iron block specifically designed for heavy-duty use
- **Efficient:** Aluminum head design incorporates direct injection, variable valve timing, and an air intake humidity sensor, making this powerplant a fuel sipper, not a fuel gulper

The first gasoline-powered N-Series trucks were introduced in 1994. The last 30 years have been a time of continued improvement, leading to the 2025 N-Series gas trucks.





N-SERIES GAS HIGHLIGHTS



SPACIOUS CAB

Isuzu trucks offer two cab choices, seating for three or seven. Both cabs are built with the driver and passenger in mind. The most notable feature of the cab is the forward visibility. The large windshield and low-cab-forward design give drivers approximately 16 more feet of visibility in front of the cab compared to a conventional-cab truck. Vertical A-pillars located at the front corners of the cab provide an expanded peripheral view.



IN-FRAME FUEL TANK

The 38.6-gallon in-frame fuel tank is conveniently placed between the rear frame rails. This rearward position keeps the tank free from interfering with body mounts and doesn't clutter the frame rails. The larger tank also increases range to keep refueling stops to a minimum.



BRAKES

A four-wheel-disc braking system enhances braking performance while improving pedal feel. This braking system utilizes a vacuum + power assist and an anti-lock braking system (ABS).



LED LIGHTS

LED headlamps and daytime running lights improve safety and styling. With brighter illumination, drivers have better visibility in nighttime conditions and their trucks are more easily visible to pedestrians and oncoming traffic.



6.6L V8 GAS ENGINE

All gas-powered N-Series trucks are equipped with an advanced 6.6-liter V8 gasoline engine. The engine produces: 350-hp and 425-lb-ft. torque. This advanced engine is powerful, efficient, and most of all, durable.



INTERIOR

The interior is enhanced with a two-tone gray interior trim, and the seats are covered with a gray and blue cross-pattern tricot fabric that improves the look and feel while being durable for the daily grind.



TRANSMISSION

Every gas-powered NPR and NPR-HD are equipped with a 8-speed automatic transmission. This Hydra-Matic transmission includes a lock-up torque converter and two overdrive gears. Every gas-powered Isuzu NQR and NRR are equipped with an Allison 1000 Rugged Duty Series™ (RDS) six-speed double-overdrive transmission.

NPR

CLASS 3



STANDARD CAB



CREW CAB

GVWR
12,000 lb.

GCWR
18,000 lb.

PAYLOADS
6,115 - 6,846 lb.

6.6L 8-CYLINDER ENGINE
350 HP / 425 LB-FT TORQUE

8 SPEED
AUTOMATIC
TRANSMISSION

NQR

CLASS 5



STANDARD CAB



CREW CAB

GVWR
17,950 lb.

GCWR
23,950 lb.

PAYLOADS
11,407 - 12,064 lb.

6.6L 8-CYLINDER ENGINE
350 HP / 425 LB-FT TORQUE

ALLISON
1000 RDS
TRANSMISSION

NPR-HD

CLASS 4



STANDARD CAB



CREW CAB

GVWR
14,500 lb.

GCWR
20,500 lb.

PAYLOADS
8,277 - 8,986 lb.

6.6L 8-CYLINDER ENGINE
350 HP / 425 LB-FT TORQUE

8 SPEED
AUTOMATIC
TRANSMISSION

NRR

CLASS 5



STANDARD CAB



CREW CAB

GVWR
19,500 lb.

GCWR
25,500 lb.

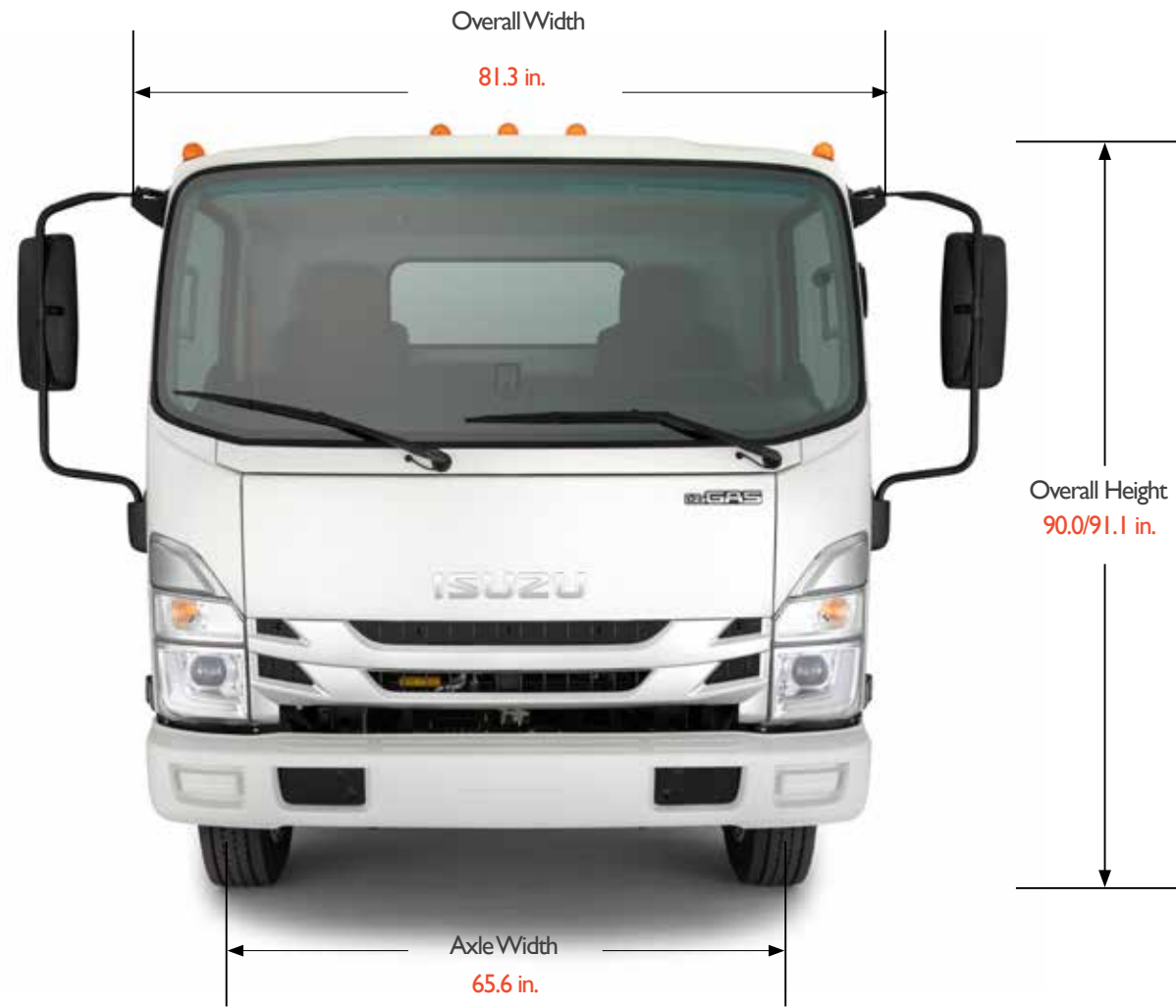
PAYLOADS
12,954 - 13,611 lb.

6.6L 8-CYLINDER ENGINE
350 HP / 425 LB-FT TORQUE

ALLISON
1000 RDS
TRANSMISSION



DIMENSIONS & CAPACITIES



STANDARD CAB

Wheelbase (in.)	Cab to Axle (in.)	Cab to End of Frame (in.)	Back of Cab (in.)	OAL (in.)	OAH (in.)	OAW (in.)	Afterframe (in.)	Fame Height (in.)	Frame Rail Width (in.)	Body Length (ft.)
109*	86.5	129.6	7.7	200.5	92.4*	81.3	43.1	33**	33.5	10-12
132.5	110	153.1	7.7	224	92.4*	81.3	43.1	33**	33.5	12-14
150	127.5	170.6	7.7	241.5	92.4*	81.3	43.1	33**	33.5	16-18
176	153.5	196.6	7.7	267.5	92.4*	81.3	43.1	33**	33.5	18-20

CREW CAB

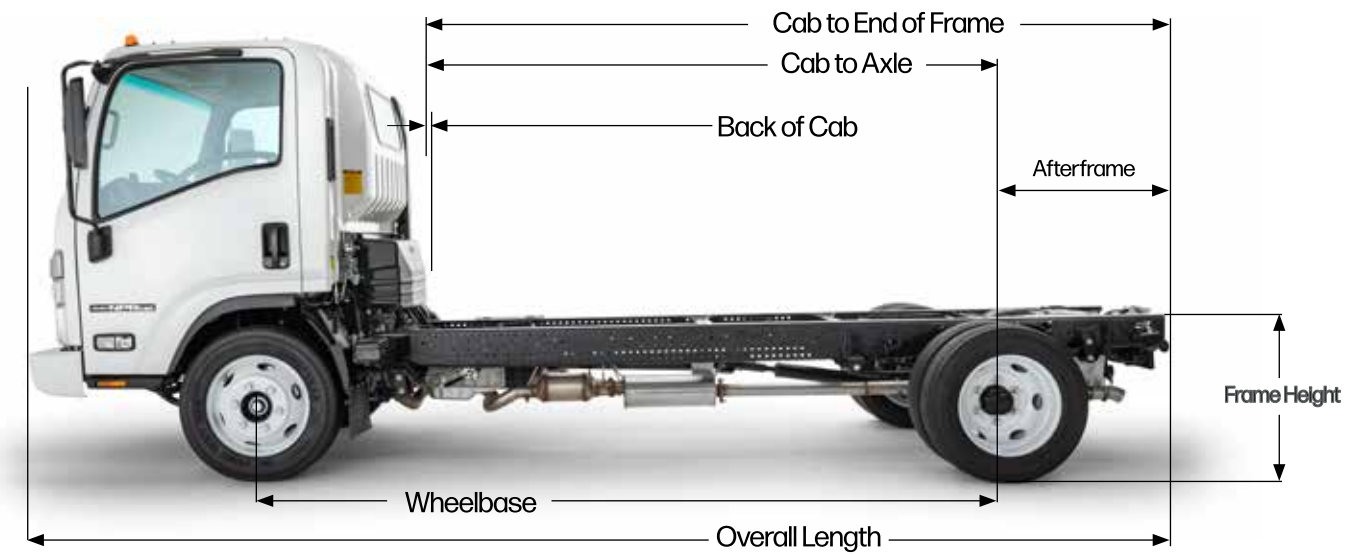
150	88.5	131.6	5.0	241.5	92.4**	81.3	43.1	33**	33.5	12
176	114.5	157.6	5.0	267.5	92.4**	81.3	43.1	33**	33.5	16

*NPR, NPR-HD only

*NPR Standard Cab is 90 in. and NPR-HD Standard Cab is 90.9 in.

**NPR and NPR-HD Crew Cab is 91.1 in.

**NPR is 31.8



STANDARD CAB

Wheelbase (in.)	NPR			NPR-HD		
	Curb Weight (lbs.)	Body Payload (lbs.)	Model Codes	Curb Weight (lbs.)	Body Payload (lbs.)	Model Codes
109.0	5,154	6,846	1C1	5,514	8,986	1F1
132.5	5,256	6,744	1C2	5,593	8,907	1F2
150.0	5,285	6,715	1C3	5,633	8,867	1F3
176.0	5,333	6,667	1C4	5,674	8,826	1F4

CREW CAB

150.0	5,834	6,166	1D3	6,182	8,318	1G3
176.0	5,885	6,115	1D4	6,223	8,277	1G4

STANDARD CAB

Wheelbase (in.)	NQR			NRR		
	Curb Weight (lbs.)	Body Payload (lbs.)	Model Codes	Curb Weight (lbs.)	Body Payload (lbs.)	Model Codes
132.5	5,886	12,064	1R2	5,889	13,611	1U2
150.0	5,929	12,021	1R3	5,932	13,568	1U3
176.0	5,983	11,967	1R4	5,986	13,514	1U4

CREW CAB

150.0	6,479	11,471	1S3	6,482	13,018	1V3
176.0	6,543	11,407	1S4	6,546	12,954	1V4

CLASS 3-4 STANDARD WARRANTY

NEW VEHICLE LIMITED WARRANTY

Warranty Limitations: Time or Mileage, Whichever Occurs First

New Truck Warranty	Time in Years	Vehicle Miles
Basic	3	36,000
Engine Transmission - 8L-90 Drive Axle	5	75,000
Frame Rails	3 5*	36,000 Unlimited*
Corrosion (Rust Through)	4	Unlimited
Roadside Assistance	3 5 [†]	36,000 75,000 [†]
Emission Warranty	Time in Years	Vehicle Miles
Emissions Control System - Federal	5	50,000
Emission Control System (NPR model) - California**	3 7	50,000 70,000
GHG Emission	5	50,000
Tire	2	24,000

* After 3 years or 36,000 miles (whichever occurs first), labor and parts coverage is 50% for up to 5 years.

[†] Tows related to emissions issues may be covered for up to 5 years or 75,000 miles (whichever occurs first).

**Please see warranty booklet for coverage details.

CLASS 5 STANDARD WARRANTY

NEW VEHICLE LIMITED WARRANTY

Warranty Limitations: Time or Mileage, Whichever Occurs First

New Truck Warranty	Time in Years	Vehicle Miles
Basic	3	36,000
Engine Drive Axle	5	75,000
Transmission - Allison*	5	Unlimited
Frame Rails	3 5**	36,000 Unlimited**
Corrosion (Rust Through)	4	Unlimited
Roadside Assistance	3 5 [†]	36,000 75,000 [†]
Emission Warranty	Time in Years	Vehicle Miles
Federal Defect	5	50,000
GHG Emission	5	50,000
Tire	2	24,000

*The Allison automatic transmission is warranted separately by Allison Transmission. The warranty coverages are determined by the mileage of the vehicle and the number of years from the delivery date. The warranty coverages are limited by whichever occurs first. Please see your authorized Isuzu dealer for warranty details.

**After 3 years or 36,000 miles (whichever occurs first), labor and parts coverage is 50% for up to 5 years.

[†]Tows related to emissions issues may be covered for up to 5 years or 75,000 miles (whichever occurs first).

EXTENDED WARRANTY

60 MONTHS / 150,000 MILES

(See Your Authorized Isuzu Dealer for Additional Extended Warranty Coverages)

ENGINE

- All internally lubricated parts including, but not limited to, cylinder block, head, oil pan, thermostat housing, flywheel, intake manifolds, and the following internal parts: Oil pump, pistons with rings, crankshaft and bearings, connecting rods and bearings, head bolts, cylinder head gasket, intake and exhaust valves, rocker arm assembly, camshaft actuator, camshaft, front and rear main seals

DRIVE AXLE

Differential, axle shafts, all seals and bearings

TRANSMISSION

Transmission case and all internal parts

ROADSIDE ASSISTANCE

Roadside assistance and towing to the nearest dealer for covered repairs on the vehicle at no additional charge

The warranty coverages are determined by the mileage of the vehicle and the number of years from the delivery date. The warranty coverages are limited by whichever occurs first. Please see your authorized Isuzu dealer for warranty details.

EXTENDED WARRANTY

60 MONTHS / 150,000 MILES

(See Your Authorized Isuzu Dealer for Additional Extended Warranty Coverages)

ENGINE

- All internally lubricated parts including, but not limited to, cylinder block, head, oil pan, thermostat housing, flywheel, intake manifolds, and the following internal parts: Oil pump, pistons with rings, crankshaft and bearings, connecting rods and bearings, head bolts, cylinder head gasket, intake and exhaust valves, rocker arm assembly, camshaft actuator, camshaft, front and rear main seals

DRIVE AXLE

Differential, axle shafts, all seals and bearings

ROADSIDE ASSISTANCE

Roadside assistance and towing to the nearest dealer for covered repairs on the vehicle at no additional charge

*The transmission is not covered under this extended warranty.

The warranty coverages are determined by the mileage of the vehicle and the number of years from the delivery date. The warranty coverages are limited by whichever occurs first. Please see your authorized Isuzu dealer for warranty details.

ACCESSORIES



POWER / HEATED MIRRORS

Heated flat and convex mirrors with or without dual remote controls. Heated mirrors prevent fogging and ice collection with a quick push of a cab switch. For added convenience, available remote controls allow the driver to quickly adjust the angle of the mirrors.



AIR DEFLECTOR

To help maximize fuel efficiency, the custom-designed Isuzu air deflector directs air over the top and around the sides of the truck body to reduce drag.



CHROME GRILLE

Chrome-accented grille enhances styling.



HIGH-VISIBILITY SEATBELTS

High-visibility orange seatbelts provide quick visual verification that seat belts are being worn to conform with safety regulations. (Driver and right front passenger seats only.)



FIRE EXTINGUISHER & REFLECTOR KIT

Meets DOT specifications for Regulation 393.5. Provides additional driver safety. Custom engineered box fits specifically in the dedicated rear cargo organizer.



BACK-UP ALARM

Alarm sounds when the vehicle is placed in reverse. Audible warning alerts any nearby people that the vehicle is backing up.



MOBILEYE®

This passive driver-assistance system provides alerts and warnings for enhanced safety. The system incorporates Forward Collision Warning, Pedestrian Collision Warning, Lane Departure Warning, and Headway Monitoring and Warning.



SUSPENSION SEAT

The adjustable suspension seat is designed to increase driver comfort and help reduce fatigue by dampening the impact of rough road surfaces. Not available on Crew Cab. (High-visibility seat belt sold separately.)



SEAT COVERS

Designed and tailored for a custom fit, these seat covers help reduce seat wear and tear to protect your investment while enhancing the look and feel of the cabin. Available on Standard and Crew Cab models.



AGM BATTERY

AGM 825 CCA – Absorbed Glass Mat Battery provides a sealed, maintenance-free battery solution.



BLOCK HEATER & RECEPTACLE

Warms engine coolant for more efficient cold engine start up. Reduces the need for prolonged engine warm-up.



KEYLESS ENTRY

Conveniently locks and unlocks all cab doors at the push of a button. Two transmitters included.



TOUCHSCREEN AUDIO SYSTEM

The Alpine iLX-407 is equipped with a convenient touchscreen display and provides 200 watts of sound. This versatile system works with Apple CarPlay® and Android Auto™ which give you access to a number of smartphone apps including navigation. It is also equipped with built-in Bluetooth®, SiriusXM connectivity (antennae and subscription required), an HDMI input, an HD Radio™ tuner, and more. A USB port and AUX input are also included.

A backup camera is also available with the system. When ordering the audio system, select this upgrade to enhance your driving experience and safety.

Other Optional Equipment:

- Spare Keys (2 additional keys)
- 102-in. Side Mirror Bracket
- Front Fascia Protector
- Speed Limiting to 65 mph

THE SUPPORT YOU DESERVE FOR THE TRUCKS YOU TRUST



Call (866) 441-9659 – 24/7/365 – It is as simple as that when you're in need. Roadside Assistance is standard on all new Isuzu trucks. It covers tows, jump starts, lock outs, and fueling (owner is responsible for cost of fuel). Please see an authorized Isuzu dealer for details.



Specifically designed replacement parts developed for Isuzu trucks are approved for all warranty repairs and carry a one-year/unlimited-mile warranty. See an Isuzu dealer for warranty details.



Preventive maintenance increases your operating efficiency and maximizes your fuel economy. This comprehensive program protects you against increasing labor and parts costs for up to five years. PSMP also guarantees you "Priority" treatment during your service visits and when roadside assistance is needed. And, any unused portion of your PSMP can be rolled into your next purchase, transferred to the truck's next owner, or refunded to you.



Isuzu FleetValue Parts are priced to compete with aftermarket parts—but have been engineered to meet Isuzu's stringent specifications and exacting standards for quality, performance, safety, and reliability. And they carry a one-year, unlimited-mile warranty.



Isuzu Finance of America offers exclusive programs, like the Isuzu iLease, through authorized Isuzu dealers nationwide. The iLease is by far the most cost-effective option for qualifying customers, allowing them to take advantage of low monthly payments. Ask your Isuzu dealer for more information on Isuzu Finance offerings that will best fit your business needs!

