

2007 THE NEW EXPEDITION & ALL-NEW EXPEDITION MAX

XLT, Eddie Bauer, Limited



Built for life in Canada

Increase Your Potential.

Meet the new Ford Expedition and the all-new Expedition MAX. They're built to encourage your family's adventurous nature — ready for everything from last-minute hikes at the park to long weekends on the lake, and all the special memories you'll create in between.

Expedition and Expedition MAX share their bold good looks inside and out. Where you'll notice they differ is in cargo-carrying capability, since the longer wheelbase on Expedition MAX helps it serve up an extra 680 litres (24 cu. ft.) of cargo space behind the 3rd-row seat.

It's time to gather everybody, pack everything, and hit the road to anywhere. You're sure to conjure up some super-sized adventures in the new 2007 Expedition and the all-new Expedition MAX.





Expand Your Pull.

New for 2007, the available towing capacity of Expedition's proven 5.4L Triton® V8 engine has increased to a maximum of 4082 kg (9000 lbs.). That's a whole lotta pull.

The V8's efficient 3-valve head design maximizes its energy to give you a mighty 300 hp and 365 lb.-ft. of torque. It's coupled with a new 6-speed automatic transmission this year for a more satisfying launch feel.

Optional load-leveling rear air suspension helps deliver a smooth ride and confident handling regardless of the vehicle load. So bring all your big toys and get ready for some big fun.

Cargo and load capacity limited by weight and weight distribution.

CLEANER THAN EVER — Expedition's powertrain system is designed to significantly reduce emissions as compared to the previous generation. Smog-forming emissions have been reduced by 55%, hydrocarbon by 42%, and nitrogen oxide by 65%.



BUILT TO FLEX — As you'll soon discover, Expedition's all-new multilink Independent Rear Suspension (IRS) really shines off-road. Since each rear wheel reacts independently, Expedition easily maintains its composure, even over harsh, uneven surfaces. So get out there and roam.



Maximize Your Agility.

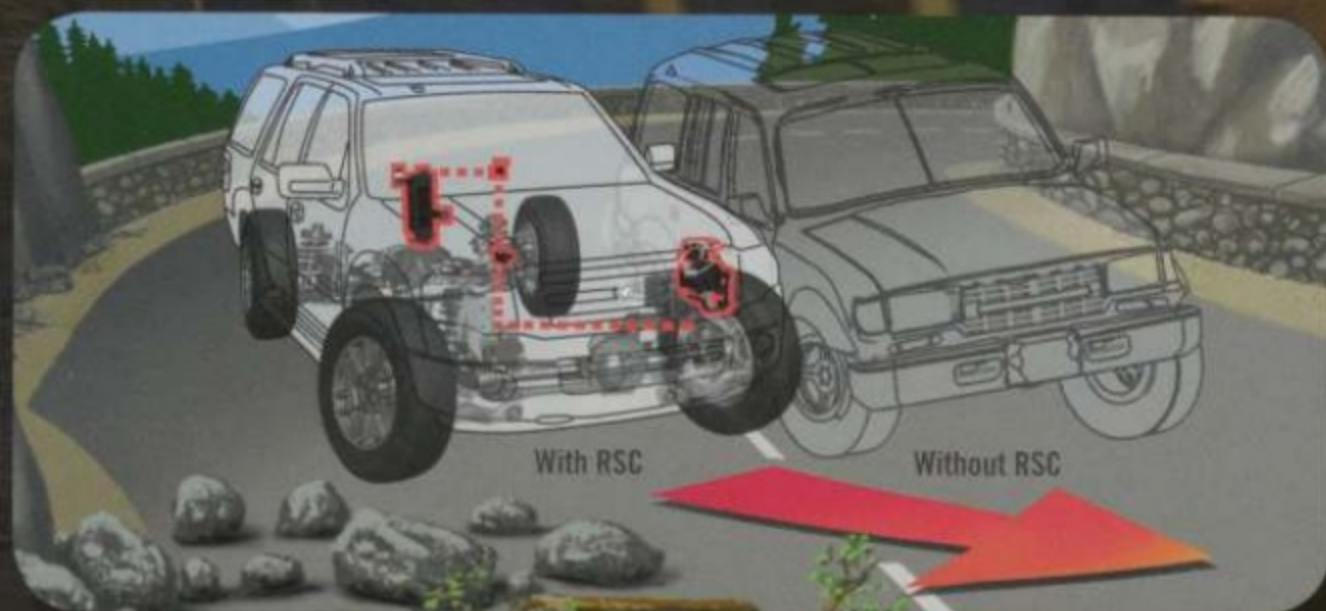
AdvanceTrac® with class-exclusive* RSC® (Roll Stability Control), now standard on every Expedition, is an electronic stability enhancement system that actually measures what competitors' systems ignore or can only estimate. Our system features a vehicle-roll motion sensor in addition to AdvanceTrac's Anti-lock Brake System (ABS), traction control and yaw control. RSC uses the sensor to directly measure the vehicle's roll rate at least 100 times every second, which helps determine when and how the system will apply individual brakes and modify engine power to help keep all 4 wheels firmly planted.

Expedition's standard Control Trac® 4-wheel-drive system features a convenient 4x4 AUTO mode that senses when you're driving on a loose or slippery surface (like gravel or snow) and automatically optimizes traction by transferring power to the appropriate wheels. The Off-Road Package, optional on XLT, adds black tubular step bars and skid plates to help protect the engine, transfer case and fuel tank.

*Full-size SUV and Full-size Extended-length SUV class, excluding other Ford Motor Company vehicles.

BUILT-IN STABILITY — AdvanceTrac with RSC can help in many real-world situations, such as when you're making an emergency manoeuvre to avoid something on the road; driving on slippery surfaces like snowy, muddy, wet or gravel roads; or even just travelling on uneven surfaces, such as in construction zones.

Remember that even advanced technology cannot overcome the laws of physics. It's always possible to lose control of a vehicle due to inappropriate driver input for the conditions.





TRAIL HAPPY — The new Expedition's increase in torsional rigidity, along with its stiffer frame, updated shocks and enhanced steering gear, translates to a smoother ride and increased steering control. It'll help keep the kids comfy while you hunt for your campsite down that unforgiving path.

Expedition Limited in Pueblo Gold Metallic.


Power Your Possibilities.

Ever wish you had more time to spend on your adventures? You can — with Expedition's available, class-exclusive PowerFold™ 3rd-row seat, standard on Eddie Bauer and Limited. PowerFold opens up 2421 litres (85.5 cu. ft.) of cargo space at the push of a button on Expedition MAX, which gets you packing in a hurry and leaves more time for fun.

With the 2nd- and 3rd-row seats folded flat onto the floor, Expedition provides 3066 litres (108.3 cu. ft.) of cargo space. Expedition MAX offers you a full 3703 litres (130.8 cu. ft.), and both vehicles give you a level loadfloor that makes it easy to transport long, flat objects. You'll thank us after your first trip to the home improvement store.



SMART PACKING — This versatile new cargo organizer, standard on Expedition MAX, helps you keep all that extra space behind the 3rd-row seat neat and tidy. You can use the simple panel divider to split the space vertically or horizontally, creating either 2 distinct cargo areas or 2 tiers of shelf-like storage, whichever your cargo requires.



PUSH-BUTTON EASE — Expedition's available new power liftgate, standard on Limited, raises and lowers with the push of a button on your remote keyless-entry key fob. It doesn't get any easier than this, even when you're carrying a load of wakeboarding gear.



Create Your Bliss.

Expedition's all-new interior is all the more appealing when you realize that you're enjoying it in such relaxing quiet. In fact, this is the quietest Expedition ever. To help further isolate you and your family from road noise, we used new materials in Expedition's headliner and dash panel in addition to class-exclusive Quiet Steel® laminate in the dash panel and oil pan. A new acoustic-laminate windshield and thicker side glass also help reduce wind noise in particular. The result of all this hard work? You can use your inside voice to address a 3rd-row passenger from the driver's seat. And vice versa.

Prefer to shake things up? Start surfing your choice of coast-to-coast music, news, sports and entertainment on Expedition's standard SIRIUS Satellite Radio.*

The time has come to scrap your paper maps and go digital. Expedition's available, voice-activated DVD-based Navigation System with intersection programming actually calls out upcoming street names for you. So it makes travelling to new places easy and enjoyable.

*See your Ford of Canada Dealer or contact SIRIUS at 1-888-539-7474 for more information. Quiet Steel is a registered trademark of Material Sciences Corporation.



CINEMA ON THE GO — Expedition's optional Rear-Seat DVD Entertainment System features a new, larger 8" color LCD screen that'll keep your rear-seat passengers happily occupied for hours. The system also includes an infrared remote control and 2 sets of wireless headphones so you can drive in blissful quiet.




AUDIO REVOLUTION — Since the personal MP3 player is *the* hot gadget these days, we've equipped every Expedition sound system with a new auxiliary audio input jack to accommodate yours. Of course, all the CD players and changers still have the ability to read MP3-formatted CDs as well.



Delight Your Guests.

With available seating configurations for up to 8 passengers and all sorts of entertainment options, you could think of Expedition as your new family room on wheels.

Expedition's seat structures have been redesigned to help increase rider comfort on short and long trips alike. Supportive captain's chairs are standard in the 1st row, while a new 10-way power-adjustable driver's seat with power lumbar and recline is optional on XLT, and standard on Eddie Bauer and Limited. You can also treat yourself to 3 levels of warm and cool luxury with Expedition's class-exclusive heated *and* cooled front seats, standard on Eddie Bauer and Limited.



SEAT YOUR CREW — Expedition is available in 2 seating configurations. Both models feature 1st-row captain's chairs. The 8-passenger model features a standard 2nd-row 40/20/40 split-folding seat and the 3rd-row seat with or without available PowerFold™ operation. To create a 7-passenger model, choose the optional 2nd-row captain's chairs.



WITHIN EASY REACH — Expedition's class-exclusive CenterSlide™ feature enables you to pull the 20% portion of the standard 2nd-row 40/20/40 split-folding seat forward up to 270 mm for easy access from the 1st row.

SERIOUS MULTITASKERS — Expedition's available 2nd-row captain's chairs have several helpful functions. You can recline them. You can flip and fold them to access the 3rd row. And you can place them into a full kneeling position to create a flat load surface for your cargo.



Help Protect Your Loved Ones.


The safest Expedition ever* makes it easy, with new standards like front-seat side airbags and our 3-row Safety Canopy™ System joining our class-exclusive Personal Safety System® (PSS). The Safety Canopy System features side-curtain airbags that are larger than on the previous generation, and now help provide protection for all 3 rows of outboard-seated occupants in certain types of side-impact events. The innovative PSS uses a network of sensors to enhance protection for the driver and front passenger in certain frontal collisions. It customizes the deployment of Expedition's dual-stage front airbags based on several criteria, including the driver's-seat position, whether the front safety belts are in use, and the overall severity of the impact.

To help increase your control and add to your peace of mind, AdvanceTrac® with class-exclusive RSC® (Roll Stability Control) is now standard on every Expedition.

*Based on internal Ford safety testing results.



IMPACT ABSORBER — New for 2007, Expedition's stroking steering column functions similarly to a shock absorber, working in conjunction with your safety belt and front airbag to help reduce the impact to your chest in the event of a frontal crash.



ESSENTIAL ARMOR — Every Expedition features steel side-intrusion door beams to help reduce the depth of an intrusion in certain types of side-impact events.



MODEL LINEUP

Each series includes the standard equipment of the previous series, except where additions/exceptions are noted.



EXPEDITION XLT

17" aluminum wheels • Black lower bodyside mouldings and bumpers • Chrome door handles • Fog lamps • Black, power sideview mirrors with security approach lamps • Black roof side rails and crossbars • Black running boards • AM/FM stereo with single-CD with MP3 capability • Auxiliary audio input jack • SIRIUS Satellite Radio • 1st-row captain's chairs with 6-way power driver's seat with power lumbar • 2nd-row 40/20/40 split bench seat with CenterSlide™ feature • 3rd-row 60/40 split fold-flat-to-floor bench seat • Colour-coordinated carpeted front and rear floor mats • Overhead console • Illuminated entry with theatre-dimming feature • 2nd-row map lights



EXPEDITION EDDIE BAUER (also available in MAX)

18" machined-aluminum wheels • Chrome exhaust tip • Pueblo Gold lower bodyside mouldings, wheel-lip mouldings and bumpers • Pueblo Gold running boards • Black, power, heated sideview mirrors with memory, security approach lamps and integrated turn signals • Heated and cooled 10-way power driver and 6-way power passenger captain's chairs • Two-tone leather-trimmed seats • Driver's-seat memory feature • Dual-zone Electronic Automatic Temperature Control • Message centre • Auto-dimming rearview mirror • Leather-wrapped steering wheel with secondary controls • Audiophile® Sound System with AM/FM stereo and 6-disc in-dash CD changer with MP3 capability • Reverse Sensing System



EXPEDITION LIMITED (also available in MAX)

18" chrome-clad aluminum wheels • Monochromatic appearance • Chrome roof side rails with black crossbars • Body-colour, power-folding, heated sideview mirrors with memory, security approach lamps and integrated turn signals • Headlamps with blackout treatment • 10-way power-adjustable driver and front-passenger leather-trimmed low-back bucket seats, including power lumbar and power recline • Power moonroof • Power liftgate

SPECS

DIMENSIONS



EXTERIOR mm (in.)	EXPEDITION	EXPEDITION MAX
A. Overall length	5247 (206.5")	5621 (221.3")
B. Wheelbase	3022 (119.0")	3327 (131.0")
C. Overhang — front	995 (39.2")	995 (39.2")
D. Overhang — rear	1226 (48.3")	1297 (51.1")
E. Width (excluding mirrors)	2001 (78.8")	2001 (78.8")
Width (including mirrors)	2331 (91.8")	2331 (91.8")
F. Height (with options)	1960 (77.2")	1973 (77.7")
G. Ground clearance (minimum running)	220 (8.7")	220 (8.7")
H. Liftover height	883 (34.8")	896 (35.3")
I. Ramp breakover angle	18.4°/18.3°	17.6°/18.7°
J. Angle of departure	21.4°/21.5°	20.1°/20.9°
K. Angle of approach	22.8°/22.6°	23.1°/24.1°

INTERIOR

	EXPEDITION	EXPEDITION MAX
1st Row		
Head room	1005 (39.6")	1003 (39.5")
Shoulder room	1605 (63.2")	1605 (63.2")
Hip room	1529 (60.2")	1529 (60.2")
Leg room	1043 (41.1")	1043 (41.1")
2nd Row		
Head room	1010 (39.8")	1008 (39.7")
Shoulder room	1617 (63.7")	1617 (63.7")
Hip room	1521 (59.9")	1521 (59.9")
Leg room	993 (39.1")	993 (39.1")
3rd Row		
Head room	972 (38.3")	965 (38.0")
Shoulder room	1318 (51.9")	1704 (67.1")
Hip room	1275 (50.2")	1315 (51.8")
Leg room	957 (37.7")	957 (37.7")

Cargo Volume litres (cu. ft.)	EXPEDITION	EXPEDITION MAX
Maximum cargo volume	3066 (108.3)	3703 (130.8)
Behind 2nd row	1557 (55.0)	2421 (85.5)
Behind 3rd row	527 (18.6)	1206 (42.6)

Cargo and load capacity limited by weight and weight distribution.

SPECS

EXPEDITION & EXPEDITION MAX STANDARD FEATURES

MECHANICAL

5.4L 3-valve Triton® V8 engine
6-speed automatic transmission with overdrive
4-wheel coil-over-shock double wishbone front suspension; multilink rear suspension
4-wheel power disc brakes with Anti-lock Brake System (ABS), Brake Assist and Electronic Brakeforce Distribution (EBD)
AdvanceTrac® with RSC® (Roll Stability Control)
Battery saver
Body-on-frame construction
Control Trac® 4-wheel-drive system
Engine block heater
Fuel tank – 106-litre (28-gallon) capacity [126-litre (33.5-gallon) on Expedition MAX]
Non-limited-slip rear axle – 3.73 ratio
Spare tire – Full-size
Stabilizer bars – Front and rear
Variable-assist, power rack-and-pinion steering

SAFETY/SECURITY

Personal Safety System* for driver and front passenger – Includes dual-stage front airbags,* safety belt pretensioners, safety belt energy-management retractors, safety belt usage sensors, driver's-seat position sensor, crash severity sensor and restraint control module
Adaptive stroking steering column
Autolock – Doors lock automatically when driving
Belt-Minder® safety belt reminder
Child-safety rear door locks
LATCH – Lower anchors and tether anchors for child-safety seats on rear-outboard seats
Safety & Security Package – Includes Safety Canopy™ System and front-seat side airbags
Safety belts – 3-point for all outboard positions and 2nd- and 3rd-row centre positions
SecuriLock® passive anti-theft system
Side-intrusion door beams
Tire Pressure Monitoring System

SEATING

1st-row 40/60 split high-back seats, captain's chairs or low-back buckets – Model specific
2nd-row 40/20/40 split bench with CenterSlide™ seat (slide-forward feature for centre section) – Reclines and folds flat to floor; E-Z entry on both sides to 3rd row
3rd-row 60/40 split bench – Folds flat onto floor

INTERIOR

Accessory delay for power features
Air conditioning – Manual with auxiliary rear climate controls
AM/FM premium stereo with single-CD player with MP3 capability (160 watts)
Auxiliary audio input jack
SIRIUS Satellite Radio**
Assist handles – 1st row (2) and 2nd row (2)
Automatic headlamps
Cargo organizer (Expedition MAX only)
Cruise control – Steering wheel-mounted
Cupholders – 9
Door-trim panels with map pockets and cupholders
Floor console – Storage bin, coin holder, rear audio controls, 2 headphone jacks, 4 cupholders, power point, auxiliary audio and climate controls, and pen holder
Floor mats – Carpeted 1st and 2nd rows
Head restraints – All outboard positions and centre of 2nd row (if equipped with standard 40/20/40 split bench)
Height-adjustable shoulder belts – 1st- and 2nd-row outboard positions
Instrumentation – Analog with voltmeter, speedometer/odometer, tachometer, and oil pressure, water temperature and fuel gauges
Lights – Glove compartment, front-door approach, front dome/map and rear cargo area; illuminated entry and theatre lighting
Overhead console – With map lights, dual sunglasses holder and conversation mirror (plus power rear quarter-window switches, if equipped)
Power door locks with child-safety rear door locks
Power driver's seat – 6-way
Power points – 1st row (1), 2nd row (1), and rear cargo area (1)
Power windows – With one-touch-down driver's-side feature
Rear floor air ducts
Sun visors – Dual-blade with illuminated vanity mirrors
Tilt steering column

*Always wear your safety belt and secure children in the rear seat. **See your Ford of Canada Dealer or contact SIRIUS at 1-888-539-7474 for more information.
SIRIUS and related marks are trademarks of SIRIUS Satellite Radio Inc.

EXTERIOR

Antenna – Concealed in rear quarter glass
Door and liftgate handles – Chrome
Fog lamps
Headlamps – Complex-reflector system with integral park/turn-signal indicators (blackout treatment on Limited)
Heavy-Duty Trailer Tow Package – Includes Class IV hitch receiver, 4-pin and 7-pin connectors, heavy-duty auxiliary transmission oil cooler, heavy-duty radiator and electronic brake wiring kit
Liftgate with flip-up glass
Lower bodyside mouldings – Black moulded-in-colour on XLT; Pueblo Gold-painted on Eddie Bauer; body-colour-painted on Limited
Mirrors – Power sideview with security approach lamps and fold-away design (includes heat, turn signals and memory on Eddie Bauer and Limited; power-folding on Limited)
Privacy glass (rear doors, quarter windows and rear window)
Rear-window defroster
Remote keyless-entry system – 2 key fobs
Roof side rails – Raised, with crossbars
Taillamps – Complex reflectors with two-tone colour lenses and built-in backup lighting
Tow hooks – Front
Wheels – 17"
Windshield wipers – Front: speed-sensitive, 2-speed variable-intermittent; Rear: intermittent with washer

EXPEDITION & EXPEDITION MAX FEATURES & OPTIONS

	XLT	EDDIE BAUER	EXPEDITION MAX EDDIE BAUER	LIMITED	EXPEDITION MAX LIMITED
MECHANICAL					
●	—	—	—	—	—
○	●	●	—	—	—
—	—	—	●	●	—
—	○	○	○	○	○
●	—	—	—	—	—
○	●	●	●	●	●
—	○	○	○	○	○
○	—	—	—	—	—
○	○	○	○	○	○
SEATING					
●	—	—	—	—	—
○	●	●	—	—	—
—	—	—	●	●	—
○	○	○	○	○	○
—	●	●	●	●	●
○	●	●	●	●	●
INTERIOR					
●	—	—	—	—	—
—	●	●	●	●	●
●	—	—	—	—	—
○	—	—	—	—	—
—	●	●	●	●	●
○	●	●	●	●	●
—	—	—	—	—	—
○	○	○	○	○	○
○	○	○	○	○	○
○	○	○	○	○	○

	XLT	EDDIE BAUER	EXPEDITION MAX EDDIE BAUER	LIMITED	EXPEDITION MAX LIMITED
INTERIOR (continued)					
—	●	●	—	—	—
—	●	●	—	—	—
—	—	—	●	●	—
○	●	●	●	●	●
●	—	—	—	—	—
EXTERIOR					
●	—	—	—	—	—
—	●	●	—	—	—
—	—	—	●	●	—
—	●	●	●	●	—
—	—	—	—	—	—
—	●	●	●	●	●
—	○	○	●	●	—
●	●	●	—	—	—
—	—	—	●	●	—
●	●	●	●	●	●
—	●	●	●	●	●

● Standard ● Select Availability ○ Optional — Not Available
*Requires air suspension on XLT.
**Requires AM/FM premium stereo with 6-disc in-dash CD changer.
Audiophile is a registered trademark of Audiophile, Inc.

ENGINES

	HORSEPOWER	TORQUE	TOWING CAPACITY
	hp @ rpm	lb.-ft. @ rpm	kg (lbs.)
EXPEDITION			
5.4L 3-Valve Triton V8	300 @ 5000	365 @ 3750	4082 (9000)
EXPEDITION MAX			
5.4L 3-Valve Triton V8	300 @ 5000	365 @ 3750	3969 (8750)

NOTE: Maximum towing capability when properly equipped. Maximum capability will vary based on passenger and cargo loads, and optional equipment installed on the vehicles. See your Ford of Canada Dealer for more information.

EXTERIOR COLOURS



INTERIOR COLOURS



STONE	
CAMEL	
CHARCOAL BLACK	
XLT	
EDDIE BAUER	
LIMITED	
● ● ●	Oxford White
● ● ●	Pueblo Gold Metallic
● ● ●	Redfire Metallic
● ● ●	Dark Blue Pearl Metallic*
● ● ●	Silver Birch Metallic
● ● ●	Alloy Metallic*
● ● ●	Black
● ● ●	Oxford White
● ● ●	Redfire Metallic
● ● ●	Dark Blue Pearl Metallic*
● ● ●	Silver Birch Metallic
● ● ●	Alloy Metallic*
● ● ●	Black
● ● ●	Dark Copper Metallic*
● ● ●	Pueblo Gold Metallic
● ● ●	Alloy Metallic*
● ● ●	Black
● ● ●	White Chocolate Tri-Coat Metallic*
● ● ●	Dark Copper Metallic*

*New for 2007.

WHEELS



17" Aluminum
Standard on XLT



18" Machined-Aluminum
Standard on Eddie Bauer
and MAX Eddie Bauer



18" Chrome-Clad Aluminum
Standard on Limited and
MAX Limited



20" Chrome-Clad Aluminum
Optional on Eddie Bauer,
MAX Eddie Bauer, Limited
and MAX Limited

THE NEW 2007 FORD EXPEDITION & ALL-NEW EXPEDITION MAX

- Up to 3703 litres (130.8 cu. ft.) of cargo space available in Expedition MAX
- 5.4L Triton® V8 engine maximum towing capacity increased to 4082 kg (9000 lbs.)
- New 6-speed automatic transmission
- Extensive list of safety standards
- Control Trac® 4-wheel drive standard
- Available new power liftgate



For more information on
Ford of Canada and Ford products,
please visit our website:



Our commitment to you... Peace-of-Mind Protection

- Basic Coverage: 3 years/60,000 km
- Corrosion Warranty: 5 years/unlimited distance
- Powertrain Warranty: 5 years/100,000 km
- Roadside Assistance: 5 years/100,000 km**

Certain conditions apply. Go to ford.ca or ask your local Ford of Canada Dealer for more information on these warranties and coverages. **No additional cost.

For prompt, courteous answers
to your questions:

Ford Customer Relationship Centre
1-800-565-3673
Ford Credit Customer Service Centre
1-877-636-7346

Competitive comparisons are based on 2006 competitive models, publicly available information and Ford data at the time of printing. Some features discussed may be optional. Vehicles shown may contain optional equipment. Features shown may be offered only in combination with other options or subject to additional ordering requirements or limitations. Dimensions shown may vary due to optional features and/or production variability. Following publication of this catalogue, certain changes in standard equipment, options and the like, or product delays may have occurred which would not be included in these pages. Your Ford of Canada Dealer is your best source for up-to-date information. Ford Motor Company of Canada, Limited, reserves the right to change product specifications at any time without incurring obligations. Colours may not be exactly as illustrated due to restrictions of the printing process. Please see your sales consultant for specific colour and model availability.



ESCAPE and
ESCAPE HYBRID



FREESTYLE



THE ALL-NEW EDGE




EXPLORER



THE NEW EXPEDITION

For more information on
Ford of Canada products and services,
please visit our website:



Built for life in Canada

