



TOYOTA

2025 Toyota Crown Signia

2025 TOYOTA CROWN SIGNIA

A new class of comfort.

Our latest addition to the Toyota Crown nameplate, 2025 Toyota Crown Signia sets the tone with a refined and relaxed vibe, so you can embrace life's adventures in total comfort. An elegant exterior highlights graceful lines, while hybrid efficiency and All-Wheel Drive add versatility to an already exceptional ride. Step into the sanctuary of Toyota Crown Signia's sophisticated interior that's equipped with the latest tech to take your leisure time to all-new heights.



Limited interior shown in Black leather trim with available Advanced Tech Package.



Limited shown in Bronze Age (extra-cost color) with available Advanced Tech Package.



SiriusXM



EXTERIOR

Effortless elegance.

A harmonious blend of style and substance.

Toyota Crown Signia radiates a unique and alluring aesthetic that redefines what it means to drive in premium comfort. Whether winding through city streets or embracing the serenity of nature, Toyota Crown Signia brings calm sophistication to every journey.

Sophisticated front end

Toyota Crown Signia's hammerhead front-end leads with bold definition and a commanding presence. From an eye-catching grille to distinctive LED Daytime Running Lights (DRL) and headlights, Crown Signia boasts modern style from head to toe.

Alloy wheels

Make a statement on the road with 19-in. alloy wheels on XLE or 21-in. alloy wheels on Limited. Along with their striking appearance comes excellent driving dynamics and handling performance, to take your travels to the next level.

Hands-free power liftgate with kick sensor

Access Toyota Crown Signia's rear cargo area without lifting a finger. With the Smart Key in your pocket or purse, perform a kicking motion under the rear bumper to easily activate the liftgate⁴⁰ to open, making loading and unloading a breeze.

Elevated design

An unmistakably stylish silhouette. Toyota Crown Signia seamlessly integrates sleek curves with generous interior space, creating a premium experience both inside and out.





Limited interior shown in Saddle Tan leather trim with available Advanced Tech Package.

Impressive cargo space

Versatile second-row seats fold down all the way, delivering up to 68.8 cu. ft. of cargo space¹ with an extension board that makes packing the things you love that much easier.

Fixed panoramic roof

Savor the sunlight or bask under the stars. Inviting more natural light into the cabin, Toyota Crown Signia's available fixed panoramic roof creates a premium experience by amplifying a sense of spaciousness that elevates every drive.

Heated and ventilated front seats

Comfort for every season. Toyota Crown Signia's heated front seats create a warm, inviting atmosphere during cooler nights, while ventilated front seats offer a refreshing retreat from hot summer days.

Heated steering wheel


A warm welcome. With the press of a button, Toyota Crown Signia's heated steering wheel offers warmth on demand, making chilly steering a thing of the past.

INTERIOR


Discover the serenity within.

An inviting ambiance is everything. From the moment you step inside, Toyota Crown Signia puts your comfort at the forefront, with a variety of climate controls, comfortable seating and lots of space to relax.

See numbered footnotes in Disclosures section.




Limited interior shown in Black leather trim with available Advanced Tech Package.



Limited interior shown in Saddle Tan leather trim with available Advanced Tech Package.





PERFORMANCE

Refinement at every turn.

Toyota Crown Signia's hybrid engine offers smooth and responsive acceleration without any discernible lag, creating a dynamic and engaging driving experience. A variety of drive modes and an All-Wheel Drive (AWD) system open up a range of new possibilities.



Driving confidence

Designed to give you peace of mind for days that are less than perfect, Toyota Crown Signia's All-Wheel Drive (AWD) sends up to 80% of power to the rear wheels for more traction, or automatically operates in FWD mode to help optimize fuel efficiency.

Traditional hybrid power and efficiency


Strike the perfect balance. Equipped with a highly efficient hybrid system, Toyota Crown Signia's EPA-estimated fuel economy rating of 38 mpg combined² means you can explore at your leisure. And with up to a 2,700-lb. towing capacity,³ you'll be able to take more of life with you.

Integrated drive modes

Instantly tailor your drive by selecting one of three distinct available drive modes. Sport Mode indulges your spirited side, while Eco Mode helps maximize your efficiency, and Normal Mode blends fuel economy with performance.



Limited shown in Storm Cloud with Advanced Tech Package. Simulation shown.



Traffic Jam Assist

Feel more comfort in the middle of low-speed traffic. On controlled-access highways, available Traffic Jam Assist (TJA)⁴ helps keep a smooth, steady ride by using a front-mounted radar unit, cameras and sensors designed to detect vehicles ahead and automatically adjust to their speeds. Drive Connect⁵ subscription required. 4G network required.

TECHNOLOGY

Tech that feels like second nature.

Toyota Crown Signia is equipped with a number of high-tech capabilities that help transform drives into effortless adventures. Designed to enhance your driving pleasure, these advanced features cater to your needs on the road in thoughtful and intuitive ways.

12.3-in. digital gauge cluster

Easy to see, easy to use. Toyota Crown Signia's 12.3-in. digital gauge cluster with selectable gauges puts important vehicle information front and center, so you can stay focused on the road. Personalize the customizable display to align with your preferences, for an even more intuitive driving experience.

Panoramic View Monitor

When you're parallel-parking downtown or backing out of a spot in a busy garage, Toyota Crown Signia's available Panoramic View Monitor (PVM)⁶ uses cameras on the front, sides and rear to display a panoramic overhead view of what's going on around you.

Digital rearview mirror with HomeLink[®]

Toyota Crown Signia's available digital rearview mirror casts a clearer, wider and obstruction-free view of what's behind you. Integrated HomeLink^{®7} universal transceiver buttons provide you easy access to your garage door and more.

SAFETY & CONVENIENCE

Confidence in every mile.

Take advantage of smarter and convenient technologies that help you elevate your awareness on the road. With these sophisticated safety features, Toyota Crown Signia helps give you peace of mind, wherever your journey leads you.



Limited shown in Storm Cloud with available Advanced Tech Package.



Blind Spot Monitor with Rear Cross-Traffic Alert, and Safe Exit Alert

Standard Blind Spot Monitor (BSM)⁸ with Rear Cross-Traffic Alert (RCTA)⁹ is designed to help look out for you. Blind Spot Monitor warns you when a vehicle in the next lane enters Toyota Crown Signia's blind spot on either side of the vehicle. Safe Exit Alert (SEA)¹⁰ uses BSM sensors to detect approaching vehicles.



Front Cross-Traffic Alert

Discover a new level of driving awareness. Available Front Cross-Traffic Alert (FCTA)¹¹ is designed to alert you to vehicles approaching from the sides when you're about to start driving. A warning and buzzer are indicated on the digital gauge cluster to help you stay mindful of your surroundings.



Front and Rear Parking Assist with Automatic Braking

When the system detects there is a possibility of contact with an object or vehicle, Toyota Crown Signia's available Front and Rear Parking Assist with Automatic Braking (PA w/AB)¹² is designed to send audible and visual warnings, and in certain conditions, may automatically apply the brakes.

See numbered footnotes in Disclosures section.



TOYOTA SAFETY SENSE™ (TSS)

Peace of mind comes standard.

Toyota Safety Sense™ (TSS)¹³ is a suite of safety and driver-assistance technologies designed to support driver awareness, decision-making and vehicle operation. These features are available on many new Toyota vehicles at no additional cost.



Pre-Collision System with Pedestrian Detection¹⁴



Full-Speed Range Dynamic Radar Cruise Control¹⁵



Lane Departure Alert with Steering Assist¹⁶



Lane Tracing Assist¹⁷



Road Sign Assist¹⁸



Automatic High Beams¹⁹



Proactive Driving Assist²⁰

Amplify your drive.

Immerse yourself in the high-quality features of Toyota Crown Signia's integrated wireless audio multimedia system. A tranquil interior helps prevent road and exterior noises from interrupting your drive while enveloping you in a personalized soundscape.



JBL® Premium Audio

Enjoy the soundtrack of every drive. Toyota Crown Signia's available 800-watt JBL®²¹ Premium Audio system utilizes 11 speakers with a subwoofer to produce phenomenal sound, for an immersive experience.



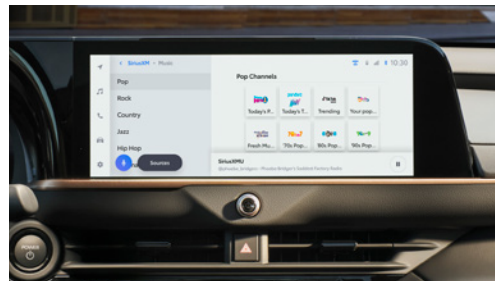
Wireless Apple CarPlay®

Apple CarPlay®²² is a smarter, safer way to use your iPhone®²² while driving. Just sit inside Toyota Crown Signia, and your compatible iPhone®²³ wirelessly brings your favorite apps, maps and music onto Toyota Crown Signia's multimedia display. You can get directions, make calls, send and receive messages, and listen to music, all while staying focused on the road.



Wireless Android Auto™

Stay connected on the road. By pairing your compatible Android™²⁴ phone with the audio multimedia system, wireless Android Auto™²⁵ lets you get real-time traffic alerts, make and receive phone calls, listen to your favorite soundtrack and more.



SiriusXM® 3-Month Trial

With the SiriusXM®²⁶ 3-month trial subscription, you get 425+ channels, including 165+ channels in your vehicle to listen to ad-free music, plus sports, news, comedy and more. Innovative features in Toyota Crown Signia make it even easier to search, discover, and listen than ever before, through personalized channel recommendations curated just "For You" including Live Sports and so much more.

Screen depictions accurate at time of posting.
See numbered footnotes in Disclosures section.

Technology that keeps up with you.

Take advantage of smarter and convenient technologies designed to simplify your everyday life.

Trial periods available on both models for the listed services (Digital Key²⁹ trial unavailable on XLE).^{27,*} 4G network dependent.



Remote Connect

Manage your vehicle, including Remote Start and much more²⁸

- ✓ Digital Key²⁹ Capability (if equipped)
- ✓ Unlock/Lock
- ✓ Remote Notifications
- ✓ Guest Driver
- ✓ Smartwatch Compatibility



Wi-Fi Connect

Turn your Toyota into a hotspot with 4G connectivity³⁰

- ✓ AT&T Hotspot
- ✓ Integrated Streaming for Apple Music³¹ subscription (separate subscription required)
- ✓ Integrated Streaming for Amazon Music³² subscription (separate subscription required)

*To view included trial details, please visit toyota.com/connected-services.



Safety Connect[®]

Round-the-clock help when the unexpected happens³³

- ✓ Emergency Assistance Button (SOS)
- ✓ Enhanced Roadside Assistance³⁴
- ✓ Automatic Collision Notification
- ✓ Stolen Vehicle Locator³⁵



Drive Connect

Enhanced features to get you where you need to be⁵

- ✓ Destination Assist³⁶
- ✓ Intelligent Assistant³⁷
- ✓ Cloud Navigation³⁸



Service Connect

Being proactive to help keep your vehicle in peak condition³⁹

- ✓ Vehicle Health Report
- ✓ Vehicle Maintenance Alert
- ✓ Maintenance Reminder



BEYOND ZERO

Beyond Zero is Toyota's vision to reach carbon neutrality with our products, services and operations, and go beyond, as we find new ways to create a better world. We currently offer more low and zero emission vehicles combined than any other automaker, to give customers numerous choices to reduce their carbon footprint.

Hybrid EV

Hybrid Electric Vehicles start, refuel and handle like the gas-only Toyotas you already know and love — just with better mpg.

Plug-in Hybrid EV

Plug-in Hybrid Electric Vehicles run just like hybrids, using a combination of fuel and battery-powered electric motor(s), but thanks to their larger battery pack, they can run farther on electric power alone.

Battery EV

These pure Electric Vehicles replace gasoline and combustion engines with battery-powered electric motors, providing smooth and almost instantaneous torque.

Fuel Cell EV

Fuel Cell Electric Vehicles combine stored hydrogen with oxygen from the outside air to generate their own electric charge to power the motor.



TOYOTA CROWN SIGNIA MODELS



XLE

Includes these key features

Mechanical/Performance

- ✓ Hybrid engine: 2.5L 4-Cylinder with 240 net combined hp
- ✓ Electronically controlled Continuously Variable Transmission (ECVT)
- ✓ All-Wheel Drive (AWD)
- ✓ Eco, Normal and Sport drive modes
- ✓ 39 city/37 highway/38 combined mpg²

Exterior Features

- ✓ LED projector low- and high-beam headlights
- ✓ LED Daytime Running Lights (DRL) accent lighting
- ✓ 19-in. multi-spoke machine-finished two-tone alloy wheels
- ✓ Height-adjustable hands-free power liftgate with jam protection⁴⁰

Interior Features

- ✓ Leather-trimmed seats
 - 8-way power-adjustable driver's seat with lumbar support and memory function
 - 8-way power-adjustable front passenger seat
- ✓ Heated and ventilated front seats
- ✓ Dual zone automatic climate control system with dust and pollen filter, and rear-seat vents
- ✓ Heated leather-trimmed tilt/telescopic steering wheel
- ✓ Heated rear outboard seats
- ✓ 60/40 split fold-flat rear seats with extension board
- ✓ 12.3-in. digital gauge cluster with selectable gauges
- ✓ Smart Key System on all doors and liftgate with Push Button Start
- ✓ Qi-compatible vertical wireless smartphone charging⁴¹

Audio Multimedia

- ✓ 12.3-in. Toyota Audio Multimedia
 - 12.3-in. touchscreen
 - Wireless Apple CarPlay²² compatibility
 - Wireless Android Auto²⁵ compatibility
 - SiriusXM²⁶ 3-month trial subscription
 - Six speakers

Connected Services²⁷ Trials

4G Network Dependent

- ✓ Wi-Fi Connect³⁰
- ✓ Service Connect with up to 10-year trial³⁹
- ✓ Remote Connect with 1-year trial²⁸
- ✓ Safety Connect[®] with up to 10-year trial³³
- ✓ Drive Connect with 1-year trial⁵

Safety Features

- ✓ Toyota Safety Sense[™] 3.0 (TSS 3.0)¹³
- ✓ Star Safety System[™]
- ✓ Eight airbags⁴²
- ✓ Blind Spot Monitor (BSM)⁸ with Rear Cross-Traffic Alert (RCTA)⁹
- ✓ Safe Exit Alert (SEA)¹⁰



Limited

Adds to or replaces features offered on XLE

Mechanical/Performance

- ✓ Hybrid engine: 2.5L 4-Cylinder with 240 net combined hp
- ✓ Electronically controlled Continuously Variable Transmission (ECVT)
- ✓ All-Wheel Drive (AWD)
- ✓ Eco, Normal and Sport drive modes
- ✓ 39 city/37 highway/38 combined mpg²

Exterior Features

- ✓ LED projector low- and high-beam headlights
- ✓ LED Daytime Running Lights (DRL) accent lighting
- ✓ Rain-sensing variable intermittent windshield wipers
- ✓ 21-in. 7-twin-spoke dark gray metallic alloy wheels
- ✓ Panoramic fixed-glass roof with power sunshade

Interior Features

- ✓ Leather-trimmed seats
 - 8-way power-adjustable driver's seat with lumbar support and memory function
 - 8-way power-adjustable front passenger seat
- ✓ Heated and ventilated front seats
- ✓ Dual zone automatic climate control system with dust and pollen filter, and rear-seat vents
- ✓ Heated leather-trimmed tilt/telescopic steering wheel
- ✓ Heated rear outboard seats
- ✓ 60/40 split fold-flat rear seats with extension board
- ✓ 12.3-in. digital gauge cluster with selectable gauges
- ✓ Smart Key System on all doors and liftgate with Push Button Start
- ✓ Digital rearview mirror with HomeLink^{®7} universal transceiver
- ✓ Digital Key²⁹ capability (Remote Connect trial or subscription required.²⁸)

Audio Multimedia

- ✓ 12.3-in. Toyota Audio Multimedia
 - 12.3-in. touchscreen
 - Wireless Apple CarPlay²² compatibility
 - Wireless Android Auto²⁵ compatibility
 - SiriusXM²⁶ 3-month trial subscription
- ✓ 11-speaker JBL^{®21} Premium Audio including subwoofer and amplifier

Connected Services²⁷ Trials

4G Network Dependent

- ✓ Wi-Fi Connect³⁰
- ✓ Service Connect with up to 10-year trial³⁹
- ✓ Remote Connect with 1-year trial²⁸
- ✓ Safety Connect[®] with up to 10-year trial³³
- ✓ Drive Connect with 1-year trial⁵

Safety Features

- ✓ Toyota Safety Sense[™] 3.0 (TSS 3.0)¹³
- ✓ Star Safety System[™]
- ✓ Eight airbags⁴²
- ✓ Blind Spot Monitor (BSM)⁸ with Rear Cross-Traffic Alert (RCTA)⁹
- ✓ Safe Exit Alert (SEA)¹⁰

Packages

- ✓ Advanced Tech Package
 - Panoramic View Monitor (PVM)⁶ with 360-degree Overhead View in low-speed drive and reverse, and Curb View
 - Lane Change Assist (LCA)⁴³
 - Traffic Jam Assist (TJA)⁴ (requires Drive Connect subscription⁵)
 - Front Cross-Traffic Alert (FCTA)¹¹
 - Outside mirrors with puddle lights and reverse tilt-down feature
 - Front and Rear Parking Assist with Automatic Braking (PA w/AB)¹²

TOYOTA CROWN SIGNIA COLORS & TRIMS




Oxygen White⁴⁴



Storm Cloud

XLE and Limited leather trim shown in Black





Finish Line Red⁴⁴



Black

XLE and Limited leather trim shown in Saddle Tan



Bronze Age⁴⁴

TOYOTA CROWN SIGNIA WHEELS



XLE 19-in. multi-spoke machined-finish two-tone alloy wheels



Limited 21-in. 7-twin-spoke dark gray metallic alloy wheels

TOYOTA CROWN SIGNIA ACCESSORIES

This is a great way to add extra personality to your Toyota Crown Signia. For a complete list of accessories available in your area, go to toyota.com/toyotacrownsignia/accessories.



Illuminated doorsills



Removable cross bars



Tow hitch³



Dashcam⁶¹



All-weather floor liners⁴⁵



All-weather cargo mat



Activity mount



Mudguards



Door edge film

WARRANTIES

Every Toyota Car, Truck and SUV is built to exceptional standards. And that's not idle boasting. We back it up with these Limited Warranty Coverages:

Basic: 36 months/36,000 miles (all components other than normal wear and maintenance items).

Hybrid-Related Component Coverage: Hybrid-related components, including the battery control module, hybrid control module and inverter with converter, are covered for 8 years/100,000 miles. Refer to applicable *Warranty and Maintenance Guide* for details.

Hybrid Battery: HV battery is covered for 10 years or 150,000 miles, whichever comes first. Warranty coverage is subject to terms and conditions. Refer to applicable *Warranty and Maintenance Guide* for details.

Powertrain: 60 months/60,000 miles (engine, transmission/transaxle, drive system, seatbelts and airbags).

Rust-Through: 60 months/unlimited miles (corrosion perforation of sheet metal).

Emissions: Coverages vary under Federal and California regulations. Refer to applicable *Warranty and Maintenance Guide* for details.

Accessories: For Genuine Toyota Accessories purchased at the time of the new vehicle purchase, the Toyota Accessory Warranty coverage is in effect for 36 months/36,000 miles from the vehicle's in-service date, which is the same coverage as the Toyota New Vehicle Limited Warranty.

For Genuine Toyota Accessories purchased after the new vehicle purchase the coverage is 12 months, regardless of mileage, from the date the accessory was installed on the vehicle, or the remainder of any applicable new vehicle warranty, whichever provides greater coverage.

You may be eligible for transportation assistance if it's necessary that your vehicle be kept overnight for repairs covered under warranty. Please see your authorized Toyota dealership for further details.

For complete details about Toyota's warranties, please visit www.toyota.com, refer to the applicable *Warranty and Maintenance Guide* or see your Toyota dealer.

TOYOTA CROWN SIGNIA FEATURES⁴⁶

S = Standard

Exterior

	XLE	Limited
21-in. 7-twin-spoke dark gray metallic alloy wheels		S
19-in. multi-spoke machine-finished two-tone alloy wheels	S	
LED projector low-and high-beam headlights, Automatic High Beams (AHB) ¹⁹ and auto on/off	S	S
LED Daytime Running Lights (DRL)	S	S
LED taillights and stop lights	S	S
Heated power outside mirrors with turn signal and blind spot warning indicators, ⁸ and power-folding feature	S	S
Heated power outside mirrors with turn signal and blind spot warning indicators, ⁸ puddle lights and power-folding with reverse tilt-down feature		P
Color-keyed outside door handles with touch-sensor lock/unlock feature	S	S
Panoramic fixed-glass roof with power sunshade		S
Low-profile roof rails	S	S
Height-adjustable hands-free power liftgate with jam protection ⁴⁰	S	S
Acoustic noise-reducing windshield and driver and front passenger side windows	S	S
High Solar Energy-Absorbing (HSEA) glass	S	S
Washer-linked variable intermittent windshield wiper	S	
Rain-sensing variable intermittent windshield wipers		S

Interior

Dual zone automatic climate control system with dust and pollen filter, and rear-seat vents	S	S
Qi-compatible vertical wireless charging ⁴¹ with full-charge indicator light	S	S
12.3-in. digital gauge cluster with selectable gauges	S	S
Leather-trimmed front seats with seatback pockets; 8-way power-adjustable driver's seat with memory function and lumbar support; 8-way power-adjustable front passenger seat	S	S
Heated and ventilated front seats	S	S
Heated rear seats	S	S
60/40 split fold-flat rear seats with extension board and adjustable headrest and center armrest with cup holders	S	S
Heated leather-trimmed tilt/telescopic steering wheel with audio, infotainment and driver-assist controls	S	S
Leather-trimmed shift knob	S	S
Full-Speed Range Dynamic Radar Cruise Control (DRCC) ¹⁵	S	S
Smart Key System on all doors and power liftgate with Push Button Start, remote keyless entry system with lock, unlock and panic functions, and remote illuminated entry	S	S
Digital Key ²⁹ capability — Digital Key enables smartphone to be used instead of a physical key (Remote Connect subscription required. ²⁸)		S
Power windows with auto up/down and jam protection	S	S
Auto-dimming rearview mirror with HomeLink ⁸⁷ universal transceiver	S	
Digital rearview mirror with HomeLink ⁸⁷ universal transceiver		S
Overhead console with maplights and Safety Connect ⁸³³ button	S	S
Two front and two rear cup holders; two front-door and one rear bottle holders	S	S
LED front and rear reading lights and cargo area light	S	S
Dual extendable sun visors and illuminated vanity mirrors	S	S
Covered center console, armrest and storage	S	S
Five USB-C charge ports ⁴⁷ — two front/two rear/one in console	S	S
One 12V/120W auxiliary power outlet in front console ⁴⁸	S	S
Rear liftgate window defogger	S	S
Cargo area tonneau cover	S	S
Electric Parking Brake (EPB) ⁵⁰	S	S
Brake Hold ⁵¹ function	S	S

Audio Multimedia

12.3-in. Toyota Audio Multimedia, six speakers, with wireless Apple CarPlay ⁸²² & Android Auto ^{TM25} compatibility, SiriusXM ⁸²⁶ 3-month trial subscription. See toyota.com/connected-services for details.	S	
12.3-in. Toyota Audio Multimedia with wireless Apple CarPlay ⁸²² & Android Auto ^{TM25} compatibility, SiriusXM ⁸²⁶ 3-month trial subscription. See toyota.com/connected-services for details.		S
11-speaker JBL ⁸²¹ Premium Audio including subwoofer and amplifier		S

TOYOTA CROWN SIGNIA FEATURES^{4,6}

S = Standard

Connected Services²⁷ Trials

	XLE	Limited
Wi-Fi Connect ³⁰ — includes AT&T Wi-Fi hotspot and Integrated Streaming (Apple Music ^{®31} and Amazon Music ^{®32}) compatibility. Subscription required after 30 days or up to 3-GB trial included. 4G network dependent.	S	S
Service Connect ³⁹ — receive personalized maintenance updates and vehicle health reports. Subscription required. 4G network dependent. Up to 10-year trial included.	S	S
Remote Connect ²⁸ — remotely interact with your vehicle through the Toyota app ⁵² via your smartwatch. Depending on grade, allows you to lock/unlock doors, start and stop the vehicle, locate your last parked location, check vehicle status and monitor guest drivers. Subscription required after trial. 4G network dependent. 1-year trial included.	S	S
Safety Connect ^{®33} — includes Emergency Assistance, Enhanced Roadside Assistance, ³⁴ Automatic Collision Notification and Stolen Vehicle Locator. ³⁵ Subscription required. 4G network dependent. Up to 10-year trial included.	S	S
Drive Connect ⁵ with 1-year trial suscription — includes Cloud Navigation ³⁸ with Google Points of Interest (POI) data, Intelligent Assistant ³⁷ with Hey, Toyota, and Destination Assist. ³⁶ Subscription required after trial. 4G network dependent.	S	S

Safety/Convenience

Toyota Safety Sense™ 3.0 (TSS 3.0) ¹³ — Pre-Collision System w/Pedestrian Detection (PCS w/PD), ¹⁴ Full-Speed Range Dynamic Radar Cruise Control (DRCC), ¹⁵ Lane Departure Alert w/Steering Assist (LDA w/SA), ¹⁶ Lane Tracing Assist (LTA), ¹⁷ Automatic High Beams (AHB), ¹⁹ Road Sign Assist (RSA) ¹⁸ and Proactive Driving Assist (PDA) ²⁰	S	S
STAR SAFETY SYSTEM ™ Star Safety System™ — includes Vehicle Stability Control (VSC), ⁵³ Traction Control (TRAC), Anti-lock Brake System (ABS), Electronic Brake-force Distribution (EBD), Brake Assist (BA) and Smart Stop Technology® (SST) ⁵⁴	S	S
Eight airbags ⁴² — includes driver and front passenger Advanced Airbag System, driver and front passenger seat-mounted side airbags, driver and front passenger knee airbags, and front and rear curtain shield airbags	S	S
3-point seatbelts for all seating positions; driver's-side Emergency Locking Retractor (ELR) and Automatic/Emergency Locking Retractor (ALR/ELR) on all passenger seatbelts	S	S
Driver and front passenger Whiplash-Injury-Lessening (WIL) seats	S	S
Energy-absorbing collapsible steering column	S	S
LATCH (Lower Anchors and Tethers for Children) includes lower anchors on outboard rear seats and tether anchors on all rear seats	S	S
Rear-Seat Reminder ²⁵	S	S
Backup camera with dynamic gridlines ⁵⁶	S	S
Front Cross-Traffic Alert (FCTA) ¹¹		P
Lane Change Assist (LCA) ⁴³		P
Traffic Jam Assist (TJA) ⁴ (requires Drive Connect subscription ⁵)		P
Panoramic View Monitor (PVM) ⁶ with 360-degree Overhead View in low-speed drive and reverse, and Curb View		P
Side-impact door beams	S	S
Front and rear energy-absorbing crumple zones	S	S
Collision sensors: deactivate high-voltage battery	S	S
Tire Pressure Monitor System (TPMS) ³⁷ with direct pressure readout and individual tire location alert	S	S
Safe Exit Alert (SEA) ¹⁰	S	S
Blind Spot Monitor (BSM) ⁸ with Rear Cross-Traffic Alert (RCTA) ⁹	S	S
Vehicle Proximity Notification System (VPNS) ⁵⁸	S	S
Hill Start Assist Control (HAC) ⁵⁹	S	S
Anti-theft system with alarm and engine immobilizer ⁶⁰	S	S

Packages

Advanced Tech Package — includes Panoramic View Monitor (PVM), ⁶ Lane Change Assist (LCA), ⁴³ Traffic Jam Assist (TJA) ⁴ (requires Drive Connect subscription ⁵), Front Cross-Traffic Alert (FCTA), ¹¹ Front and Rear Parking Assist with Automatic Braking (PA w/AB), ¹² outer mirrors with puddle lights and reverse tilt-down feature		P
---	--	---

TOYOTA CROWN SIGNIA SPECIFICATIONS

Mechanical/Performance

ENGINE

Hybrid engine: 2.5-Liter Dynamic Force 4-Cylinder with EV Mode ⁴⁹	S	S
Hybrid system net combined horsepower	240	240
Compression ratio	14.0:1	14.0:1
Emission Rating: Super Ultra Low Emission Vehicle (SULEV)	S	S

HV TRACTION BATTERY

Nickel-Metal Hydride (Ni-MH)	S	S
Battery Voltage: 230.4	S	S

TRANSMISSION

Electronically controlled Continuously Variable Transmission (ECVT)	S	S
---	---	---

DRIVETRAIN

All-Wheel Drive (AWD)	S	S
-----------------------	---	---

See numbered footnotes in Disclosures section.

TOYOTA CROWN SIGNIA SPECIFICATIONS

S = Standard

Mechanical/Performance (continued)

	XLE	Limited
DRIVE MODES		
Eco, Normal, Sport drive modes	S	S
SUSPENSION		
Independent MacPherson strut front suspension with stabilizer bar; multi-link rear suspension with stabilizer bar	S	S
STEERING		
Electric Power Steering (EPS); power-assisted rack-and-pinion	S	S
Turning circle diameter, curb-to-curb (ft.)	39.5	39.5
BRAKES		
Power-assisted ventilated 12.9-in. front disc brakes; solid 12.5-in. rear disc brakes with hydraulic brake booster	S	S
Electronically Controlled Braking (ECB) system with integrated regenerative braking	S	S
Active Cornering Assist (ACA)	S	S

Dimensions

EXTERIOR DIMENSIONS (in.)		
Overall height	64.0	64.0
Overall length	194.1	194.1
Overall width	74.0	74.0
Wheelbase	112.2	112.2
Track (front/rear)	62.8/63.0	63.2/63.2
Ground clearance	6.7	6.7
INTERIOR DIMENSIONS (in.)		
Head room	37.7/39.1	37.7/39.1
Shoulder room	57.0/55.0	57.0/55.0
Leg room	42.1/37.1	42.1/37.1
Hip room	54.7/47.7	54.7/47.7

Weights and Capacities

WEIGHT/CAPACITY		
Seating	5	5
Fuel Tank (gal.)	14.5	14.5
Curb weight (lb.)	4,210	4,210
Cargo volume, rear seatbacks up (cu. ft.) ¹	25.8/68.8	24.8/66.1
TOWING		
Towing capacity ³	up to 2,700 lb.	up to 2,700 lb.

Mileage Estimates (city/highway/combined)²

MPG	39/37/38	39/37/38
-----	----------	----------

DISCLOSURES

1. Cargo and load capacity limited by weight and distribution. Always properly secure cargo and cargo area. 2. EPA-estimated 39 city/37 hwy/38 combined mpg rating for 2025 Toyota Crown Signia. Use for comparison purposes only. Your mileage will vary for many reasons, including your vehicle's condition and how/where you drive. See www.fueleconomy.gov. 3. Never tow beyond a vehicle's published towing capacities. Before towing, confirm your vehicle and trailer are compatible, hooked up and loaded properly and that you have any necessary additional equipment. The maximum you can tow depends on base curb weight plus the total weight of any cargo, occupants, and added vehicle equipment. Installation of a tow hitch receiver or other accessories located near the rear bumper may require disabling or removing the kick sensor, and the sensor operation setting in your vehicle should be turned off. Follow all instructions in your *Owner's Manual*. 4. Traffic Jam Assist is not an automated driving system, requires driver supervision at all times, and is designed to function on controlled access freeways at speeds of 25 mph or less. Use this system in accordance with applicable laws. Before operating, refer to *Owner's Manual* for instructions and limitations. 5. Drive Connect availability and accuracy depend on certain factors outside of Toyota's control in order to operate, including 4G network availability, a cellular connection and GPS signal. Without any one or more of these things, operability may be limited or precluded. Services subject to change at any time without notice. Requires app download/registration and subscription after trial (if applicable). Terms of Use apply. Data charges may apply. See *Owner's Manual* and <https://www.toyota.com/connected-services/> for limitations. To learn about Toyota's Connected Services data collection, use, sharing and retention practices, visit <https://www.toyota.com/support/privacy-notice/>. Trial period begins on original purchase or lease date of new vehicle. Paid subscription required after trial (if applicable). Terms of Use apply. 6. The Panoramic View Monitor does not provide a comprehensive view of the area surrounding your vehicle. Look around to confirm clearance. See *Owner's Manual* for limitations. 7. HomeLink® and the HomeLink® house icon are registered trademarks of Gentex Corporation. 8. Do not rely exclusively on Blind Spot Monitor. Look over shoulder and use turn signal. See *Owner's Manual* for limitations. 9. Do not rely exclusively on the Rear Cross-Traffic Alert. Visually confirm clearance during use. See *Owner's Manual* for limitations. 10. Do not rely exclusively on Safe Exit Alert. Always look for approaching traffic before exiting the vehicle. See *Owner's Manual* for limitations. 11. Do not overly rely on the Front Cross-Traffic Alert system. Always visually confirm that it is safe to proceed. See *Owner's Manual* for limitations. 12. Front and Rear Parking Assist with Automatic Braking (PA w/AB) may warn drivers of, and potentially brake for front and rear collisions with certain objects when traveling at low speeds. Drivers should visually confirm clearance during use. See *Owner's Manual* for instructions and limitations. 13. Toyota Safety Sense™ effectiveness is dependent on many factors including road, weather and vehicle conditions. Drivers are responsible for their own safe driving. Always pay attention to your surroundings and drive safely. See *Owner's Manual* for limitations. 14. The Pre-Collision System (PCS) with Pedestrian Detection (PD) is designed to determine if impact is imminent and help reduce impact speed and damage in certain frontal collisions involving a vehicle, a pedestrian, a bicycle, or a motorcyclist. PCS w/PD is not a substitute for safe and attentive driving. System effectiveness depends on many factors, such as speed, size and position of pedestrian or bicyclist and weather, light and road conditions. See *Owner's Manual* for limitations. 15. Full-Speed Range Dynamic Radar Cruise Control and Dynamic Radar Cruise Control are not substitutes for safe and attentive driving. See *Owner's Manual* for instructions and limitations. 16. Lane Departure Alert with Steering Assist is designed to read visible lane markers under certain conditions. It provides a visual/audible alert and slight steering force when lane departure is detected. It is not a collision-avoidance system or a substitute for safe and attentive driving. Effectiveness depends on many factors including road, weather and vehicle conditions. See *Owner's Manual* for limitations. 17. The Lane Tracing Assist (LTA) lane centering function is designed to read visible lane markers and detect other vehicles under certain conditions. It is only operational when DRCC is engaged. Not available on vehicles with manual transmissions. See *Owner's Manual* for limitations. 18. Road Sign Assist only recognizes certain road signs. See *Owner's Manual* for limitations. 19. Automatic High Beams operate at speeds above 21 mph. See *Owner's Manual* for instruction and limitations. 20. Proactive Driving Assist (PDA) is designed to detect certain objects or curves in the road and provide gentle braking and/or steering support. PDA is not a substitute for safe and attentive driving. System effectiveness depends on many factors, such as speed, size and position of detected objects and weather, light and road conditions. See *Owner's Manual* for additional limitations and details. 21. JBL® is a registered trademark of Harman International Industries, Inc. 22. To wirelessly use Apple CarPlay® on your car display, you need a compatible smartphone with an active data plan. You can check which smartphones are compatible at <https://www.apple.com/ios/carplay/>. Operability depends on network availability, a cellular connection and GPS signal. Services subject to change at any time without notice. Data charges may apply. To learn more, go to <https://www.toyota.com/audio-multimedia/>. To learn more about Toyota's Connected Services data collection, use, sharing and retention practices, please visit <https://www.toyota.com/support/privacy-rights/>. Apple CarPlay® is a registered trademark of Apple Inc. 23. iPhone® is a registered trademark of Apple Inc. All rights reserved. 24. Google, Android, Android Auto, YouTube Music and other marks are trademarks of Google LLC. 25. To use Android Auto on your car display, you need a compatible Android smartphone with an active data plan. You can check which smartphones are compatible at <https://www.android.com/auto/compatibility/>. Operability depends on network availability, a cellular connection and GPS signal. Services subject to change at any time without notice. Data charges may apply. To learn more, go to <https://www.toyota.com/audio-multimedia/>. To learn more about Toyota's Connected Services data collection, use, sharing and retention practices, please visit <https://www.toyota.com/support/privacy-notice/>. Android Auto is a trademark of Google LLC. 26. Service will automatically stop at the end of your trial subscription period unless you decide to continue service. Trial is non-transferable. If you do not wish to enjoy your trial, you can cancel by calling the number below. All SiriusXM services require a subscription, each sold separately by SiriusXM after the trial period. Service subject to the SiriusXM Customer Agreement and Privacy Policy, visit siriusxm.com for complete terms and how to cancel which includes online methods or calling 1-866-635-2349. Some services and features are subject to device capabilities and location availability. Satellite service not available in AK & HI. Content varies by SiriusXM subscription plan. All fees, content and features are subject to change. SiriusXM and related logos are trademarks of Sirius XM Radio Inc. and its respective subsidiaries. 27. Toyota Connected Services depend on certain factors outside of Toyota's control in order to operate, including cellular network availability and GPS signal. Without either of these things, operability may be limited or precluded, including access to response center and emergency support. Services vary by vehicle and are subject to change at any time without notice. Requires app download/registration and subscription after trial (if applicable). Terms of Use apply. Data charges may apply. See *Owner's Manual* and <https://www.toyota.com/connected-services/>. For Toyota's Connected Services' data collection, use, sharing and retention practices, please visit <https://www.toyota.com/support/privacy-notice/>. All trials begin on original purchase or lease date of new vehicle, with the exception of Wi-Fi for which trial begins at time of activation. Paid subscription required after trial (if applicable). 28. Use only if aware of circumstances surrounding vehicle and it is legal and safe to do so (e.g., do not remotely start a gas engine vehicle in an enclosed space or if vehicle is occupied by a child). Remote Connect depends on certain factors outside of Toyota's control in order to operate, including 4G network availability, a cellular connection and GPS signal. Without any one or more of these things, operability may be limited or precluded. Services subject to change at any time without notice. Digital Key also requires Bluetooth® connectivity. Remote start/stop not available on manual transmission-equipped models. Remote start/stop and/or lock/unlock available on select models. Remote Connect is included with select paid Connected Services packages. See your Toyota dealer for details. Terms of Use apply. Data charges may apply. See *Owner's Manual* and <https://www.toyota.com/connected-services/> for additional details. To learn about Toyota's Connected Services' data collection, use, sharing and retention practices, please visit <https://www.toyota.com/support/privacy-notice/>. Trial period begins on original purchase or lease date of new vehicle. Paid subscription required after trial (if applicable). Terms of Use apply. 29. Digital Key function requires Remote Connect trial or subscription. Use only if aware of circumstances surrounding vehicle and it is legal and safe to do so (e.g., do not remotely start engine if vehicle is in an enclosed space or vehicle is occupied by a child). Remote Connect depends on factors outside of Toyota's control, including an operative telematics device, a cellular connection, GPS signal, and the availability of a compatible wireless network, without which system functionality and availability may be limited or precluded. Digital Key also requires Bluetooth® connectivity. Service may vary by vehicle and region. Requires app download and registration/subscription after trial (if applicable). Terms of Use apply. Data charges may apply. Remote start/stop not available on manual transmission-equipped vehicles. Services subject to change at any time without notice. See usage precautions and service limitations in Toyota *Owner's Manual* and at <https://www.toyota.com/connected-services/> for additional details. To learn about Toyota's Connected Services data collection, use, sharing and retention practices, please visit <https://www.toyota.com/privacyvts/>. 30. Service not available everywhere or in every vehicle. Depends on cellular network availability and GPS signal. Without either of these things, operability may be limited or precluded. Up to 5 devices can be supported using in-vehicle connectivity. Services subject to change at any time without notice. The Wi-Fi Connect trial begins at the time of enrollment and expires the earlier of 3GB data use or the 1-month trial period ends. Paid subscription required after trial. Select models include Integrated Streaming capability, which requires a separate subscription to third-party provider services. Data charges may apply. Valid in the contiguous U.S. and Alaska. Go to <https://myvehicle.att.com/#/toyota/learn?language=en&country=US> for terms and conditions. 31. Apple Music and the Apple logo are trademarks of Apple Inc., registered in the U.S. and other countries. Requires Wi-Fi Connect subscription after trial (if applicable) and your own Apple Music account. 32. Amazon Music, and all related marks are trademarks of Amazon Technologies, Inc. or its affiliates. 33. Safety Connect® depends on factors outside of Toyota's control in order to operate, including cellular network availability and GPS signal. Without either of these things, operability may be limited or precluded, including access to response center and emergency support. Stolen vehicle police report required to use Stolen Vehicle Locator. If subscription includes Automatic Collision Notification, it will activate only in limited circumstances. Services vary by vehicle and are subject to change at any time without notice. Terms of Use apply. Data charges may apply. See *Owner's Manual* and <https://www.toyota.com/connected-services/>. For Toyota's Connected Services' data collection, use, sharing and retention practices, please visit <https://www.toyota.com/support/privacy-notice/>. A Safety Connect® trial is included for up to 10 years on select vehicles with paid Connected Services packages. See your Toyota dealer for details. 4G network dependent. 34. Enhanced 24/7 Roadside Assistance allows in-vehicle SOS button to assist response agent to identify vehicle location. Unlimited mileage coverage effective with an active Safety Connect® trial, which is dependent on 4G network and GPS signal availability. Enhanced Roadside Assistance does not include parts and fluids, except limited emergency gas delivery. Towing distance up to 25 miles. Restrictions apply. Service subject to change at any time. Available in the continental U.S. and Canada. See Toyota dealer for details and exclusions. 35. Building and/or parking structures may limit system effectiveness. Stolen vehicle police report required to use Stolen Vehicle Locator. For additional assistance contact the Toyota Customer Experience Center at 1-800-331-4331. 36. On select models, Destination Assist will require a trial or subscription to Drive Connect. Availability and accuracy depend on certain factors outside of Toyota's control in order to operate, including a cellular connection and GPS signal. Without either of these, operability may be limited or precluded. Services subject to change at any time without notice. Requires app download/registration and subscription to Drive Connect after trial (if applicable). Terms of Use apply. Data charges may apply. See *Owner's Manual* and <https://www.toyota.com/connected-services/> for limitations. To learn about Toyota's Connected Services data collection, use, sharing and retention practices, visit <https://www.toyota.com/support/privacy-notice/>. The Destination Assist trial period begins on original purchase or lease date of new vehicle. Paid subscription required after trial (if applicable). Terms of Use apply. 37. Intelligent Assistant requires a trial or subscription to Drive Connect. Drive Connect availability and accuracy depend on certain factors outside of Toyota's control in order to operate, including 4G network availability, a cellular connection and GPS signal. Without any one or more of these things, operability may be limited or precluded. Services subject to change at any time without notice. Requires app download/registration and subscription after trial (if applicable). Terms of Use apply. Data charges may apply. See *Owner's Manual* and <https://www.toyota.com/connected-services/> for limitations.

DISCLOSURES

To learn about Toyota's Connected Services data collection, use, sharing and retention practices, visit <https://www.toyota.com/support/privacy-notice/>. **38.** Cloud Navigation requires a trial or subscription to Drive Connect. Drive Connect availability and accuracy depend on certain factors outside of Toyota's control in order to operate, including 4G network availability, a cellular connection and GPS signal. Without any one or more of these things, operability may be limited or precluded. Services subject to change at any time without notice. Requires app download/registration and subscription after trial (if applicable). Terms of Use apply. Data charges may apply. See *Owner's Manual* and <https://www.toyota.com/connected-services/> for limitations. To learn about Toyota's Connected Services data collection, use, sharing and retention practices, visit <https://www.toyota.com/support/privacy-notice/>. **39.** Service Connect depends on certain factors outside of Toyota's control in order to operate, including cellular network availability and GPS signal. Without either of these things, operability may be limited or precluded. Information provided is based on the last time data was collected from vehicle and is not real-time data. Services vary by vehicle and are subject to change at any time without notice. Terms of Use apply. Data charges may apply. See usage precautions and service limitations in *Owner's Manual* and <https://www.toyota.com/connected-services/>. To learn about Toyota's Connected Services' data collection, use, sharing and retention practices, please visit <https://www.toyota.com/support/privacy-notice/>. The Service Connect trial is included for up to 10 years. 4G network dependent. **40.** Installation of a tow hitch receiver or other accessories located near the rear bumper or side-door kick sensors may require disabling or removing the kick sensor, and the sensor operation setting in your vehicle should be turned off. Water, weather, dirt, and other conditions also may cause the sensor to not operate properly or to operate unintentionally. See *Owner's Manual* for limitations. **41.** Wireless charging may not be compatible with all mobile phones, smart devices, tablets, e-readers, MP3/WMA players and like products. **42.** Airbag systems supplement the seatbelts and are designed to inflate only under certain conditions and in certain types of severe collisions. Always wear seatbelt, sit upright in middle and as far back in seat as possible to help decrease risk of injury. Do not put objects in front of an airbag. See *Owner's Manual* for limitations. **43.** Lane Change Assist operates only when Dynamic Radar Cruise Control (DRCC) and Lane Tracing Assist (LTA) are activated. Do not overly rely on this system. Driver must confirm lane is clear. See *Owner's Manual* for limitations. **44.** Extra-cost color. **45.** This floor mat/floor liner was designed specifically for use in your model and model year vehicle and SHOULD NOT be used in any other vehicle. To avoid potential interference with pedal operation, each mat/liner must be secured with its fasteners. Do not install a floor mat/floor liner on top of an existing floor mat/floor liner. **46.** Toyota strives to build vehicles to match customer interest and thus they typically are built with popular options and option packages. Not all options/packages are available separately and some may not be available in all regions of the country. See toyota.com for information about options/packages commonly available in your area. If you would prefer a vehicle without any or with different options, contact your dealer to check for current availability or the possibility of placing a special order. Color(s) depicted may vary based on multiple factors, including ambient lighting and the format in which it is being viewed (e.g., computer, mobile device or print). **47.** May not be compatible with all mobile phones, smart devices, tablets, e-readers, MP3/WMA players and like models. **48.** Rated for 12 volts/10 amps. See *Owner's Manual* for additional limitations and details. **49.** EV Mode lets you operate solely on battery power at low speeds for short distances and in limited circumstances, such as in a parking garage. Different conditions may prevent or limit usage. See your *Owner's Manual* for instructions and limitations. **50.** When the system is on, Automatic Electric Parking Brake is designed to automatically engage the Electric Parking Brake under limited conditions. It may not hold the vehicle under all conditions and does not function when the vehicle is in Reverse. Automatic Electric Parking Brake is not a substitute for manual use of the Electric Parking Brake. See *Owner's Manual* for additional limitations and details. **51.** When the system is on and the vehicle is in Drive, Brake Hold may temporarily keep the brakes engaged after the driver brings the vehicle to a complete stop. See *Owner's Manual* for limitations. **52.** An active Remote Connect trial or subscription is required to use the features mentioned in the Toyota app. **53.** Vehicle Stability Control is not a substitute for safe and attentive driving practices. Factors including speed, road conditions, weather and steering input can affect whether VSC will be effective. See *Owner's Manual* for limitations. **54.** Smart Stop Technology® will reduce power to help the brakes bring vehicle to a stop during certain contemporaneous brake and accelerator pedal applications. See *Owner's Manual* for limitations. **55.** The Rear-Seat Reminder does not sense objects in the rear seat. The Rear-Seat Reminder is designed to recognize a unique rear-door opening pattern that may be consistent with an object being placed in the rear seating area. See *Owner's Manual* for additional details. **56.** The backup camera does not provide a comprehensive view. Always look over shoulder and use outside mirrors. See *Owner's Manual* for limitations. **57.** The Tire Pressure Monitor System alerts the driver when tire pressure is critically low. For optimal tire wear and performance, tire pressure should be checked regularly with a gauge; do not rely solely on the monitor system. See *Owner's Manual* for limitations and details. **58.** When Vehicle Proximity Notification System is active, it is the driver's responsibility to maintain a lookout for pedestrians, cyclists, other cars and objects and to drive the vehicle in a safe and attentive manner to avoid making contact. **59.** Hill Start Assist Control is designed to minimize backward rolling on steep ascents. Not a substitute for safe driving judgment and practices. Speed, grade, surface conditions, driver input, etc., can all affect HAC function. See *Owner's Manual*. **60.** The engine immobilizer is a state-of-the-art anti-theft system initiated when the key is inserted into ignition switch or a Smart Key fob is in/near the vehicle. Engine will only start if the code in the transponder chip inside the key/fob matches the code in vehicle's immobilizer. The transponder chip is embedded in the key/fob and can be costly to replace. For lost key or fob, see a Toyota dealer or go to www.aloa.org to find a qualified locksmith for high-security key service. **61.** Dashcam may not record under certain conditions. Use in accordance with applicable laws. See dashcam *Owner's Manual* for details.

Toyota strives to build vehicles to match customer interest and thus they typically are built with popular options and option packages. Not all options/packages are available separately and some may not be available in all regions of the country. See toyota.com for information about options/packages commonly available in your area. If you would prefer a vehicle without any or with different options, contact your dealer to check for current availability or the possibility of placing a special order.

Color(s) depicted may vary based on multiple factors, including ambient lighting and the format in which it is being viewed (e.g., computer, mobile device or print).

For details on vehicle specifications, standard features and available equipment in your area, contact your Toyota dealer. A vehicle with particular equipment may not be available at the dealership. Ask your Toyota dealer to help locate a specifically equipped vehicle.

All information presented herein is based on data available at the time of posting, is subject to change without notice and pertains specifically to mainland U.S.A. vehicles only. Vehicles shown may be prototypes, shown using visual effects and/or shown with options. Actual models may vary.



For Toyota Mobility program details, go to www.toyotamobility.com or call the Toyota Brand Engagement Center at 1-800-331-4331