

1976 PLYMOUTH TRAIL DUSTER





4-wheel drive Trail Duster Sport with optional steel roof.

**PLYMOUTH TRAIL DUSTER.
BECAUSE THERE ARE A LOT OF
PLACES YOU HAVEN'T BEEN. YET.**

Timber trails that would tire an ox or baffle a mule. Desert tracks so far from civilization the buzzard regards you with idle curiosity. Lakes so peaceful you can hear the bass yawn.

Places you can get to in a Trail Duster. For this rare breed of full-time 4WD vehicle can challenge the worst of the badlands, yet gives you all the creature comforts necessary to sustain life on the superhighway.

As a pure adventure machine, Trail Duster offers you the best of Chrysler engineering.

At the heart of its standard full-time 4WD system is the NP-203 transfer case: five shift positions for on-road cruising and off-road slogging (see insert page 2).

Trail Duster gives you a range of engine sizes, from

the economical standard 225 Six or 318 V-8, through the optional 400 and 440 V-8 mountain-eaters.

And because gullies and rock slides are a bit nastier than straight and narrow interstates: standard power front disc and rear drum brakes, optional roll bar, skid plates, sturdy steel roof and power steering. (Why work any harder than you have to?)

As a highway cruiser, Trail Duster also offers a full range of comfort options that help take the edge off that long trip home.

Consider the Trail Duster Sport package. It just may be the flashiest 4WD vehicle on the road: body and tailgate trim, wood-grain insert body moldings are a few of Trail Duster Sport's high standards of dress. But the real fun is inside.

You and your passenger sit high in deluxe vinyl body-hugging bucket seats. You cool your canteen in the console beverage chest, stash your maps in the side

door storage pockets, check out the bright-trimmed instrument panel and you're off . . . out to the backwoods, or back home.

For greater comfort, Trail Duster and Trail Duster Sport also offer optional air-conditioning (deserts are *hot*), AM/FM radio, tinted glass, and Automatic Speed Control.

But no matter how you outfit your Trail Duster, your greatest joy will come from driving it. On road or off, Trail Duster faces headwinds, potholes, ruts, rocks and sidehill treachery with confidence. It affords exceptional all-round visibility. Its bullish size and arrogance grant you a certain unspoken right-of-way over lesser automobiles, whether you drive the 4WD Trail Duster or the available 2WD version.

Point Trail Duster in any direction . . . it goes. To the lakes, to the deserts, to the tall timber. To all those places in this world you haven't been. Yet.

TRAIL DUSTER DRIVELINE COMPONENTS.



Optional Automatic Transmission

TorqueFlite: One of the most dependable, convenient and important options you could want on a Trail Duster. Makes rough terrain going a smoother, easier task.

Engines

Standard engine for Trail Duster is the standard 225 cu. in. Six or the standard 318 cu. in. V-8. Optional engines include 360*, 400 and 440 cu. in. V-8's, the latter available on 4x4 models only. Power train combinations, highly important to sport/utility owners, are equally varied.

*Available in California only.

Shift Positions


Standard five shift positions available.

- (1) Low-lock for deep snow, mud, sand.
- (2) Low for mountainous and hilly terrain.
- (3) Neutral.
- (4) High for paved surfaces.
- (5) High-lock for snow, mud, sand, also.





Transfer Case

At the heart of Trail Duster's full time 4WD system is the NP-203 transfer case which delivers equal driving power to the front and back axle differentials. For severe off-road driving




Electronic Ignition System

Standard Trail Duster equipment, the system eliminates points and condenser, helps quick starts, means longer spark plug life and eliminates the major cause of ignition tune-ups.



Color-keyed Instrument Panel


Is fully padded, with oil pressure light, alternator and temperature gauges. The optional Trail Duster Sport instrument panel (shown above) features wood-grain applique and panel trim molding. Note the optional AM/FM radio, air conditioning, oil pressure gauge, tachometer, and electric clock.



Optional

Automatic Speed Control

Set the speed you want, then forget it. Speed will be maintained until brakes are applied. More even throttle application helps to save fuel with most drivers.



Fuses

Trail Duster fuses are mounted in the glove box on top of the dash, for easy accessibility. Particularly helpful when you're a long way from a service source.



Optional Roll Bar

An option specially designed for safety and protection. Something well worth having when you get into unfamiliar terrain. Available on all models.

Optional Rear Bench

Why should only two have all the fun? Order the optional three-passenger rear bench seat which includes dual armrests with ashtrays.

STANDARD FEATURES AND OPTIONS

Standard Equipment

- Full-foam all-vinyl bucket seats, driver and front passenger, with seat belts and retractors
- Armrest pads
- Color-keyed padded instrument panel
- Bright front and rear bumpers
- Fuse box located on top of glove box

Trail Duster Sport standards give it extra flair, convenience and comfort with deluxe full-foam all-vinyl bucket seats for driver and passenger. Color-keyed door trim panels have map pockets. Center console has a removable styrofoam beverage chest. Windshield moldings plus unique body side, tailgate and interior trim make this Sport model a stand-out in styling.

Optional Equipment

- TorqueFlite Automatic Transmission
- Air conditioning
- Power steering
- Automatic Speed Control
- Tachometer
- Wheel covers, Bright-finish or Premium
- Trailer-Towing package
- For boat and cargo trailers. Includes 52 amp alternator, 70 amp-hour battery (with 318, 360 and 400 engines), wiring harness, heavy-duty variable load flasher and increased engine cooling system.

- Sno-Fiter package (4WD only)
- Convenience package (std. on Sport)
- Oil pressure gauge
- Electric clock
- Bench seat (rear)
- Skid plates (fuel tank shield and transfer case shield)
- Tinted glass (windshield or all glass)
- Heater (high output)
- Increased cooling
- Engine block heater
- Hand throttle (not available with TorqueFlite automatic transmission)
- Rear bumper-step type
- Protection package (includes front bumper guards and door edge protectors)
- Steel roof (available in body color or vinyl textured white or black)
- Two-tone body (includes moldings and bright taillamp bezels)
- Dual horn
- Hub caps (bright)
- AM or AM/FM radio
- Soft top (dealer installed)
- 35-gallon fuel tank
- Heavy-duty shock absorbers
- Roll bar
- Stabilizer bar, heavy-duty (front only)
- Low-mount mirrors
- Cigar lighter



Optional Air Conditioning

Cleans, cools and dehumidifies in-coming air for year-round comfort.

Optional AM/FM Radio

Music at the touch of a finger.



Door Pockets
Standard on Trail Duster Sport.



Console With Beverage Chest
Insulated storage chest. Also useful for other travel items. Standard with Trail Duster Sport Package.

TRAIL DUSTER ENGINEERING FEATURES

Heavy-duty 9¼ rear axle has straight roller wheel bearings with high-capacity differential bearings and threaded adjusters as standard equipment. *Power front disc brakes* are standard stopping power. Fade-resistant discs in front, with large 11x2.5 drum type in rear. *Turning radius* allows for quick maneuverability with a tight 36.9 ft. radius on the 4x4; 37.3 ft. on the 4x2. *Springs and suspension* give you precise control on or off

the highway with individual leaf springs (independent front suspension on 2-wheel drive) on front and rear wheels. *Under-the-hood storage* means you simply raise the hood and find the jack, jack handle and lug wrench within easy reach. *Inner and outer, double-walled steel roof* is optional. Helps keep you warm, dry and dust-free. Plus the strength and security of an all-steel roof over your head.



Soft Vinyl Roof With Roll-Up Windows

Order this dealer installed optional soft vinyl roof top and you also get special side windows that can be rolled up. Results? You get fresh air, plus protection from the elements . . . in all, a true sports car feeling in a car that's ready for more than just sport.



Liftgate

Order the optional steel roof, and you also get the liftgate with stationary glass window and gas-operated cylinders for easy one-handed opening.



Two-wheel drive Trail Duster Sport with optional steel roof and protection package.



Trail Duster with dealer installed optional soft top, two-tone body, and protection package.




Trail Duster Interior

Start with the standard driver and front passenger seat, upholstered with thick foam padding, covered with tough vinyl. Available in blue, green, black and parchment.



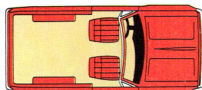
Trail Duster Sport Interior

The Sport interior option has deluxe bucket seats covered in handsome vinyl upholstery.



Trail Duster Optional Sport Interior

The Trail Duster Sport package can be ordered with these luxurious Boca Raton cloth-and-vinyl seats (hardtops only).



(A)

Seat two or five

Trail Duster offers two seating arrangements:
(A) Standard driver and front passenger seats
(B) Optional three-passenger rear seat.

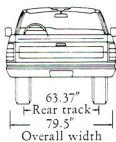



(B)

Trail Duster Sport Interior Features

The two Sport interiors shown above include a console beverage chest with removable insulated liner, door panels with wood-grain insert and handy storage pockets. Interior colors available for the Sport all-vinyl package are: blue, green, black and parchment. The optional cloth-and-vinyl Sport interior is available only in parchment.

Plymouth Trail Duster Dimensions



SPECIFICATIONS AND DIMENSIONS

G. V. W. Ratings (Lbs.)—Max. 4900-6100
 Wheelbase 106"
 Overall Length 184.6"
 Overall Width 79.5"
 Overall Height (with roof) 72.0"
 Ground Clearance at

Front Axle 6-Cyl. PW 100 6.07"
 8-Cyl. PW 100 7.32"
 Rear Axle 7.07"
 Turning Diameter (curb to curb) PW 100 36.9"
 PD 100 37.3"

Axle, Front

3000 Lbs. Capacity PD 100
 3500 Lbs. Capacity PW 100

Axle, Rear

3600 Lbs. Capacity PD 100
 3600 Lbs. Capacity PW 100

Brakes, Front

Disc Type, 11.75"x1.25" PD 100
 Disc Type, 11.75"x1.25" PW 100

Brakes, Rear

Drum Type, 11.00"x2.50" PD 100
 Drum Type, 11.00"x2.50" PW 100

Clutch, Standard

11"

Electrical

Alternator 48 Amp
 Alternator—Opt. 52,63
 Battery—Volts & Amp/Hr.—Std. 12-48
 Battery—Amp/Hr.—Opt. 59,70

Fuel Tank Capacity (Refill)

Standard 24 Gal.
 Optional 35 Gal.

Springs, Front

1340 Lbs. w/8-Cyl. Models PD 100 & PW 100

Stabilizer Bar (Front)

Standard 1" dia.
 PW 100
 Optional PD 100

Springs, Rear

1520 Lbs. w/8-Cyl. Models PD 100 & PW 100
 1820 Lbs. w/6-Cyl. Models PD 100 & PW 100

Shock Absorbers (Front & Rear)

Standard 1" dia.
 Optional 1.375" dia.

Steering Gear

Type Recirculating, Ball

Transmission

Std. 3-Spd., Man., PD 100 & PW 100
 Opt. 4-Spd., Man., PW 100
 Opt. 3-Spd., TorqueFlite Automatic, PD 100 & PW 100

Transfer Case

Model NP203
 No. Speeds Full Time-2 PW 100

Tires

Std. (Tubeless) E78-15 B
 Optional (Tubeless) F78-15 B
 Optional (Tubeless) G78-15 B
 Optional (Tubeless) G78-15 D
 Optional (Tubeless) H78-15 B
 Optional (Tubeless) HR78-15 B
 Optional (Tubeless) L78-15 B
 Optional (Tubeless) LR78-15 B
 Opt. (T/less) PW 100 only 10-15 L/B
 Optional (Tube Type) 7.00-15 C
 Optional (Tube Type) 7.00-15/D
 Sno-Finder
 only
 Optional (Tube Type) 6.50-16/C
 Optional (Tubeless) 6.50-16/C

Wheels and Rims

Standard 15 x 5.5
 Optional 15 x 6.5
 Optional 15 x 8.0
 Optional 16 x 5.0



Light Gold



Russet



Dark Green Metallic



Light Blue



Bright Red



Light Green Metallic



Yellow



Bright Green Metallic



Bright Blue Metallic



Sunstone*



Bright Tan Metallic



Medium Gold Metallic



White



Silver Cloud Metallic

*Extra cost. Two-tone paint also offered as extra-cost option.

Power teams available

Engine	Transmission	PW 100 (4-wheel drive)		PD 100 (2-wheel drive)	
		Rear Axle Ratio Standard	Ratio Optional	Rear Axle Ratio Standard	Ratio Optional
225 Six ⁽²⁾	All	3.55	3.2*, 3.90 ⁽¹⁾	3.55	3.2, 3.90 ⁽¹⁾
318 V-8 & 360 V-8 ⁽¹⁾⁽²⁾	All	3.55	3.2, 3.90	3.2	3.55
440 V-8 ⁽¹⁾	3-speed Automatic, LoadFlite	3.2	3.55	—	—

⁽¹⁾ Available with 6100 pound G.V.W. package only. *Available with E78-15 or G78-15 tires only.
⁽²⁾ 560 V-8 requires automatic transmission; available in California only.

⁽³⁾ 225 6-cyl. available with 6100 lb. GVW package only for PW100 sold for California.

Engine specifications

Engine	Six ⁽³⁾	Standard V-8 ⁽¹⁾	Optional V-8 ⁽¹⁾⁽²⁾	Optional V-8 ⁽¹⁾	Optional V-8 ⁽¹⁾
Displacement, cubic inches	225	318	360	400	440
Carburetor	1-barrel	2-barrel	2-barrel	2-barrel	4-barrel
SAE Net H.P. @ R.P.M.	100/3600	150/4000*	175/4000	165/4000	235/4000

⁽¹⁾ Available with 6100-pound G.V.W. package only. *California 155/4000. ⁽²⁾ with code YW4 or YW5 h.p. 105 @ 3600. ⁽³⁾ with code YW4 or YW5 h.p. 150 @ 4000—with code YW4 or YW5 and HC5 h.p. 155 @ 4000. ⁽⁴⁾ Available in California only.

All product illustrations and specifications are based on authorized information. Although descriptions are believed correct at publication approval, accuracy cannot be guaranteed. Some of the equipment shown on product illustrations is optional, at extra cost. Chrysler Motors Corporation reserves the right to make changes from time to time, without notice or obligation, in prices, specifications, colors and materials, and to change or discontinue models.

