

# MEET THE SCURRY FAMILY.

MORTON CYCLES  
THE BEST BICYCLES ON EARTH

ACCESSORIES

282

The Gourmet Grocer



THEY'RE ALL IN THE HOLDEN FAMILY.





Wheel covers shown are an accessory item.

## SCURRY HIGH-ROOF 4 SEAT WAGON.

City driving today, with its stop-start conditions and heavy traffic calls for a tough reliable vehicle that can hold its own in the scramble away from stop lights, yet manoeuvre easily in traffic, tight parking spots and narrow lanes while carrying large loads. The versatile Scurry High

Roof is a 4 seat wagon that can tackle all these requirements yet still offer a high level of interior comfort for driver and passengers.

A comfortable, practical alternative to regular passenger wagons, it can switch from urban commuter to cargo vehicle with ease and deliver exceptional fuel economy either way. The roofline of the High Roof is 145mm higher than the other models in the range, allowing you to

load and carry taller items with ease. This Scurry is a born carrier with a hefty 323kgs load capacity, a regular body shape that allows maximum use of interior space and a flat floor that makes loading and unloading a breeze.

Scurry High Roof offers passenger-car-quality seating in both front and rear. But that doesn't however, make it any less practical. A split folding rear seat affords remarkably flexible use of the rear cabin space. Long loads can



be carried in the cargo compartment, still leaving comfortable seating room for one passenger. The split rear seat folds down completely so that this Scurry will carry cargo just as happily as the other "members of the family" . . . while the higher roof gives you greater flexibility in the size of items you can carry. And like the other 2 Scurrys in the Holden family of light commercial vehicles, it is fully imported from Japan.





Wheel covers shown are an accessory item.

## SCURRY 4 SEAT WAGON.

The Scurry 4 seater offers a perfect compromise between passenger carrying ability, comfort and load carrying capacity. Folding rear seats ensure that the cargo area can be fully utilised for carrying goods only, or a combination of goods and passengers when required.



Sliding side doors and gas strut lift-up tailgate are standard to all 3 models, to allow easy cargo and passenger access in the most awkward conditions.

Scurry's compact size still packs in plenty of mechanical features. A sophisticated 970cc Overhead Camshaft engine offers plenty of power for carrying cargo or a team of kids. Scurry will happily haul up to 363kgs with remarkable fuel

economy. This is further assisted by an overdrive top 5-speed transmission that really comes in handy on longer high speed trips.

Feature highlights include:

- Laminated windscreen
- Sliding side doors
- Lift-up rear tailgate
- Radial tyres
- Wide side mouldings
- Heated rear window
- Rear window wiper/washer





## SCURRY VAN.

Scurry 2 seat Van is a nimble, practical vehicle that copes easily with the stresses and strains of city life. A light, spacious cargo and people mover that is highly manoeuvrable (4.1M Turning circle) and economical yet offers a surprising level of comfort and performance.

Its 4 speed gearbox is perfectly mated to the engine's power and

torque characteristics giving impressive acceleration, very creditable performance and great economy. Scurry's body is nearly all load space, especially in this eminently functional 2-seater version with sliding doors on both sides. And because it's a Holden, you can be sure that you're getting a tough, practical and reliable little unit that is great value for money.

Scurry 2 seat has a load capacity of

519kgs. When you weigh up running costs against Scurry's capacity for work, it makes for one very cost effective business vehicle.

Feature highlights include:

- Laminated windscreen
- 2 external rear view mirrors
- Sliding side doors
- Lift-up rear tailgate
- Radial tyres
- Wide side mouldings
- Mud flaps on all 4 wheels.






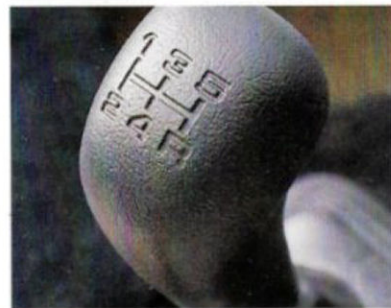
## SCURRY FEATURES.

Holden Scurry available in 3 models, 2 seat Van, 4 seat Wagon and 4 seat High Roof Wagon offers you a choice between a pure working vehicle and an urban commuter with comfort and style.

Payload capacity of the 2 seater Van is 519kgs, the 4 seater Wagon 363kgs, while the slightly heavier and taller High Roof Wagon will take 323kgs plus passengers with ease.



All models feature a 970cc Overhead Camshaft, 4 cylinder petrol engine providing remarkable economy and excellent performance. Scurry Van comes with a 4 speed manual transmission, while both 4 seat models have the added flexibility and economy of 5 speeds.





Safe, predictable handling is assured through a sophisticated McPherson wet strut front suspension. Front disc and rear drum brakes ensure positive, drama-free stopping power and radial tyres help to maintain handling and road-holding

at a high level. Rack and pinion steering on all models, coupled to a soft feel steering wheel gives positive yet light steering control.

Full height, sliding doors on both sides of all models provide exceptional ease of access. A vertically opening, one piece tailgate supported with gas struts gives unimpeded rear access. 4 seat models also feature a rear washer-wiper for unobstructed rear vision.



The Van and 4 seat Scurry have a hard working, uniform body shape that allows full use of interior space. The roofline of the Deluxe High Roof model is raised by 145mm to make more load space and increase passenger comfort.



Plus the added convenience and flexibility of rear folding seats. Semi-bucket rear seats on the 4 seat High Roof feature split folding backrests, contoured cushions and cloth facings.

4 seat models are fitted with attractive hard-wearing carpet throughout including the rear floor area – with vinyl trim on side door and rear inner quarter panels to aid appearance and sound insulation.



Other features to add to your motoring enjoyment include:  
 – AM Radio – Reclining front bucket-seats – Heated rear window (4 seat models only) – Assist handles above front and rear doors (4 seat models only) to make entry and exit easier – Reversing lights for easy parking after dark – Wide side body mouldings – Map pockets – Locking fuel filler door – Laminated windscreen – FR/RR mudflaps.



## SCURRY ACCESSORIES.


To add even more style and practicality to new Scurry, there's a

range of GMH approved accessories available from your Holden Dealer.

They include front bull bar, rear nudge bar, headlamp guards, 100 watt driving lamps, number plate frames, driver's side weathershield,

attractive wheel covers, body striping and chrome exhaust extension.

All covered by the GMH 12 month/20,000 km warranty.



Rear nudge bar.



Body striping.



Full wheel covers.



## HOLDEN SCURRY SPECIFICATIONS

| SPECIFICATIONS   | 2 SEAT VAN | 4 SEAT WAG. | 4 SEAT HIGH ROOF WAG. | 2 SEAT VAN        | 4 SEAT WAG. | 4 SEAT HIGH ROOF WAG. |
|--|------------|-------------|-----------------------|-------------------|-------------|-----------------------|
|  | 8NS05      | 8NT05       | 8NT75                 | 8NS05             | 8NT05       | 8NT75                 |
| GM-H Model Code  | 8NS05      | 8NT05       | 8NT75                 | 8NS05             | 8NT05       | 8NT75                 |
| ENGINE:  |            |             |                       |                   |             |                       |
| 4 cylinder in-line   | •          | •           | •                     | •                 | •           | •                     |
| O.H.C. 1.0 litre   | •          | •           | •                     | •                 | •           | •                     |
| Camshaft driven by Toothed belt                                  | •          | •           | •                     | •                 | •           | •                     |
| Engine Displacement: 970cc                                       | •          | •           | •                     | •                 | •           | •                     |
| Compression ratio: 8.8:1   | •          | •           | •                     | •                 | •           | •                     |
| Power Output: 33 kW @ 5300 rpm                                   | •          | •           | •                     | •                 | •           | •                     |
| Torque: 75kNm 3200 rpm   | •          | •           | •                     | •                 | •           | •                     |
| Bore x Stroke (mm) 65.5 x 72.0                                   | •          | •           | •                     | •                 | •           | •                     |
| TRANSMISSION:  |            |             |                       |                   |             |                       |
| 4-speed Manual   | •          | •           | •                     | •                 | •           | •                     |
| 5-speed Manual   | •          | •           | •                     | •                 | •           | •                     |
| RATIOS:  |            |             |                       |                   |             |                       |
| 1st 3.652:1  | •          | •           | •                     | •                 | •           | •                     |
| 2nd 1.947:1  | •          | •           | •                     | •                 | •           | •                     |
| 3rd 1.423:1  | •          | •           | •                     | •                 | •           | •                     |
| 4th 1.000:1  | •          | •           | •                     | •                 | •           | •                     |
| 5th 0.795:1  | •          | •           | •                     | •                 | •           | •                     |
| Reverse 3.466:1  | •          | •           | •                     | •                 | •           | •                     |
| Final Drive Ratio 5.125:1  | •          | •           | •                     | •                 | •           | •                     |
| SUSPENSION-FRONT:  |            |             |                       |                   |             |                       |
| McPherson wet Strut with Positive scrub radius                   | •          | •           | •                     | •                 | •           | •                     |
| Linear coil springs  | •          | •           | •                     | •                 | •           | •                     |
| REAR:  |            |             |                       |                   |             |                       |
| Rigid axle with 4-leaf springs                                   | •          | •           | •                     | •                 | •           | •                     |
| Telescopic shock absorbers                                       | •          | •           | •                     | •                 | •           | •                     |
| STEERING:  |            |             |                       |                   |             |                       |
| Rack and Pinion  | •          | •           | •                     | •                 | •           | •                     |
| Turning Circle (kerb to kerb) 4.1m                               | •          | •           | •                     | •                 | •           | •                     |
| BRAKES:  |            |             |                       |                   |             |                       |
| Front Disc 215mm   | •          | •           | •                     | •                 | •           | •                     |
| Power Booster  | •          | •           | •                     | •                 | •           | •                     |
| Rear leading trailing drum 220 mm                                | •          | •           | •                     | •                 | •           | •                     |
| Self adjusting drum brakes                                       | •          | •           | •                     | •                 | •           | •                     |
| GM-H Model Code  | 8NS05      | 8NT05       | 8NT75                 | 8NS05             | 8NT05       | 8NT75                 |
| BRAKES (Cont.)   |            |             |                       |                   |             |                       |
| Parking: Centrally mounted pull-up lever operating on rear drums | •          | •           | •                     | •                 | •           | •                     |
| WHEELS/TYRES-WHEELS:   |            |             |                       |                   |             |                       |
| 4.00 B x 12 Steel  | •          | •           | •                     | •                 | •           | •                     |
| TYRES:   |            |             |                       |                   |             |                       |
| 155R x 12 Radial   | •          | •           | •                     | •                 | •           | •                     |
| CAPACITIES:  |            |             |                       |                   |             |                       |
| Fuel tank: 37 litres   | •          | •           | •                     | •                 | •           | •                     |
| ELECTRICAL:  |            |             |                       |                   |             |                       |
| 12 volt system   | •          | •           | •                     | •                 | •           | •                     |
| Battery: 160 amp   | •          | •           | •                     | •                 | •           | •                     |
| Low maintenance Alternator: 45 amp                               | •          | •           | •                     | •                 | •           | •                     |
| DIMENSIONS:  |            |             |                       |                   |             |                       |
| Wheelbase: 1840 mm   | •          | •           | •                     | •                 | •           | •                     |
| Overall Length 3295 mm   | •          | •           | •                     | •                 | •           | •                     |
| 3235 mm  | •          | •           | •                     | •                 | •           | •                     |
| Overall Height 1780 mm   | •          | •           | •                     | •                 | •           | •                     |
| 1925 mm  | •          | •           | •                     | •                 | •           | •                     |
| Overall Width 1395 mm  | •          | •           | •                     | •                 | •           | •                     |
| Track - Front 1205 mm  | •          | •           | •                     | •                 | •           | •                     |
| Rear 1200 mm   | •          | •           | •                     | •                 | •           | •                     |
| Leg Room Front 919 mm  | •          | •           | •                     | •                 | •           | •                     |
| Rear 809 mm  | •          | •           | •                     | •                 | •           | •                     |
| Head Room  |            |             |                       |                   |             |                       |
| Front 1042 mm  | •          | •           | •                     | •                 | •           | •                     |
| Front 1172 mm  | •          | •           | •                     | •                 | •           | •                     |
| Rear 1002 mm   | •          | •           | •                     | •                 | •           | •                     |
| Rear 1152 mm   | •          | •           | •                     | •                 | •           | •                     |
| Gross Vehicle Mass   |            |             |                       |                   |             |                       |
| 1410 kg  | •          | •           | •                     | •                 | •           | •                     |
| Kerb Mass 755 kg   | •          | •           | •                     | •                 | •           | •                     |
| 775 kg   | •          | •           | •                     | •                 | •           | •                     |
| 815 kg   | •          | •           | •                     | •                 | •           | •                     |
| Load Capacity  |            |             |                       |                   |             |                       |
| 655 kg   | •          | •           | •                     | •                 | •           | •                     |
| 635 kg   | •          | •           | •                     | •                 | •           | •                     |
| 595 kg   | •          | •           | •                     | •                 | •           | •                     |
| COLOURS:   |            |             |                       |                   |             |                       |
| Beige  | •          | •           | •                     | Loire Green (Met) | •           | Champagne             |
| Yellow   | •          | •           | •                     | Red (Met)         | •           | Brown (Met)           |
| White  | •          | •           | •                     |                   | •           | Worcester             |
| Crystal Silver (Met)   | •          | •           | •                     |                   | •           | Blue (Met)            |

PLEASE NOTE: As the policy of General Motors-Holden's is one of continual product improvement, all specifications and equipment are subject to change without notice. No GMH Dealer or other person is authorised or permitted to give or make any statement, assertion or undertaking in relation to the quality, performance, characteristics, descriptions or fitness for any purpose of any GMH product, or in connection with the supply of any GMH product, which is at variance with any written statement, assertion or undertaking on any of these subjects given or made by General Motors-Holden's Limited or General Motors-Holden's Sales Pty. Ltd. in its published sales literature and neither company accepts any liability for any such unauthorised action.

General Motors-Holden's Limited and General Motors-Holden's Sales Pty. Ltd. have franchised

dealers in many parts of Australia for the sale of service parts and the provision of service to owners of GMH's products. Every endeavour is made to ensure that such dealers carry adequate stocks of service parts and are equipped to provide satisfactory service, but neither General Motors-Holden's Limited nor General Motors-Holden's Sales Pty. Ltd. makes any promise other than that contained in the New Vehicle Warranty given by General Motors-Holden's Sales Pty. Ltd. that such parts or service facilities will be available, or available at any specific location or at any particular time. GMH 12/20 Warranty. Every Holden is covered by the GMH Warranty which covers your vehicle for the first 12 months or 20,000 kilometres, whichever occurs first.

TR No. 14482. Issued July '85.

Holden: Australia's Driving Futura. 