

TOYOPET

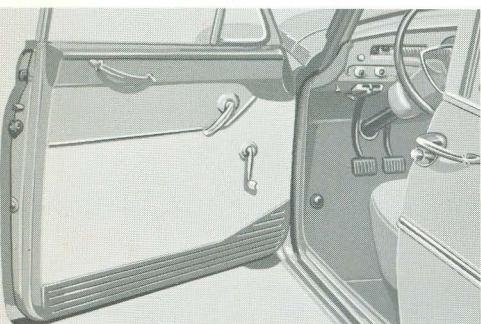
Crown Custom Sedan

RS32

95 HP

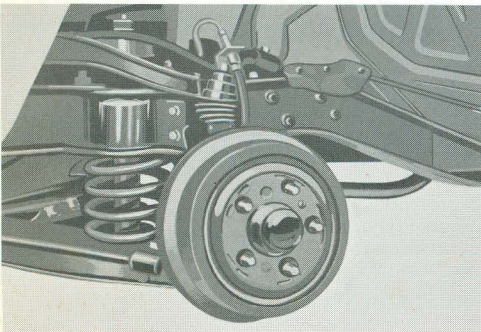


FIRST NEW CAR SO LAVISH WITH EXTRAS—WITHOUT EXTRA COST




DOUBLE BODY CONSTRUCTION No other low price car has this! *Two* steel bodies, one built inside the other, for double protection.


DOUBLE PISTON BRAKES Another super-safety feature! Virtually eliminates chances of brake failure. Larger, bonded, brake linings for faster, surer stops.



EASIER DRIVING Simple, steering column shift. Quick-to-read instruments in handsome panel. Even a speed-safety warning light.



LUXURY FINISH in deep, jewel-like enamel colors enhance the quality of the Crown Custom's coachwork.



CUSTOM TAILORED INTERIOR Decorator designed, craftsman fitted, hand-tailored with style and elegance. Foam rubber seats and deep-pile carpet.

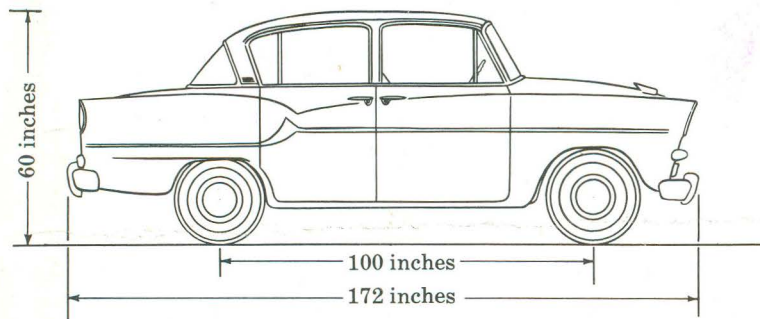
PLUS at no extra cost

- **SPACIOUS TRUNK** lined with rub-proof coating. Locks with separate key.
- **DUAL, 2-SPEED, ELECTRIC WIPERS** and dual padded sun visors.
- **TINTED REAR VIEW MIRROR** to reduce glare at night.
- **FRESH AIR HEATER** and **DEFROSTER** for cosy driving and clear windshield.
- **CIGARETTE LIGHTER** and two, enclosed ashtrays.
- **LINED GLOVE COMPARTMENT** with electrical outlet for shaver and map light.
- **CONCEALED GAS CAP** behind tail light eliminates fuel thefts.


SPECIFICATIONS

RS32

DIMENSIONS AND WEIGHT



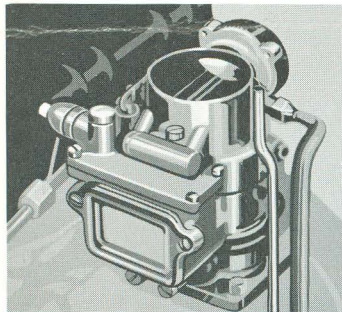
Overall length . . 172 inches	Wheelbase 100 inches
width . . 67 inches	Tread, front . . . 52 inches
height . 60 inches	rear 54 inches
Curb Weight 2700 lbs.	



POWER PACKED,
3R-TYPE 95 H.P. ENGINE,
DESIGNED FOR
PERFORMANCE WITH
ECONOMY

ENGINE Model 3R, gasoline engine, 4 cycle. Valve-in-head.

No. of Cylinders	4
Bore and Stroke	3.47 x 3.07 inches
Displacement	115.8 cubic inches
Compression Ratio	8.3 : 1
Brake HP	95 @ 5000 RPM
Maximum Torque	110 ft. lbs. @ 3000 RPM
Oil Pan Capacity	4.2 U.S. Quarts
Cooling System Capacity	9.0 U.S. Quarts
Battery	12-volt, 55 amp. hour
Fuel Tank Capacity	12.5 U.S. Gallons
Rear Axle Ratio	4.875:1
Steering Ratio	18.5:1
Turning Radius	18.00 feet
Tires	6.40-13, 4 ply, tubeless

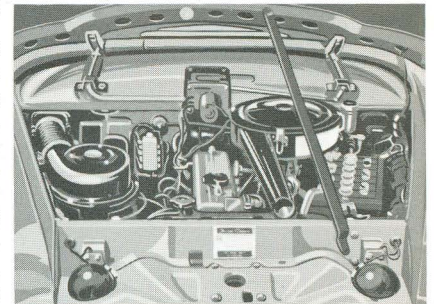


2-BARREL CARBURETOR

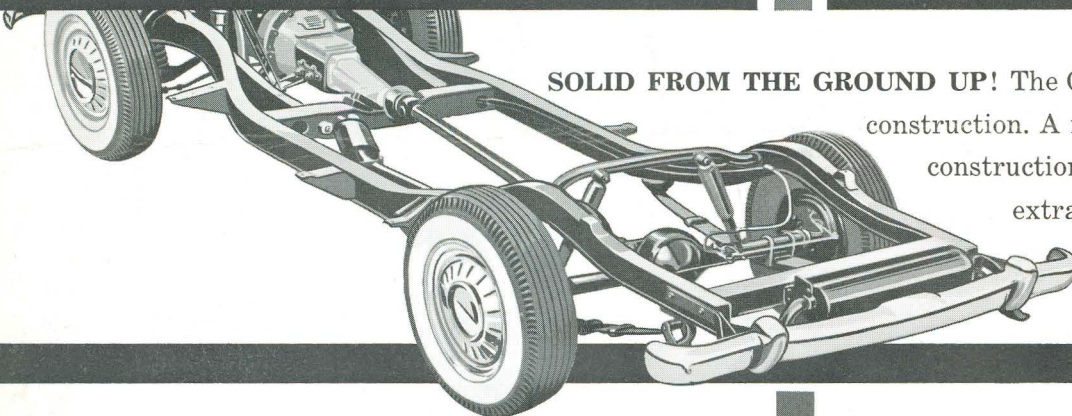
The latest design in engineering efficiency! A down-draft, 2-Barrel carburetor gives you the best fuel economy, *plus* extra power when you need it.

LOW MAINTENANCE

Quicker, more efficient maintenance because everything under the hood is so accessible. A bigger oil filter protects moving parts from excessive wear. Heavy-duty air cleaner insures no dust particles enter the carburetor. You save as you drive the new Toyopet Crown Custom Sedan.



SOLID FROM THE GROUND UP! The Crown Custom has *both* types of safety construction. A rugged box frame *plus* all-welded body construction. Unique, balanced suspension and the extra weight of all-steel construction, gives passengers big-car riding comfort.



**TOYOTA
MOTOR DISTRIBUTORS, INC.**

Los Angeles, San Francisco, Chicago, Newark.

Toyota's policy is one of continual improvement in design and manufacture. The specifications and equipment described in this publication are thus subject to change without notice.