

INTRODUCING THE NEW F-150 09



“The new F-150 goes far beyond capability. It’s a truck built around the way our customers work and live.”

Brian Vought, Vehicle Line Director, Team F-150

WE WATCH, WE LISTEN, WE’RE TRUCK PEOPLE TOO. Years of experience have told us how you use your truck and what you need. The new F-150 is engineered and built to meet those needs – and then some. That’s what Built Ford Tough® is all about.

From its best-in-class¹ capabilities and long-lasting durability, to outstanding interior comfort and driving dynamics, to the most advanced safety systems available on a pickup, the new '09 F-150 delivers at every turn. Beyond what you’ve come to expect from F-150, this new pickup offers an impressive array of technologies and features that work to make life easier. Towing the heaviest load feels more confident and secure. Loading, unloading and managing cargo is faster and easier. Call home, find your way, or get the latest weather with simple voice commands. Even manage your business right from your truck.

Read on and discover how F-150 continues to set the standards by which other pickups are measured. More than ever, F-150 is the right truck for your work life and family life. The proof is in these pages, and behind the wheel.



Vehicles throughout this catalog may be shown with optional and aftermarket equipment. Features listed may be optional and/or require additional equipment. See Specifications section for feature availability. See Specifications section for Footnotes & Disclaimers.

MORE MPG, MORE POWER PAGE 7

- UNSURPASSED 21 MPG HWY.² WITH THE NEW SFE PACKAGE
- 20 MPG HWY.² ON THE NEW 4.6L AND THE 5.4L 3-VALVE V8 4x2s
- 320 HP AND 390 LB.-FT. ON 5.4L 3-VALVE V8 FFV (E85 FUEL)
- NEW 6-SPEED AUTOMATIC TRANSMISSION CONTRIBUTES TO FUEL ECONOMY IMPROVEMENT

BEST TOWING PAGE 9

- BEST-IN-CLASS CAPABILITY: 11,300 LBS. NOW AVAILABLE ON EVERY CAB TYPE
- NEW STANDARD TRAILER SWAY CONTROL
- NEW INTEGRATED TRAILER BRAKE CONTROLLER
- REAR VIEW CAMERA
- TELESCOPING TRAILER TOW MIRRORS

BEST PAYLOAD PAGE 11

- BEST-IN-CLASS CAPABILITY: 3,030 LBS.
- BEST-IN-CLASS CARGO BOX VOLUME
- NEW CLASS-EXCLUSIVE BOX SIDE STEPS
- NEW CLASS-EXCLUSIVE TAILGATE STEP
- NEW STOWABLE BED EXTENDER
- STRONGEST CARGO MANAGEMENT SYSTEM

INTRODUCING THE NEW

2009
F-150



BEST INTERIOR PAGE 15


- QUIETEST F-150 EVER
- ALL-NEW INTERIOR DESIGN
- ALL-NEW, MORE COMFORTABLE SEATS
- NEW FLAT LOADFLOOR IN SUPERCAB AND SUPERCREW
- ONE-TOUCH FOLDING REAR SEAT IN SUPERCREW

BEST CONNECTIVITY PAGE 17

- FORD SYNC®
- ADVANCED NAVIGATION RADIO WITH SIRIUS TRAVEL LINK™ CAPABILITY
- NEW FORD WORK SOLUTIONS™
- SIRIUS® SATELLITE RADIO

SAFEST F-150 PAGE 21

- NEW STANDARD ADVANCETRAC® WITH RSC® (ROLL STABILITY CONTROL™) AND TRAILER SWAY CONTROL
- SAFETY CAGE BUILT FROM NEW HIGH-STRENGTH AND ULTRA-HIGH-STRENGTH STEEL
- STANDARD 6-AIRBAG PROTECTION
- NEW SAFETY CANOPY® SYSTEM WITH ROLL-FOLD SIDE-CURTAIN AIRBAGS AND ROLLOVER PROTECTION
- NEW STANDARD FRONT-SEAT SIDE AIRBAGS



“Built Ford Tough is our promise to build the best.”

Matt O'Leary, Chief Engineer, Team F-150



A QUALITY TRADITION: When you're behind the wheel of a Ford F-150, you're driving the strongest, most capable truck in its class – you're driving the best. The quality of our design, materials and manufacturing sets the standard for all trucks. That's why F-Series has been the best-selling line of trucks in America for 31 years running.

DESIGN AND ENGINEERING CRAFTSMANSHIP: F-Series trucks are the product of more than 90 years of design and engineering expertise, continuously improving our trucks every step of the way. From class-leading capabilities to details like enhanced aerodynamics that help increase fuel economy, Ford trucks (and their drivers) reap the benefits of this experience.

MANUFACTURING EXCELLENCE: Using Ford Virtual Build Simulations, engineers, designers and assembly workers eliminate potential problems before the first truck is built. Digital Pre-Assembly checks and re-checks component robustness in the virtual world to ensure long-term durability and reliability in the real world.

RIGOROUS TESTING: Ford trucks rack up millions of simulated and real-world test miles long before we give the OK to build yours. We crash hundreds of trucks to evaluate and improve occupant safety. To become a Ford truck, design, engineering and manufacturing have to pass a brutal battery of tests that other trucks don't. That's the Built Ford Tough® difference.

OUR NEW F-150: It's new from the ground up and is the toughest F-150 yet. But we've left the best test for last – for you to climb aboard and prove it to yourself.



TOUGHNESS begins with superior design and engineering craftsmanship.



TOUGHNESS integrates ultra-high-strength steel for capability and safety.



TOUGHNESS is built by people who take pride in building the best.



TOUGHNESS is tested over millions of miles and in every terrain.



TOUGHNESS pushes to the extreme to build the safest F-150 yet.

FOUNDING PRINCIPLES

2009
F-150



Toughness right off the line: The new F-150 is built with pride at our Dearborn and Kansas City truck plants.

2009
F-150

STRONGEST FRAME

THE NEW F-150 FRAME USES MORE HIGH-STRENGTH STEEL than ever. It's found in the frame rails, crossmembers and as a reinforcing component at key stress points. New steels and new forming and welding technologies make this frame not only stronger than any frame in the class, but it's lighter as well, which contributes to overall fuel efficiency improvements.

A FULLY BOXED, LADDER-STYLE FRAME is the backbone of F-150's class-leading capabilities. It also contributes to the quietest F-150 interior yet, and a smoother-than-ever ride.

FULLY BOXED CROSSMEMBERS are optimized for strength and are precisely positioned to create the new flat loadfloor.

THROUGHWELDED CROSSMEMBERS help create a highly rigid structure, which mitigates frame flex and contributes to more stable towing.


THE WIDEST REAR LEAF SPRINGS IN THE CLASS ARE ALSO 6" LONGER to provide improved axle control, and balance ride smoothness with best-in-class load capability. The extra length also increases spring life, and the rear spring bushings have been re-tuned to improve ride quality.

Shown here, a completed F-150 chassis and powertrain just before the cab body is added. As it moves down the assembly line, the F-150 rides on a work platform with a height-adjustable "skillet" that raises and lowers the vehicle at each work station. This allows assembly workers more efficient, stress-free access to attach components and sub-assemblies.

"The strongest frame in the class is now even stronger and more capable."

Marcela Arana, Frame Engineer, Team F-150

FULLY BOXED CONSTRUCTION AND HIGH-STRENGTH STEEL deliver best-in-class strength. Computer-aided engineering and frame-gauge optimization pare down the weight. The results are greater towing and hauling capacities, plus remarkable improvements in ride comfort, interior quietness and safety as well.



HYDROFORMED FRAME COMPONENTS allow extremely tight tolerances for manufacturing consistency and enhanced structural performance for safety.

COIL-OVER-SHOCK FRONT SUSPENSION design includes control arm bushings for added lateral stiffness, yet the system delivers a smooth ride, crisp steering and excellent control.

NEW TWIN-TUBE SHOCKS at all 4 corners help deliver a more refined ride and improved control in various road conditions. Rear shocks are mounted outside of the frame rails to reduce body lean and enhance rear axle control.



TUNED SHEAR-STYLE BODY MOUNTS help isolate the body from road vibration for a comfortable, quiet cabin.



IMPROVED BRAKES include a 4-wheel disc Anti-lock Brake System (ABS) with improved pedal feel.

“More power, up to 21 mpg and best-in-class capability. Only F-150 offers them all.”

John Rich, Powertrain Manager, Team F-150

THE NEW F-150 IS MORE EFFICIENT, MORE POWERFUL AND HARDER WORKING THAN EVER. The hot button these days is fuel economy. F-150 now offers efficiency and the serious capability you need to accomplish what you set out to do. A new 4.6L 3-valve V8 engine and new 6-speed automatic transmission lead the way. This combination can achieve up to 21 mpg hwy.² with the new SFE Package. That's unsurpassed by any other gas engine in the class. There's plenty more power choices as well. The standard engine is now the hardworking 4.6L 2-valve V8 and it's rated at 19 mpg hwy. Even the capability champion, the 5.4L 3-valve V8, stretches fuel economy up to 20 mpg hwy. When it comes to power, efficiency and capability, the new F-150 delivers them all.

FUEL ECONOMY IMPROVEMENTS

Fuel economy is high on your list of priorities today. Here are some of the technologies we're using to help meet that need:

NEW F-150 SFE PACKAGE achieves unsurpassed EPA-estimated gas fuel economy of 15 mpg city/21 hwy. through a specific combination of powertrain, axle, wheels, tires and cab aerodynamics.

ENGINE CONTROL SYSTEM UPGRADES precisely manage fuel delivery to the combustion chamber and actively reduce fuel burned during deceleration.

AN ALL-NEW EXHAUST delivers great sound and performance. Its lighter, straight-through design reduces backpressure and improves engine breathing.

IMPROVED AERODYNAMICS and weight reductions help the new F-150 cut through the air with less drag. This contributes to increased fuel efficiency and reduced wind noise.

NEW OPEN-VALVE INJECTION on 3-valve engines delivers a cooler air/fuel charge into the cylinder, allowing for more complete combustion. The result: more power, better fuel economy and lower emissions.

REDUCED IDLE SPEEDS on 3-valve engines use less fuel. Under all conditions, the idle speed is actively minimized to conserve fuel.

A NEW 6-SPEED AUTOMATIC TRANSMISSION supports the best of all worlds: best-in-class capability, outstanding performance and improved fuel economy. Its sophisticated gear set design has proven reliable and durable over millions of customer miles. Heavy-duty clutch pads, a beefy hydraulic pump and a forged output shaft certify it Built Ford Tough.[®] Standard on the 4.6L and 5.4L 3-valve V8s.



MORE EFFICIENT MUSCLE

Powertrain	Max. MPG ²	Max. Payload (lbs.) ³	Max. Towing (lbs.) ³
4.6L 2-Valve V8/4-Speed	19	1,890	6,000
4.6L 3-Valve V8/6-Speed	20	1,930	9,500
SFE Package 4.6L 3-Valve V8	21	1,620	7,500
5.4L 3-Valve V8/6-Speed	20	3,030	11,300

MORE MPG, MORE POWER

2009
F-150



MORE POWER AND CAPABILITY ACROSS THE BOARD

THE 4.6L 2-VALVE V8 ENGINE with 4-speed automatic is now the standard F-150 powerplant. It makes 248 hp and 294 lb.-ft. of torque – a 22% boost in horsepower – while achieving the same fuel economy numbers as the previous base V6 with an automatic transmission. Base-to-base, this standard powertrain combination increases maximum towing capability as much as 2,300 lbs. versus last year.

THE NEW 4.6L 3-VALVE V8 with new 6-speed automatic is a spectacular combination of power and fuel efficiency. Configured and tuned specifically for F-150, it puts out 292 hp and 320 lb.-ft. of torque, and delivers up to 21 mpg.² Versus last year's mid-range engine/transmission, this new setup can increase maximum towing as much as 3,100 lbs.

A MORE POWERFUL 5.4L V8 with new 6-speed automatic gets a horsepower boost up to 320, and twists out 390 lb.-ft. of torque.⁴ Year over year, this new arrangement increases maximum towing capability up to 1,800 lbs. This Flex Fuel (FFV) capable engine runs on E85 (85% ethanol/15% gasoline), straight gas or any blend in between.

“No other pickup can tow so much, so well.”

Dawn Piechocki, Vehicle Integration Supervisor, Team F-150

TOWING CONFIDENCE IS STANDARD ON EVERY NEW F-150. Best-in-class towing involves far more than brute power and braking. That's why F-150 offers a variety of advanced towing-specific technologies, both as standard and optional equipment. F-150 is the first and only truck to combine class-leading towing capability in every cab type, the stabilization technology of standard Trailer Sway Control, and an optional integrated Trailer Brake Controller. The result: towing that feels effortless and more controlled than ever.



NEW TOW/HAUL MODE is standard with F-150's new 6-speed automatic transmission. When activated, the transmission's electronic control unit reduces gear hunting, keeping the engine in its optimum power range while cruising or climbing grades. On downhill grades, the transmission uses engine braking to help slow the truck and its load.



THE NEW FACTORY INTEGRATED TRAILER BRAKE CONTROLLER option uses braking input, vehicle speed, and information from the vehicle's Anti-lock Brake System (ABS) to balance the performance of the truck brakes and electric trailer brakes.



NEW TRAILER SWAY CONTROL is advanced technology that's standard on all '09 F-150s. A yaw motion sensor in the AdvanceTrac® with RSC® (Roll Stability Control™) system can detect trailer sway through the motions of the truck. AdvanceTrac can then automatically take countermeasures, such as selective wheel braking and reducing engine torque, to help maintain control of both the truck and trailer.⁵

MAX. TOWING (lbs.) ³	Regular Cab	SuperCab	SuperCrew
4.6L 2-Valve V8	6,000	5,800	5,700
4.6L 3-Valve V8	8,400	9,500	9,500
5.4L 3-Valve V8	11,300	11,300	11,300

BEST-IN-CLASS TOWING
11,300 LBS
ACROSS ALL 3 CABS

BEST TOWING

**2009
F-150**



“We’ve combined best-in-class payload with the easiest access.”

Christina Hunter, Vehicle Engineer, Team F-150

F-150 PAYLOAD CAPABILITY AND ACCESS ARE LEADING THE WAY. Whether you've got loads of lumber or pallets of pavers, you want to move it efficiently and easily. Either way, the new F-150 has you covered. Its payload capability is best-in-class, and its deep box lets you pack in lots of cargo. Of course, hauling gets even easier when loading and unloading is more convenient. So we offer the best access available in the business, with optional innovative steps on all 3 sides of the cargo box.



CLASS-EXCLUSIVE BOX SIDE STEPS are an innovative new option. They can hold up to 500 lbs. each, and there's one on both sides of the box. Deploy or stow them with your foot — no hands required. Now reaching cargo is a cinch, even gear that's deep in the box. Stepping up on a tire or a bucket is a thing of the past.



A NEW INTEGRATED TAILGATE STEP is another class exclusive. It makes cargo box entry and exit a breeze. Just raise the grab bar and flip down the skid-resistant step. This option stows right in the tailgate.



SEE WEB-VIDEO DEMOS OF THESE NEW FEATURES AT:
fordvehicles.com/2009F150

MAX. PAYLOAD (lbs.) ³	Regular Cab	SuperCab	SuperCrew
4.6L 2-Valve V8	1,890	1,610	1,620
4.6L 3-Valve V8	1,930	1,650	1,690
5.4L 3-Valve V8	3,030	2,650	1,760

NEW BOX SIDE STEPS

BEST-IN-CLASS PAYLOAD
3,030 LBS

BEST PAYLOAD

2009
F-150

NEW TAILGATE STEP

“Innovative tools make you more productive, saving valuable time.”

Todd Eckert, Advanced Product Marketing Manager, Team F-150

SHARP THINKING BECOMES HARDWORKING FEATURES. Tough technology and innovation help you work smarter than ever. Year after year, we put new features on the road before anybody else. Here are some of the practical systems on the new '09 F-150 that help take the hassle out of work and life.

THE REAR VIEW CAMERA

is an amazing option that includes a camera mounted in the tailgate and a video display in the auto-dimming rearview mirror or the available advanced Navigation Radio screen (shown at left). Whenever the vehicle is in reverse, the camera provides a wide-angle view behind the truck. The built-in distance guide on the video display makes the system ideal for trailer hookup or backing up to almost anything.



SEE WEB-VIDEO DEMOS OF THESE NEW FEATURES AT:
fordvehicles.com/2009F150



BEST CONVENIENCE & PRODUCTIVITY

2009
F-150



STRONGEST-IN-CLASS CARGO MANAGEMENT SYSTEM OPTION **A** The system includes 2 dual-channel side rails and 4 adjustable cleats. The cleats are rated at 600 lbs. each and lock in place every 3.5" in either the top or bottom rail channels. **B** The optional Cargo Management Accessory Package adds 2 load bars, which lock to the cleats, and accept up to 100-lb. loads. **C** The Accessory Package also includes a bed divider that's rated to retain loads up to 400 lbs. and a front header bar that provides additional cleat positions at the front of the box. **D** Ford Custom Accessories offers optional composite storage bins* that attach to the side rails and can be locked with the same key as your vehicle.

NEW STOWABLE BED EXTENDER

1 folds out, clamps together and secures to the tailgate with the bolt-action latch. **2** Made of rugged fiberglass-reinforced polypropylene, this optional 21"-tall barrier lets you haul with the tailgate down, or **3** secure smaller loads with the tailgate up. **4** It folds conveniently out of the way when not in use. (Shown with aftermarket bedliner.)



NEW, EXCLUSIVE EASY FUEL™ CAPLESS FUEL-FILLER SYSTEM is standard on F-150. Open the fuel door, gas up, close the door and go. How easy is that?

MANUAL TELESCOPING TRAILER TOW MIRRORS

telescope and fold forward or backward out of the way when maneuvering in tight spaces. These optional mirrors provide large viewing areas and a convex lens designed to improve visibility and reduce blind spots, whether you're towing or not.



2009
F-150

BEST INTERIOR



A NEW FLAT LOADFLOOR PROVIDES MORE ROOM plus greater flexibility. It eliminates the center "hump" and makes loading and unloading large items easier. (Shown in SuperCrew.)

F-150 FX4 SuperCrew ■ Medium Stone Sport Leather-Trimmed Captain's Chairs ■ FX4 Luxury Package ■ Other Available Equipment



"If you want more comfort and the most usable space, F-150 is your truck."


Eric Jackson, Vehicle Packaging Supervisor, Team F-150

F-150 INTERIOR DESIGN, QUALITY AND COMFORT HAVE BECOME A BENCHMARK.

For 2009, an all-new interior expands on that tradition. New "Active Comfort" seats are contoured for comfortable support, even on the longest trips. Rear seatbacks are reclined for a more relaxed, natural seating position. We've engineered quietness throughout all sides of the cabin, top to bottom. This is now the quietest F-150 yet, minimizing wind, road and mechanical noise so effectively, you might forget that you're in a truck.

The spacious 2nd row in the new F-150 SuperCrew puts more room behind the front seats than any truck in the class – that's room you can use and enjoy. Lift the one-touch rear seat to reveal a class-exclusive, easy-loading flat loadfloor and up to 57.6 cu. ft. of cargo space.

You'll appreciate the care that went into this all-new interior every time you climb in.



NEW SUPERCREW ONE-TOUCH 60/40 SPLIT REAR SEAT has mechanically assisted seat bottoms that easily and securely fold up against the back of the cab.



SUPERCREW STRETCHED 6" for extra rear-seat comfort. The SuperCab also gets additional leg room in back.

A NEW CENTER CONSOLE easily holds up to 2 laptops and, with hanging file rails, it even works as a file cabinet. It locks securely with your ignition key.



2009
F-150

BEST CONNECTIVITY



“This technology keeps you connected wherever you go.”

Leann Cerven, Electrical Engineer, Team F-150

AVAILABLE FEATURES MAKE WORK EASIER AND LIFE MORE CONVENIENT. And the all-new center stack puts them conveniently within reach. Many available functions can also be controlled from the steering wheel. Technology and intuitive design give you a sense of command like never before in the '09 F-150.



FORD SYNC/Phone Interface



SIRIUS TRAVEL LINK/Weather Map



SIRIUS TRAVEL LINK/Points of Interest Information and Fuel Prices



NAVIGATION RADIO/Home Photo Album and SIRIUS Satellite Radio

FORD SYNC,[®] powered by Microsoft,[®] can make time spent in your Ford F-150 even more enjoyable. The latest voice-activated communications and entertainment systems help keep you connected. Simple voice commands let you control most Bluetooth[®]-enabled mobile phones and popular digital media players.⁷ It's versatile, affordable and optional exclusively on select Ford vehicles.

SIRIUS TRAVEL LINK[®] can find the nearest gas station (and prices), map your way around an accident, provide the weather forecast, and keep you connected with the latest sports scores and movie listings.

THE ADVANCED NAVIGATION RADIO option takes your voice instructions and replies with turn-by-turn directions to get you where you want to go. Includes an 8" in-dash screen; a SONY[®] single-CD/DVD player with MP3, DVD-audio and DVD-video capabilities; a nearly 10-GB music jukebox; and SIRIUS Satellite Radio with Travel Link[™] capability.

SIRIUS SATELLITE RADIO delivers over 130 channels of digital programming, including sports, news, talk, entertainment and 100% commercial-free music. It even includes 6 months of service.



2009
F-150

FORD WORK SOLUTIONS™



ONBOARD WIRELESS

COMPUTING POWER: This Internet-capable in-dash Windows CE computing and communications system, from MAGNETI MARELLI, is the heart of Ford Work Solutions. With its wireless keyboard, you can create documents and spreadsheets – even print them if you add the available wireless printer. You can download files from the web via the Sprint® Mobile Broadband Network.⁹ Full-function, voice-activated navigation from Garmin® is also included. Now your office is truly on the road. (To avoid driving distractions, some functions are disabled while the truck is in gear.)

“Powerful, practical tools no other truck offers can help you take care of business.”



Ed Pleet, Product Development Supervisor, Team F-150

SMART TOOLS FOR TOUGH JOBS. Only the toughest name in trucks could assemble this all-star lineup. From communications and computing to navigation, fleet tracking and security, every position is filled by a pro. Now, your Built Ford Tough® F-150 can be a productivity powerhouse. Run your business remotely. Combat tool loss, theft and downtime. Track your fleet for top efficiency. You ask, Ford delivers.



CABLE LOCK: Here's a sure way to wreck a thief's day: the Ford Work Solutions Cable Lock by Master Lock.[®] A rugged, retractable, vinyl-coated cable spools out of the case mounted in the cargo box. It snakes through tool handles and equipment frames to secure those items in the box. A heavy-duty locking shackle clips to any cargo box tie-down or back onto the cable itself. Your gear is secured, yet easy to access.



TOOL LINK:™ Ford Work Solutions Tool Link⁷ from DeWALT[®] uses Radio Frequency Identification (RFID) technology to tell you what's in your truck and what isn't.¹⁰ Tool Link automatically checks the truck before you leave for a job to make sure you have the tools you need. It checks again at the end of the workday to see that all the gear you used at the job site is back on board. It's a great productivity tool that can save time and avoid wasted trips.



CREW CHIEF:™ With Crew Chief telematic devices on your trucks, you can tell where every truck in your fleet is, 24/7. Just pull up the website on the Ford Work Solutions in-dash computing system in your truck, or use any computer with web access. Crew Chief, offered by Microlise,[™] shows which truck is closest to the job you need done. It can also provide information that's vital to the life of your trucks and your profits. Optional diagnostics and maintenance reports⁹ can help keep your maintenance up to date.



“No other pickup delivers this level of safety engineering and technology.”

Len Shaner, Safety Supervisor, Team F-150

THE NEW F-150 SETS A HIGHER SAFETY STANDARD by introducing more accident avoidance technology and passenger protection systems than any pickup before it. Standard AdvanceTrac® with RSC® (Roll Stability Control™), Safety Canopy® System with roll-fold side-curtain airbags, and high-strength safety cage structure work together in this remarkably safe truck. We're confident this is the safest F-150 yet.



THE NEW STANDARD SAFETY CANOPY SYSTEM (above) offers protection in certain side-impact collisions or rollover events. Its advanced side-curtain airbags with roll-fold technology can slide the side-curtain between the window glass and an occupant's head if they are leaning toward the glass. Newly designed front-seat side "K" bags (in yellow) help dissipate crash forces to help enhance protection of the chest in certain side-impact events.

NEW HYDROFORMED FRONT STRUCTURES are made from one-piece tubes. Integrated with the roof pillar, they are designed to help direct impact forces up and over the passenger cabin. Their unique shape allows them to perform effectively in various crash situations.

NEW HIGH-STRENGTH STEEL ROOF BOWS are large and wide to help stiffen the cab structure.

ULTRA-HIGH-STRENGTH STEEL ROOF RAILS start at the base of the A-pillar and are hydroformed to run up and over doors in a single piece. Hydroforming changes the steel properties to increase its strength by 20%.

NEW, HIGH-STRENGTH STEEL REAR ROOF STRUCTURE is fully boxed for increased strength.

NEW HEAD RESTRAINTS improve head and neck protection in certain types of collisions.

NEW SEATS are designed to help properly position passengers for improved safety belt and airbag effectiveness.

STAMPED-STEEL FRONT HORNS are engineered to help manage crash forces.

NEW PASSENGER SAFETY CAGE (shown in red) is re-engineered and manufactured with ultra-high-strength and high-strength steels. The resulting structure is 75% stronger, yet only 7% heavier than its predecessor.

NEW BORON STEEL-REINFORCED B-PILLARS (SuperCrew only, not shown) use a spine formed from steel that is hot stamped to achieve a yield strength that is 3 times stronger to enhance side-impact protection.

ADVANCETRAC WITH RSC (ROLL STABILITY CONTROL) (left) is standard on every F-150. The system helps drivers maintain control of their vehicle during extreme steering maneuvers by helping to keep the vehicle headed in the driver's intended direction, even when the vehicle nears or exceeds the limits of road traction. Unlike competitors' systems, this Ford-exclusive system uses a second gyroscopic roll-rate sensor to accurately measure the vehicle's roll motion. If a significant roll angle is detected, the system applies additional countermeasures to enhance roll resistance. Trailer Sway Control builds on this system's capability when towing.

SAFEST F-150

**2009
F-150**

2009
F-150

BEST SELECTION

Welcome to the widest range of pickups on the road.

THERE ARE SO MANY CHOICES because people use F-150 in so many ways. From the get-it-done XL to the new top-of-the-line in tough luxury PLATINUM, there is an F-150 for every work need and lifestyle. Take a look at all these choices, from powertrains, cabs and cargo box styles, to wheels, colors and interior trim. So take your time and enjoy. You're sure to find the F-150 that's just right for you.

XL	25	LARIAT	35
STX	27	KING RANCH®	39
XLT	29	PLATINUM	41
FX4	33		

Left to Right: XLT Regular Cab 4x4 in Royal Red/Brilliant Silver Two-Tone ■ FX4 SuperCab in Blue Flame ■ LARIAT SuperCrew 4x4 in Razor Red ■ All Shown with Other Available Equipment

2009
F-150

XL



AVAILABLE CLOTH 40/20/40 SPLIT FRONT SEATS WITH UNDER-SEAT STORAGE

F-150 XL gets the job done and comes back for more.

THE ADVANCEMENTS THAT MAKE THE NEW F-150 THE BEST are all right here. The standard 4.6L 2-valve V8, strongest frame, and the enhanced braking and suspension systems are ready for serious work. Properly equipped, it can haul up to 3,030 lbs. or tow all the way up to 11,300 lbs. The all-new interior and a smooth, quiet ride also come standard. They're as much a part of F-150 as its legendary durability.

XL OVERVIEW

Available in Regular Cab, SuperCab and SuperCrew ■ New Trailer Sway Control standard ■ New AdvanceTrac® with RSC® (Roll Stability Control™) standard ■ Safety Canopy® System and front-seat side airbags standard ■ Standard vinyl 40/20/40 split front seats ■ New manual air conditioning standard ■ Standard 4.6L 2-valve V8 with 4-speed automatic (Regular Cab and SuperCab) ■ Standard 4.6L 3-valve V8 with 6-speed automatic and Tow/Haul Mode (SuperCrew 4x4) ■ Available 5.4L 3-valve V8 FFV with 6-speed automatic and Tow/Haul Mode

HEAVY-DUTY PAYLOAD PACKAGE

Heavy-duty shock absorbers and springs ■ 72-amp-hr. battery ■ Upgraded radiator and auxiliary transmission oil cooler ■ 9.75" rear axle gear set ■ 3.73 axle ratio ■ High-capacity 17" 7-lug steel wheels ■ LT245/75R17E all-terrain BSW tires



2009
F-150

STX



Tough that lights up the night: F-150 STX.

STX HAS ALL THE RUGGED CAPABILITY you expect from F-150 combined with unique features inside and out. Its monochromatic exterior and machined-aluminum wheels define the STX look. Cloth seats provide cruising comfort, and the AM/FM stereo/single-CD player with auxiliary input lets you listen to your own playlists from any compatible audio player. More custom upgrades are yours for the taking with the new STX Décor and STX Plus Packages.



STANDARD 40/20/40 SPLIT FRONT CLOTH SEATS WITH FOLD-DOWN ARMREST

NEW STX DÉCOR PACKAGE

18" machined cast-aluminum wheels ■ P265/60R18 all-season OWL tires (4x2)
■ P275/65R18 all-terrain OWL tires (4x4) ■ 5" chrome tubular running boards (SuperCab) ■ 4" polished stainless steel tubular running boards (Regular Cab)

NEW STX PLUS PACKAGE

Fog lamps ■ Cruise control

FORD SYNC®

Order up the hottest voice-activated communications and entertainment option yet. Phone friends from your Bluetooth®-enabled phone or call up your own playlist – all with simple voice commands.†

SIRIUS SATELLITE RADIO®

The Best Radio on Radio™ delivers over 130 channels – sports, news, talk, entertainment and 100% commercial-free music. And you get 6 months of service in the bargain.



NEW STANDARD STX 17" MACHINED-ALUMINUM WHEEL

2009
F-150

XLT



For whatever life throws at you, XLT is the right tool for the job.

EVERYDAY VERSATILITY AND HARDWORKING VALUE top the list of XLT's many virtues. It's available with every powertrain combination, cab style and box size. If hauling and towing are priorities, the available 320-hp* 5.4L 3-valve V8, Heavy-Duty Payload Package and Max. Trailer Tow Package equip XLT to handle best-in-class loads. Standard 17" machined-aluminum wheels, chrome grille and chrome bumpers ensure you'll arrive in style, no matter the task.



INNOVATIVE BOX SIDE STEPS provide quick and easy access to the cargo box and make F-150 an even more able truck. Optional on the 6.5' or the 8' box.

XLT CHROME PACKAGE

- 18" chrome-clad aluminum wheels
 - P265/60R18 all-season OWL tires (4x2)
 - P275/65R18 all-terrain OWL tires (4x4)
 - Chrome door handles with black bezels
 - 5" chrome tubular running boards
 - Chrome exhaust tip
 - Chrome front tow hooks (4x4 only)
 - Color-coordinated leather-wrapped steering wheel
- Optional: 20" chrome-clad aluminum wheels



NEW 18" CHROME-CLAD ALUMINUM WHEEL standard with XLT Chrome Package

2009
F-150

XLT



Build it the way you want. That's the heart of XLT.

THERE'S EVEN MORE TO LIKE ON THE INSIDE OF XLT. Standard remote keyless entry, power sideview mirrors, windows and locks, plus premium cloth seating make it very comfortable for work and play alike. Cruise control and a driver seat with manual lumbar help on long trips. And there are options like a 6-disc in-dash CD changer and Ford SYNC.[®] Yet for all its good looks and comforts, this is one durable interior – ready to handle whatever you (or your crew) can dish out.



AVAILABLE 6-WAY POWER DRIVER SEAT



AVAILABLE POWER-ADJUSTABLE PEDALS

NEW XLT CONVENIENCE PACKAGE

Power, heated sideview mirrors with integrated turn-signal indicators and auto-dimming driver-side feature ■ Auto-dimming rearview mirror ■ Fog lamps ■ Power-adjustable pedals ■ 6-way power driver seat (SuperCab and SuperCrew)

A LARGE CENTER CONSOLE with optional front captain's chairs keeps essential items handy.



2009
F-150

FX4

For whatever you're into, FX4 is ready to get you out there.

OUT INTO MUD BOGS, ROCKY TERRAIN, AND FOREST TWO-TRACKS: FX4 is the off-road athlete of the F-150 lineup. It's got the power, equipment and aggressive off-road style to take you way, way out of town. Available in SuperCab or SuperCrew, it also features a level of interior refinement that feels like home, wherever you roam.

FX4 OVERVIEW

Color-coordinated bumpers ■ Black grille with body-color surround ■ 18" machined cast-aluminum wheels ■ 320-hp⁴ 5.4L 3-valve V8 ■ New 3.73 electronic-locking rear differential standard ■ Electronic Shift-On-the Fly (ESOF) ■ Front crossmember, transfer case and fuel tank skid plates ■ Trailer Tow Package now standard ■ Sport cloth 40/20/40 split front seats ■ 6-way power driver seat now standard ■ SIRIUS Satellite Radio with 6-month subscription standard
Optional: FX4 Plus Package ■ 17" machined-aluminum wheels ■ LT275/70R17C all-terrain OWL tires ■ 20" 6-spoke machined-aluminum wheels



FX4 LUXURY PACKAGE blends added refinement with FX4's off-road credentials. It includes Ford SYNC,[®] 6-disc in-dash CD changer, FX4 sport leather-trimmed front captain's chairs, heated front seats, 10-way power-adjustable front seats, memory driver seat, and more.



NEW ELECTRONIC-LOCKING REAR DIFFERENTIAL takes FX4 above and beyond where other trucks fear to go. Its heavy-duty dog-clutch gear set equips it to eat up the toughest terrain. Simply engage the system with the 4WD switch, and the gears lock together to minimize rear-wheel spin and ensure maximum power is delivered to the rear wheels.¹¹

2009
F-150

LARIAT



LARIAT delivers capability and luxury with no compromises.

UNDER THE SKIN, LARIAT IS BUILT FORD TOUGH® – equipped to tow and haul whatever your interests require. Inside, an impressive list of standard features makes it as comfortable for work as it is after hours. When you're ready for tough *and* luxury, climb into the truck that supplies plenty of both – the new '09 F-150 LARIAT.



POWER-SLIDING MOONROOF option slides open or tilts forward to let in just the right amount of air and sun.

LARIAT CHROME PACKAGE

18" chrome-clad aluminum wheels
■ 5" chrome tubular running boards
■ Chrome exhaust tip ■ Chrome front tow hooks (4x4) ■ Power, heated, chrome-capped sideview mirrors with memory, integrated turn-signal indicators and auto-dimming driver-side feature

Optional: 20" chrome-clad aluminum wheels



NEW LARIAT OPTIONAL
20" MACHINED-ALUMINUM WHEEL

THE NEW F-150 TAILGATE DESIGN has a flared top rail and additional sculpting, both of which improve aerodynamics. Decreasing air turbulence behind the truck contributes to better fuel economy, and that can mean fewer trips to the pump.



2009
F-150

LARIAT



Life has its rewards. This is one of them.

LARIAT IS MORE THAN A TRUCK, IT'S AN EXPERIENCE. From the traditional comfort of leather-trimmed seating to the cutting-edge Ford SYNC® voice-activated communications and entertainment system, the list of standard features goes on and on. Find just the right driving position in the 10-way power driver seat and then lock it in with the memory function. Warm up on heated front seats, and set your personal comfort zone with Dual-zone Electronic Automatic Temperature Control. Tune in commercial-free music on SIRIUS Satellite Radio. Now this is living, LARIAT style.



NAVIGATION RADIO OPTION features an 8" in-dash screen; a SONY® single-CD/DVD player with MP3, DVD-audio and DVD-video capabilities; a nearly 10-GB music jukebox; and SIRIUS Satellite Radio with Travel Link.

HEATED AND COOLED POWER FRONT SEATS provide the driver and front passenger with ultimate year-round comfort. These 10-way-adjustable seats are optional on LARIAT.



2009
F-150

KING RANCH®



F-150 KING RANCH® ■ Chaparral Leather Trim ■ Standard Front Captain's Chairs with Flow-Through Console ■ Other Available Equipment

Hardworkin', tough-haulin' luxury — that's KING RANCH.®

BORN DEEP IN THE HEART OF TEXAS, this F-150 bears the famed "Running U"™ brand. Crafted with exceptional materials, its Western spirit is proudly displayed inside and out. Can a truck so finely appointed be counted on to get the job done? You better believe it. F-150 KING RANCH® is Built Ford Tough® through and through.

F-150 KING RANCH® OVERVIEW

Two-tone paint scheme with Pueblo Gold lower accents ■ Unique KING RANCH® tailgate and fender badges ■ 18" aluminum wheels with KING RANCH® logo center caps ■ Chrome grille ■ Pueblo Gold box rail/tailgate moldings and platform running boards ■ Power-fold, heated, chrome-capped sideview mirrors with memory, integrated turn-signal indicators, security approach lamps and auto-dimming driver-side feature ■ KING RANCH® Chaparral leather-trimmed, 10-way power, heated and cooled front captain's chairs ■ Memory driver seat ■ Front flow-through console and floor shifter with KING RANCH® leather kit ■ 6-disc in-dash CD changer with MP3 capability and auxiliary audio input jack ■ Rear View Camera ■ Reverse Sensing System ■ And more



OPTIONAL 20" PREMIUM
PAINTED-ALUMINUM WHEEL



F-150 KING RANCH® SuperCrew 4x4 ■ Oxford White/Pueblo Gold Two-Tone ■ Other Available Equipment

2009
F-150

PLATINUM



The ultimate in Built Ford Tough® luxury: F-150 PLATINUM.

EXCEPTIONAL TRANSPORTATION AND CAPABILITY: these qualities set the new F-150 PLATINUM apart. From its intricate satin-finish grille and 20" polished machined-aluminum wheels, to its distinctive tailgate accent panel, a cool, calm and collected style complements the way this F-150 goes about its business: Get the job done — and while you're at it — really enjoy the ride.



EXCLUSIVE POWER-DEPLOYABLE RUNNING BOARDS extend when a door opens. Their wide surface allows easy entry and exit for everyone. They can also be disabled if you prefer.

PLATINUM EXTERIOR OVERVIEW

Satin-finish grille surround with chrome mesh insert and satin-finish tailgate panel ■ Body-color bumpers and wheel-lip moldings ■ Body-color door handle bezels with chrome handles ■ Bright bodyside accent moldings ■ Chrome front tow hooks (4x4 only) ■ Chrome exhaust tip ■ Power-deployable running boards ■ Power-fold, heated, chrome-capped sideview mirrors with integrated turn-signal indicators and auto-dimming driver-side feature ■ Rain-sensing windshield wipers ■ And more



STANDARD PLATINUM 20" POLISHED FORGED-ALUMINUM WHEEL



A SATIN-FINISH TAILGATE PANEL adds the final touch.

2009
F-150

PLATINUM



Nothing else compares.


ITS HIGH CRAFTSMANSHIP is marked by unique leather trim with contrasting stitched inserts. The brushed-aluminum finish on the center stack and floor console is another singular touch. A special laminated windshield and additional sound insulation in the firewall quiet road and wind noise to near silence. In short, no effort was spared to create an even higher level of tough luxury in the finest F-150 of all.

PLATINUM INTERIOR OVERVIEW

Front flow-through console with unique leather-trimmed lid and shift lever ■ Unique center panel and console finish, bright inserts in scuff plates, and unique instrument cluster face ■ Unique leather-trimmed, 10-way power, heated and cooled front captain's chairs ■ 6-disc in-dash CD changer with MP3 capability and auxiliary audio input jack ■ Leather-trimmed steering wheel with real wood insert and power tilt column ■ Memory system for power front seats, sideview mirrors, tilt steering wheel and power-adjustable pedals ■ Reverse Sensing System ■ Rear View Camera ■ Power-sliding rear window ■ Universal Garage Door Opener



HEATED AND COOLED POWER FRONT SEATS treat you to year-round comfort. These 10-way, power-adjustable seats are standard on PLATINUM.



SONY® PREMIUM AUDIO is an option on select models that offers outstanding sound. It includes 700 watts of power, a 6-disc in-dash CD changer with MP3 capability and an auxiliary audio input jack to hook up any compatible player. The 10-speaker system delivers pure digital clarity and features a subwoofer for deep, rich bass.



SONY SUBWOOFER includes its own amplifier to power its clean, thundering bass. The speaker/amp combination is housed in a tuned enclosure to deliver the low frequencies that blend perfectly with the output of additional mid-range and high-frequency speakers.

2009
F-150

CHOICES

TOUGH DECISIONS

Here it is, the full lineup of new 2009 F-150s. Each step up the line adds more standard features and benefits. In addition to this already complete list of content, you can add options and packages to create a truck that's just right for you. And every one is Built Ford Tough.®

Vehicles shown with optional equipment.



XL

AVAILABLE CABS

Regular Cab ■ SuperCab ■ SuperCrew

AVAILABLE ENGINES

4.6L 2-valve V8 ■ 4.6L 3-valve V8
■ 5.4L 3-valve V8

STANDARD EQUIPMENT

AdvanceTrac® with RSC® (Roll Stability Control™)

- Trailer Sway Control ■ Personal Safety System®
- Safety Canopy® System ■ SOS Post-Crash Alert System¹² ■ Argent-painted front and rear step bumpers ■ Black bar-style grille with Black surround ■ Black front bumper upper fascia ■ Black manual sideview mirrors (Regular Cab and SuperCab) ■ Black, power sideview mirrors (SuperCrew) ■ Easy Fuel™ capless fuel-filler system ■ 17" grey styled-steel wheels ■ Solar-tinted glass with fixed rear window ■ Air conditioning ■ AM/FM stereo with clock ■ Visors with driver-side map strap and passenger-side mirror ■ Urethane steering wheel ■ Tachometer ■ Black vinyl floor covering (Regular Cab and SuperCab) ■ Color-coordinated carpet and floor mats (SuperCrew) ■ Vinyl 40/20/40 split front seats ■ Tire Pressure Monitoring System (excludes spare) ■ Display center ■ Rear vinyl 60/40 split flip-up seat ■ Manual windows (Regular Cab and SuperCab) ■ Power windows and door locks (SuperCrew)



STX

AVAILABLE CABS

Regular Cab ■ SuperCab

AVAILABLE ENGINES

4.6L 2-valve V8 ■ 4.6L 3-valve V8

STANDARD EQUIPMENT

Includes all XL features, plus:

- STX decals ■ Body-color front and rear step bumpers, grille surround and front bumper upper fascia ■ 17" machined-aluminum wheels ■ AM/FM stereo/single-CD player ■ Auxiliary audio input jack ■ Cloth 40/20/40 split front seats with driver manual lumbar ■ Front-seat center armrest with storage bin and cupholders ■ Rear cloth 60/40 split flip-up seat (SuperCab) ■ Rear cupholders (SuperCab)



XLT

AVAILABLE CABS

Regular Cab ■ SuperCab ■ SuperCrew

AVAILABLE ENGINES

4.6L 2-valve V8 ■ 4.6L 3-valve V8
■ 5.4L 3-valve V8

STANDARD EQUIPMENT

Includes all STX features, plus:

- Chrome front and rear step bumpers ■ Chrome bar-style grille with chrome surround ■ Remote keyless-entry system ■ Power sideview mirrors ■ 17" machined-aluminum wheels with painted accents ■ Autolamp ■ Power accessory delay ■ Cruise control ■ Color-coordinated urethane steering wheel ■ Visors with covered mirrors ■ Power windows, including 2nd-row on SuperCab and SuperCrew ■ Power door locks ■ Outside temperature and compass display ■ Premium cloth 40/20/40 split front seats ■ Rear premium cloth 60/40 split flip-up seat (SuperCab and SuperCrew) ■ Rear cupholders (SuperCab and SuperCrew) ■ Fixed rear window with privacy glass



FX4

AVAILABLE CABS

SuperCab ■ SuperCrew

AVAILABLE ENGINE

■ 5.4L 3-valve V8

STANDARD EQUIPMENT

Includes all XLT features, plus:

- FX4 OFF-ROAD decals ■ Color-coordinated front and rear step bumpers ■ Black bar-style grille with body-color surround ■ Fog lamps ■ Sterling Grey wheel-lip moldings ■ SecuriCode™ keyless-entry keypad ■ 18" machined cast-aluminum wheels ■ Electronic Shift-On-the-Fly (ESOF) ■ Electronic-locking rear axle ■ Skid plates — 2 steel (front crossmember and transfer case), 1 composite (fuel tank) ■ Trailer Tow Package ■ SIRIUS Satellite Radio ■ Black leather-wrapped steering wheel ■ Black rubber off-road floor mats ■ Sport cloth 40/20/40 split front seats with driver and right-front-passenger manual lumbar ■ 6-way power driver seat ■ Rear-window defroster



LARIAT

AVAILABLE CABS

SuperCab ■ SuperCrew

AVAILABLE ENGINE

■ 5.4L 3-valve V8

STANDARD EQUIPMENT

Includes all FX4 features, plus:

- Chrome front/rear step bumpers and color-coordinated wheel-lip moldings (with monotone paint) ■ Pueblo Gold front/rear step bumpers and wheel-lip moldings (with two-tone paint) ■ Chrome 2-bar grille with Silver-painted mesh insert ■ Power, heated sideview mirrors with memory, integrated turn-signal indicators and auto-dimming driver-side feature ■ 18" bright-aluminum wheels ■ Body-color door handles ■ Lighted, covered visor vanity mirrors ■ Dual-zone Electronic Automatic Temperature Control ■ Ford SYNC® ■ Color-coordinated, carpeted floor mats ■ Message center ■ Heated front seats ■ Color-coordinated, leather-wrapped steering wheel with secondary audio and climate controls ■ 10-way power front seats ■ Memory driver seat ■ Leather-trimmed seats ■ Auto-dimming rearview mirror ■ Power-adjustable pedals with memory



KING RANCH®

AVAILABLE CAB

SuperCrew

AVAILABLE ENGINE

■ 5.4L 3-valve V8

STANDARD EQUIPMENT

Includes all LARIAT features, plus:

- 2-bar grille with chrome surround and color-coordinated mesh insert ■ Two-tone paint with Pueblo Gold lower accent color; Pueblo Gold front/rear bumpers and wheel-lip moldings ■ Power-fold, heated, chrome-capped sideview mirrors with memory, integrated turn-signal indicators, security approach lamps and auto-dimming driver-side feature ■ 18" 7-spoke aluminum wheels with KING RANCH® logo wheel ornaments ■ Color-coordinated box side-rail and tailgate moldings, and platform running boards ■ Chaparral leather-wrapped steering wheel ■ AM/FM stereo/6-disc in-dash CD changer with MP3 capability and speed-compensated volume control ■ Universal Garage Door Opener ■ Woodgrain-style trim ■ Chaparral leather-trimmed, 10-way power, heated and cooled front captain's chairs ■ Front flow-through console with Chaparral leather-trimmed lid and floor shifter ■ Chaparral leather-trimmed 60/40 split fold-up rear bench with folding armrest ■ Unique KING RANCH® badges and floor mats ■ Reverse Sensing System ■ Rear View Camera



PLATINUM

AVAILABLE CAB

SuperCrew

AVAILABLE ENGINE

■ 5.4L 3-valve V8

STANDARD EQUIPMENT

Includes all LARIAT features, plus:

- Satin-finish grille surround with chrome mesh insert ■ Body-color front/rear bumpers and wheel-lip moldings ■ Chrome front tow hooks (4x4) ■ PLATINUM badges ■ Chrome door handles ■ Power-deployable running boards ■ Power-fold, heated, chrome-capped sideview mirrors with memory, integrated turn-signal indicators, security approach lamps and auto-dimming driver-side feature ■ 20" polished forged-aluminum wheels ■ Bright bodyside accent moldings ■ High-gloss Black B-pillar appliqué ■ Chrome exhaust tip ■ Satin-finish tailgate appliqué ■ Unique leather-wrapped steering wheel with power tilt column and memory ■ Unique brushed-aluminum appliqué on center panel and console ■ AM/FM stereo/6-disc in-dash CD changer with MP3 capability and speed-compensated volume control ■ Sun visors with covered illuminated mirrors and Universal Garage Door Opener ■ Unique leather-trimmed, 10-way power, heated and cooled front captain's chairs ■ Front flow-through console with unique leather-trimmed lid and floor shifter ■ Unique leather-trimmed 60/40 split one-touch fold-up rear bench with folding armrest ■ Unique scuff plates and instrument cluster face ■ Power-sliding rear window ■ Rain-sensing windshield wipers ■ Reverse Sensing System ■ Rear View Camera



SPECIFICATIONS

STANDARD FEATURES

MECHANICAL	
100,000-mile tune-up interval ¹³	
Electronic Brakeforce Distribution (EBD)	
Fail-safe engine cooling system	
Gas-pressurized twin-tube shock absorbers	
Hood-open assist mechanisms	
Lightweight aluminum hood	
Maintenance-free 58-amp.-hr., 540-CCA battery with battery saver	
Power 4-wheel vented-disc brakes with Anti-lock Brake System (ABS)	
Power rack-and-pinion steering	
Spare tire with underframe winch and lock	
Stabilizer bar – Front	
Stainless steel exhaust system (major components)	
Suspension – Front: long-spindle, double-wishbone coil-over-shock; rear: leaf springs	
Tire Pressure Monitoring System (excludes spare)	
Trailer tow – 4-pin connector	

SAFETY/SECURITY	
Personal Safety System [®] for driver and right-front passenger – Includes dual-stage front airbags, ¹⁴ safety belt pretensioners, safety belt energy-management retractors, safety belt usage sensors, driver-seat position sensor, crash severity sensor, restraint control module and Front-Passenger Sensing System ¹⁵	
Safety Canopy [®] System with side-curtain airbags ¹⁴ for all rows and rollover sensor	
Front-seat side airbags ¹⁴	
AdvanceTrac [®] with RSC [™] (Roll Stability Control [™])	
Alert chimes – Headlamps-on, key-in-ignition and safety belt	
Belt-Minder [®] safety belt reminder – Driver and right-front-passenger	
Brake/shift interlock	
Fuel pump inertia shutoff switch	
LATCH – Lower anchors and tether anchors for child-safety seats	
Safety belts – 3-point for all front-outboard-seating positions, all rear seat positions and Regular Cab front-center position	
Safety belt – 2-point front-center (SuperCab and SuperCrew)	
SecuriLock [®] passive anti-theft ignition system	
Side-intrusion door beams	
SOS Post-Crash Alert System ¹²	
Trailer Sway Control	

INTERIOR	
Air conditioning – Manual	
Assist/grab handle – Right-front-passenger	
Assist/grab handles – Rear outboard positions (SuperCrew)	
Coat hooks – 2	
Cupholders – Front; 2 on instrument panel (n/a with Mechanical Shift-On-the-Fly) and 1 in each front-door map pocket	
Display center	
Front dome or map lights	
Front-door map pockets	
Gauges – Tachometer, fuel, voltmeter, oil pressure, engine coolant temperature, speedometer and odometer	
Glove compartment	
Horn – Dual-note	
Power points – Front (all models) and rear (in SuperCab and SuperCrew models)	
Tilt steering wheel	

EXTERIOR	
Cargo box lamp – Integrated into center high-mounted stop lamp	
Cargo box tie-downs – 4	
Easy Fuel [™] capless fuel-filler system	
Headlamps – Aerodynamic clear-lens dual-beam halogen	
Stake-bed pockets (n/a with Flareside or 5.5' box)	
Tailgate – Removable with key lock and Tailgate Assist [™]	
Tow hooks – 2 in front (4x4 only)	
Windshield wipers – Intermittent	

FEATURES & OPTIONS

XL	
STX	
XLT	
FX4	
LARIAT	
MECHANICAL	
4.6L EFI 2-valve V8 with 4-speed automatic overdrive	
4.6L EFI 3-valve V8 with 6-speed automatic overdrive with Tow/Haul Mode (n/a with 4x2 Regular Cab 126" WB)	
5.4L EFI SOHC 3-valve V8 FFV with electronic 6-speed automatic overdrive with Tow/Haul Mode (n/a with 4x2 Regular Cab 126" WB)	
Axle – Non-limited-slip rear (3.15, 3.31, 3.55 or 3.73 ratio) ¹⁶	
Axle – Limited-slip rear (3.55 or 3.73 ratio) ¹⁶	
Axle – 3.73 electronic-locking rear	
Fuel tank – 26-gallon capacity	
Fuel tank – 36-gallon capacity	

WHEELS & TIRES	
17" grey styled-steel wheels	
17" machined-aluminum wheels	
17" machined-aluminum wheels with painted accents (optional on XL SuperCrew only)	
17" machined-aluminum wheels with dark painted accents	
17" 7-lug grey steel wheels (req. Heavy-Duty Payload Package; Regular Cab and SuperCab only)	
18" bright-aluminum wheels	
18" chrome-clad aluminum wheels (incl. with SFE Package and XLT and LARIAT Chrome Packages)	
18" machined cast-aluminum wheels (incl. with STX Décor Package)	
18" 7-spoke aluminum wheels with KING RANCH [®] painted accents (incl. with KING RANCH [®] Package)	
20" chrome-clad aluminum wheels (req. XLT or LARIAT Chrome Package and 5.4L V8)	
20" 6-spoke machined-aluminum wheels – Includes sport-tuned shocks (n/a with Regular Cab 126" WB or SuperCab 133" WB)	
20" polished forged-aluminum wheels (incl. with PLATINUM Package)	
20" premium painted-aluminum wheels (req. KING RANCH [®] Package)	
P235/70R17 all-season BSW tires (5) – 4x2 (Regular Cab and SuperCab)	
P235/75R17 all-terrain BSW tires (5) – 4x4 (Regular Cab and SuperCab)	
P255/65R17 all-season OWL tires (4) – 4x2 (optional on XL and XLT Regular Cab and SuperCab; standard on SuperCrew)	
P255/70R17 all-terrain OWL tires (4) – 4x4 (optional on XL and XLT Regular Cab and SuperCab; standard on SuperCrew)	
LT245/75R17E all-terrain BSW tires (5) – 4x2/4x4 (req. Heavy-Duty Payload and Max. Trailer Tow Packages; Regular Cab and SuperCab)	
LT245/70R17D all-terrain BSW tires (5) – 4x4 (optional on XL and XLT 4x4 without Heavy-Duty Payload Package; n/a on Regular Cab 126" WB)	
LT275/70R17C all-terrain OWL tires (4) – 4x4	
P265/60R18 all-season OWL tires (5) – 4x2 (incl. with SFE, STX Décor and XLT Chrome Packages)	
P275/65R18 all-terrain OWL tires (4) – 4x4 (incl. with STX Décor and XLT Chrome Packages)	
LT275/65R18C all-terrain OWL tires (4) – 4x4 (XLT req. XLT Chrome Package)	
P275/55R20 all-season OWL tires (4) – 4x2 (SuperCab and SuperCrew; XLT req. XLT Chrome Package and 5.4L V8)	
P275/55R20 all-terrain OWL tires (4) – 4x4 (SuperCab and SuperCrew; XLT req. XLT Chrome Package and 5.4L V8)	

4x4-ONLY FEATURES	
Mechanical Shift-On-the-Fly (MSOF) transfer case (Regular Cab and SuperCab)	
Electronic Shift-On-the-Fly (ESOF) transfer case (standard on SuperCrew; req. with Flareside, 4.6L 3-valve and 5.4L 3-valve)	
Skid plates – Steel plates for front crossmember and transfer case; composite plate for fuel tank	

EXTERIOR	
8' box – Styleside (Regular Cab) 145" WB	
8' box – Styleside (SuperCab with Heavy-Duty Payload Package) 163" WB	

XL	
STX	
XLT	
FX4	
LARIAT	
EXTERIOR (continued)	
6.5' box – Styleside (Regular Cab) 126" WB	
6.5' box – Styleside (SuperCab) 145" WB	
6.5' box – Styleside (SuperCrew) 157" WB	
6.5' box – Flareside (Regular Cab) 126" WB	
6.5' box – Flareside (SuperCab) 145" WB	
6.5' box – Flareside (SuperCrew) 157" WB	
5.5' box – Styleside (SuperCab) 133" WB	
5.5' box – Styleside (SuperCrew) 145" WB	
Box Side Steps (6.5' or 8' Styleside box only)	
Cargo Management System – Includes 2 dual-channel side rails and 4 tie-down cleats (6.5' Styleside)	
Fog lamps (XL req. XL Décor Group)	
Integrated Trailer Brake Controller (req. Trailer Tow or Max. Trailer Tow Package; XL req. fog lamps and XL Décor Group; XLT req. fog lamps)	
Rear View Camera – Includes camera mounted in tailgate (n/a with Flareside; req. Reverse Sensing System)	
Remote keyless entry with 2 fobs; illuminated entry with panic button (XL SuperCrew only)	
Reverse Sensing System (req. Trailer Tow or Max. Trailer Tow Package)	
Running boards – Black platform (XL SuperCab and SuperCrew only)	
Running boards – 4" polished stainless steel tubular	
Running boards – 5" chrome tubular (STX SuperCab only; XLT SuperCab/SuperCrew)	
SecuriCode [™] keyless-entry keypad – Driver door-mounted	
Sideview mirrors – Manual (XL Regular Cab and SuperCab only)	
Sideview mirrors – Power (XL SuperCrew only)	
Sideview mirrors – Power, heated with integrated turn-signal indicators and auto-dimming driver-side feature	
Sideview mirrors – Power, heated with memory, integrated turn-signal indicators, body-color caps and auto-dimming driver-side feature (incl. with FX4 Luxury Package)	
Sideview mirrors – Power, heated with memory, integrated turn-signal indicators, chrome caps and auto-dimming driver-side feature (incl. with LARIAT Chrome Package)	
Sideview mirrors – Power-fold, heated with memory, integrated turn-signal indicators, security approach lamps, chrome caps and auto-dimming driver-side feature (req. KING RANCH [®] or PLATINUM Package)	
Sideview mirrors – Manual glass/telescoping trailer tow (req. Max. Trailer Tow Package; XL Regular Cab and SuperCab only)	
Sideview mirrors – Power, heated glass/manual telescoping trailer tow with integrated turn-signal indicators and security approach lamps (req. Max. Trailer Tow Package)	
Sideview mirrors – Power, heated glass/manual telescoping trailer tow with integrated turn-signal indicators, chrome caps, memory and security approach lamps (FX4 req. FX4 Luxury Package; req. Max. Trailer Tow Package)	
Sideview mirrors – Power, heated glass/manual telescoping trailer tow with integrated turn-signal indicators, chrome caps, memory and security approach lamps (req. KING RANCH [®] PLATINUM or LARIAT Chrome Package; req. Max. Trailer Tow Package)	
Stowable bed extender (n/a with Flareside)	
Tailgate Step (n/a with Flareside)	
Two-tone paint – Standard on FX4 Flareside (incl. with KING RANCH [®] Package; n/a with PLATINUM Package)	

SEATING	
Front vinyl 40/20/40 split (optional with XL Décor Group)	
Front cloth 40/20/40 split with driver manual lumbar (incl. with XL Décor Group)	
Front premium cloth 40/20/40 split with driver manual lumbar	
Front sport cloth 40/20/40 split with dual manual lumbar and 6-way power driver seat	
Front leather-trimmed 40/20/40 split with driver-side memory, and 10-way power heated driver and right-front-passenger seats (10-way seat includes lumbar)	
Outside temperature and compass display	
Overhead console with 2 storage bins and map lights	
Power accessory delay	

SEATING (continued)	
Front premium cloth captain's chairs with driver manual lumbar and center console (SuperCab and SuperCrew; SuperCab 4x4 req. ESOF)	
Front sport cloth captain's chairs with dual manual lumbar and flow-through console including rear air vents and floor shifter	
Front sport leather-trimmed captain's chairs with dual manual lumbar and flow-through console including rear air vents and floor shifter (incl. with FX4 Luxury Package)	
Front leather-trimmed captain's chairs, 10-way power, heated and cooled with driver-side memory and flow-through console including rear air vents (incl. with KING RANCH [®] and PLATINUM Packages)	
6-way power driver seat (SuperCab and SuperCrew; XLT req. Convenience Package)	
Rear vinyl 60/40 split flip-up seat (SuperCab and SuperCrew)	
Rear premium vinyl 60/40 split flip-up seat (SuperCab and SuperCrew)	
Rear cloth 60/40 split flip-up seat (SuperCab; one-touch flip-up on SuperCrew)	
Rear leather-trimmed 60/40 split one-touch flip-up seat with folding armrest (SuperCrew; incl. with FX4 Luxury Package)	

INTERIOR	
Air conditioning – Manual	
Air conditioning – Dual-zone Electronic Automatic Temperature Control (DEATC)	
AM/FM stereo with clock	
AM/FM stereo/single-CD player with MP3 capability, auxiliary audio input jack, speed-compensated volume control, information display with compass, and clock (incl. with XL Plus Package)	
AM/FM stereo/6-disc in-dash CD changer with MP3 capability, auxiliary audio input jack, speed-compensated volume control and information display with compass	
SONY [®] AM/FM stereo/6-disc in-dash CD changer with MP3 capability, auxiliary audio input jack, speed-compensated volume control and information display with compass	
Navigation Radio with 8" in-dash screen and SONY single-CD/DVD player with MP3, DVD-audio and DVD-video capabilities; internal hard drive for map and points of interest storage and nearly 10-GB jukebox; SIRIUS Satellite Radio with Travel Link [™] capability; includes subwoofer, speed-compensated volume control, steering wheel-mounted audio and Navigation System controls and auto-dimming rearview mirror with microphone (FX4 req. FX4 Luxury Package)	
SIRIUS Satellite Radio – Includes integrated satellite receiver, roof-mounted antenna and 6-month subscription (Regular Cab and SuperCab 4x4 req. ESOF)	
Ford SYNC [®] – Includes steering wheel-mounted audio/SYNC controls and auto-dimming rearview mirror with microphone (req. cruise control and audio system with CD player)	
Black vinyl floor covering (Regular Cab and SuperCab)	
Carpet – Color-coordinated with carpeted front and rear floor mats	
Carpet – Color-coordinated with Black rubber off-road front and rear floor mats	
Cruise control – Steering wheel-mounted	
Cupholders – Floor console (MSOF 4x4 only)	
Cupholders – Deployable under center seat (4x2 and ESOF 4x4 only)	
Cupholders – Rear doors (SuperCab and SuperCrew)	
Fade-to-off interior lighting (XL SuperCrew only)	
Floor mat – Full coverage rubber (XL and STX req. carpet)	
Interior rear dome light (Regular Cab and SuperCab)	
Interior dome light with front map lights (SuperCrew)	
Interior front map lights (XLT SuperCab and SuperCrew only)	
Message center/trip computer – Includes display center features plus distance-to-empty, average fuel economy, multiple language display choices and temperature readout options	
Outside temperature and compass display	
Overhead console with 2 storage bins and map lights	
Power accessory delay	

XL	
STX	
XLT	
FX4	
LARIAT	
SEATING (continued)	
Front premium cloth captain's chairs with driver manual lumbar and center console (SuperCab and SuperCrew; SuperCab 4x4 req. ESOF)	
Front sport cloth captain's chairs with dual manual lumbar and flow-through console including rear air vents and floor shifter	
Front sport leather-trimmed captain's chairs with dual manual lumbar and flow-through console including rear air vents and floor shifter (incl. with FX4 Luxury Package)	
Front leather-trimmed captain's chairs, 10-way power, heated and cooled with driver-side memory and flow-through console including rear air vents (incl. with KING RANCH [®] and PLATINUM Packages)	
6-way power driver seat (SuperCab and SuperCrew; XLT req. Convenience Package)	
Rear vinyl 60/40 split flip-up seat (SuperCab and SuperCrew)	
Rear premium vinyl 60/40 split flip-up seat (SuperCab and SuperCrew)	
Rear cloth 60/40 split flip-up seat (SuperCab; one-touch flip-up on SuperCrew)	
Rear leather-trimmed 60/40 split one-touch flip-up seat with folding armrest (SuperCrew; incl. with FX4 Luxury Package)	

INTERIOR	
Air conditioning – Manual	
Air conditioning – Dual-zone Electronic Automatic Temperature Control (DEATC)	
AM/FM stereo with clock	
AM/FM stereo/single-CD player with MP3 capability, auxiliary audio input jack, speed-compensated volume control, information display with compass, and clock (incl. with XL Plus Package)	
AM/FM stereo/6-disc in-dash CD changer with MP3 capability, auxiliary audio input jack, speed-compensated volume control and information display with compass	
SONY [®] AM/FM stereo/6-disc in-dash CD changer with MP3 capability, auxiliary audio input jack, speed-compensated volume control and information display with compass	
Navigation Radio with 8" in-dash screen and SONY single-CD/DVD player with MP3, DVD-audio and DVD-video capabilities; internal hard drive for map and points of interest storage and nearly 10-GB jukebox; SIRIUS Satellite Radio with Travel Link [™] capability; includes subwoofer, speed-compensated volume control, steering wheel-mounted audio and Navigation System controls and auto-dimming rearview mirror with microphone (FX4 req. FX4 Luxury Package)	
SIRIUS Satellite Radio – Includes integrated satellite receiver, roof-mounted antenna and 6-month subscription (Regular Cab and SuperCab 4x4 req. ESOF)	
Ford SYNC [®] – Includes steering wheel-mounted audio/SYNC controls and auto-dimming rearview mirror with microphone (req. cruise control and audio system with CD player)	
Black vinyl floor covering (Regular Cab and SuperCab)	
Carpet – Color-coordinated with carpeted front and rear floor mats	
Carpet – Color-coordinated with Black rubber off-road front and rear floor mats	
Cruise control – Steering wheel-mounted	
Cupholders – Floor console (MSOF 4x4 only)	
Cupholders – Deployable under center seat (4x2 and ESOF 4x4 only)	
Cupholders – Rear doors (SuperCab and SuperCrew)	
Fade-to-off interior lighting (XL SuperCrew only)	
Floor mat – Full coverage rubber (XL and STX req. carpet)	
Interior rear dome light (Regular Cab and SuperCab)	
Interior dome light with front map lights (SuperCrew)	
Interior front map lights (XLT SuperCab and SuperCrew only)	
Message center/trip computer – Includes display center features plus distance-to-empty, average fuel economy, multiple language display choices and temperature readout options	
Outside temperature and compass display	
Overhead console with 2 storage bins and map lights	
Power accessory delay	

INTERIOR (continued)	
Power-adjustable pedals	
Power-adjustable pedals with memory	
Power door locks with autolock (XL SuperCrew only)	
Power Equipment Group – Includes power door locks, windows and sideview mirrors; illuminated entry and autolamp (standard XL SuperCrew)	
Power moonroof – Includes one-touch-open/-close and overhead console with single storage bin	
Power point – Rear (SuperCab and SuperCrew)	
Rear window – Fixed with solar-tinted glass	
Rear window – Fixed with privacy glass	
Rear window – Fixed with privacy glass and defroster	
Rear window – Manual sliding with privacy glass (n/a with defroster)	
Rear window – Power sliding with privacy glass (n/a with defroster; req. power driver seat on XLT SuperCab and SuperCrew)	
Steering wheel – Urethane	
Steering wheel – Urethane, color-coordinated	
Steering wheel – Leather-wrapped, Black	
Steering wheel – Leather-wrapped, color-coordinated	
Steering wheel-mounted audio controls	
Windows – 1st-row manual (Regular Cab and SuperCab)	
Windows – 1st-row power with one-touch-down driver-window feature (XL SuperCrew)	
Windows – 2nd-row fixed (SuperCab)	
Windows – 2nd-row power (SuperCab and SuperCrew; XL SuperCrew only)	

PACKAGES	
SFE Package – Achieves EPA-estimated 15 mpg city/21 hwy. ² and includes 4.6L 3-valve V8, 6-speed automatic transmission, 3.15 axle, 18" chrome-clad aluminum wheels and P265/60R18 all-season OWL tires (req. 145" WB SuperCrew 4x2 with 5.5' Styleside box)	
Cargo Management Accessory Package – Pickup box divider, pickup box front header bar (incl. 2 tie-down cleats) and 2 pickup box load bars (req. Cargo Management System)	
Max. Trailer Tow Package (req. for towing over 5000 lbs.) – Includes Class IV trailer hitch receiver; 7-pin wiring harness; upgraded radiator; auxiliary transmission oil cooler; upgraded rear bumper; upgraded rear springs; heavy-duty front eye bushing; and 20:1 steering gear ratio (optional heavy-duty 72-amp.-hr. battery; XL Regular Cab/SuperCab; restrictions apply – see dealer for details)	
Heavy-Duty Payload Package – Increases GVWR to 8200 lbs. for improved payload and towing; LT245/75R17E all-terrain BSW tires; 17" 7-lug steel wheels; heavy-duty shock absorbers, frame and 72-amp.-hr. battery; upgraded springs and radiator; auxiliary transmission oil cooler; rear axle with 9.75" gear set and 3.73 gear ratio (Regular Cab and SuperCab with 5.4L V8 only; req. Max. Trailer Tow Package)	
Snow Plow Prep Package – Available with 4x4 only (req. Heavy-Duty Payload Package) and includes upgraded springs (Regular Cab and SuperCab; restrictions apply – see dealer for details)	
Trailer Tow Package (req. for towing over 5000 lbs.) – Includes Class IV trailer hitch receiver; 7-pin wiring harness; upgraded radiator; and auxiliary transmission oil cooler (optional heavy-duty 72-amp.-hr. battery)	
XL Décor Group – Includes chrome front/rear bumpers and cloth 40/20/40 split front seats with driver manual lumbar	
XL Plus Package – Includes AM/FM stereo with single-CD player; auxiliary audio input jack; and cruise control	
STX Décor Package – Includes 18" machined cast-aluminum wheels; P265/60R18 all-season OWL tires (4x2), P275/65R18 all-terrain OWL tires (4x4); 5" chrome tubular running boards (Regular Cab), 4" polished stainless steel tubular running boards (Regular Cab)	
STX Plus Package – Includes fog lamps and cruise control	

XL	
STX	
XLT	
FX4	
LARIAT	
PACKAGES (continued)	
XLT Chrome Package – Includes chrome front tow hooks; 18" chrome-clad aluminum wheels; P265/60R18 all-season OWL tires (4x2) or P275/65R18 all-terrain OWL tires (4x4); chrome door handles with black bezels; 5" chrome tubular running boards; chrome exhaust tip; color-coordinated, leather-wrapped steering wheel (SuperCab and SuperCrew)	
XLT Convenience Package – Includes power, heated sideview mirrors with integrated turn-signal indicators and auto-dimming driver-side feature; auto-dimming rearview mirror; fog lamps; 6-way power driver seat (SuperCab and SuperCrew only); and power-adjustable pedals	
FX4 Luxury Package – Includes Dual-zone Electronic Automatic Temperature Control; steering wheel with secondary audio/climate controls; heated front seats; memory driver seat; power-adjustable pedals with memory; Reverse Sensing System; body-color door handles with SecuriCode keyless-entry keypad; FX4 sport leather-trimmed, 10-way power front captain's chairs; front flow-through console and floor shifter; auto-dimming rearview mirror with microphone; power, heated sideview mirrors with memory and body-color caps; AM/FM stereo/6-disc in-dash CD changer; and SYNC (SuperCab and SuperCrew)	
FX4 Plus Package – Includes AM/FM stereo/6-disc in-dash CD changer with MP3 capability; auxiliary audio input jack; power, heated sideview mirrors with integrated turn-signal indicators and auto-dimming driver-side feature; auto-dimming rearview mirror; power-adjustable pedals; and Reverse Sensing System	
KING RANCH[®] Package – See Model Lineup on page 45 (SuperCrew only)	
LARIAT Chrome Package – Includes 18" chrome-clad aluminum wheels; 5" chrome tubular running boards; chrome exhaust tip; chrome front tow hooks (4x4); power, heated sideview mirrors with integrated turn-signal indicators, chrome caps, memory and auto-dimming driver-side feature	
LARIAT Plus Package – Includes AM/FM stereo/6-disc in-dash CD changer with MP3 capability; auxiliary audio input jack; Universal Garage Door Opener; Reverse Sensing System; and Rear View Camera	
PLATINUM Package – See Model Lineup on page 45 (SuperCrew only)	

3RD-PARTY UPFIT PREP PACKAGES	
MidBox Prep Package – Includes 145" WB Regular Cab with 5.5' box or 163" WB SuperCab with 5.5' box; via ship-thru process, truck is upfitted with MidBox between cab and pickup box	

FACTORY-INOICED/DEALER-INSTALLED ACCESSORIES	
Chrome bug shield (n/a with PLATINUM Package)	
Power Code [™] Remote Start System (req. Power Equipment Group; n/a with PLATINUM Package)	

FORD WORK SOLUTIONS [™]	
In-dash Windows CE computer with touch screen (n/a with SYNC or SIRIUS Satellite Radio; deletes standard radio)	
Crew Chief [™] (n/a with SYNC or in-dash computer)	
Tool Link [™] (req. in-dash computer; n/a with Cargo Management System, SYNC, satellite radio, or Flareside box)	
Cable Lock by Master Lock [®]	

XL	
STX	
XLT	
FX4	
LARIAT	
PACKAGES (continued)	
XLT Chrome Package – Includes chrome front tow hooks; 18" chrome-clad aluminum wheels; P265/60R18 all-season OWL tires (4x2) or P275/65R18 all-terrain OWL tires (4x4); chrome door handles with black bezels; 5" chrome tubular running boards; chrome exhaust tip; color-coordinated, leather-wrapped steering wheel (SuperCab and SuperCrew)	
XLT Convenience Package – Includes power, heated sideview mirrors with integrated turn-signal indicators and auto-dimming driver-side feature; auto-dimming rearview mirror; fog lamps; 6-way power driver seat (SuperCab and SuperCrew only); and power-adjustable pedals	
FX4 Luxury Package – Includes Dual-zone Electronic Automatic Temperature Control; steering wheel with secondary audio/climate controls; heated front seats; memory driver seat; power-adjustable pedals with memory; Reverse Sensing System; body-color door handles with SecuriCode keyless-entry keypad; FX4 sport leather-trimmed, 10-way power front captain's chairs; front flow-through console and floor shifter; auto-dimming rearview mirror with microphone; power, heated sideview mirrors with memory and body-color caps; AM/FM stereo/6-disc in-dash CD changer; and SYNC (SuperCab and SuperCrew)	
FX4 Plus Package – Includes AM/FM stereo/6-disc in-dash CD changer with MP3 capability; auxiliary audio input jack; power, heated sideview mirrors with integrated turn-signal indicators and auto-dimming driver-side feature; auto-dimming rearview mirror; power-adjustable pedals; and Reverse Sensing System	
KING RANCH[®] Package – See Model Lineup on page 45 (SuperCrew only)	
LARIAT Chrome Package – Includes 18" chrome-clad aluminum wheels; 5" chrome tubular running boards; chrome exhaust tip; chrome front tow hooks (4x4); power, heated sideview mirrors with integrated turn-signal indicators, chrome caps, memory and auto-dimming driver-side feature	
LARIAT Plus Package – Includes AM/FM stereo/6-disc in-dash CD changer with MP3 capability; auxiliary audio input jack; Universal Garage Door Opener; Reverse Sensing System; and Rear View Camera	
PLATINUM Package – See Model Lineup on page 45 (SuperCrew only)	

3RD-PARTY UPFIT PREP PACKAGES	
MidBox Prep Package – Includes 145" WB Regular Cab with 5.5' box or 163" WB SuperCab with 5.5' box; via ship-thru process, truck is upfitted with MidBox between cab and pickup box	

FACTORY-INOICED/DEALER-INSTALLED ACCESSORIES	
Chrome bug shield (n/a with PLATINUM Package)	
Power Code [™] Remote Start System (req. Power Equipment Group; n/a with PLATINUM Package)	

FORD WORK SOLUTIONS [™]	
In-dash Windows CE computer with touch screen (n/a with SYNC or SIRIUS Satellite Radio;	

2009
F-150

WHEELS



- A. 17" Grey Styled-Steel (XL)
- B. 17" Machined-Aluminum (STX)
- C. 17" Machined-Aluminum with Painted Accents (XLT)

- D. 18" Machined Cast-Aluminum (FX4; STX Décor Package)
- E. 18" Bright-Aluminum (LARIAT)
- F. 17" 7-Lug Grey Styled-Steel (Heavy-Duty Payload Package)

- G. 17" Machined-Aluminum with Dark Painted Accents (FX4 – Option)
- H. 18" Chrome-Clad Aluminum (SFE Package and XLT and LARIAT Chrome Packages)
- I. 20" 6-Spoke Machined-Aluminum (FX4 and LARIAT – Option)

- J. 18" 7-Spoke Aluminum with KING RANCH® Painted Accents (KING RANCH®)
- K. 20" Chrome-Clad Aluminum (XLT and LARIAT Chrome Packages – Option)
- L. 20" Premium Painted-Aluminum (KING RANCH® – Option)
- M. 20" Polished Forged-Aluminum (PLATINUM)

ACCESSORIES

CUSTOMIZE YOUR F-150

- | | |
|--|---|
| A. Dual INVISION® DVD Headrests* | Also available:
Katzkin® Leather seat covers* |
| B. Remote start systems | Fender flares* |
| C. Interior cargo organizer | HD Radio®* |
| D. 22" chrome wheels** | Blaupunkt® subwoofer* |
| E. 22" chrome wheels** | Ashcup/coin holder/
Smoker's Pack |
| F. Sport Liner™ | Power sliding rear window |
| G. Chrome exhaust tip | Manual sliding rear window |
| H. Retractable bed hooks | Bed extender |
| I. Garmin® nüvi® Portable Navigation System* | Bed mat |
| J. Bedliner | Retractable side step |
| K. 6" step bars | Soft roll-up tonneau cover* |
| L. Thule® racks* | Hard folding tonneau cover* |
| M. Trailer tow mirrors | Hard tonneau cover (color-matched)* |
| N. Soft folding tonneau cover* | Tailgate liner |
| | Cargo Management System and composite storage bins |
| | Spray-in bedliner** |
| | Bug deflector |
| | Moonroof deflector |
| | Side window deflectors |
| | Locking fuel plug |
| | Running boards |
| | Elliptical step bars |
| | Splash guards |
| | Keyless entry keypad |
| | Trailer hitch balls/draw bars |
| | Wheel locks |
| | Electrochromic mirrors |
| | Premium carpeted floor mats |
| | All-weather vinyl floor mats |
| | Hitch wire harness |

*Ford Licensed Accessories. **Suspension kits are required on certain vehicle applications and spare tire. See dealer for details. †See dealer for availability. Garmin is a registered trademark of Garmin Ltd.

Visit fordaccessories.com to use the Accessorizer, learn complete accessory details and view purchase instructions.

custom accessories 

Genuine Ford Accessories will be warranted for whichever provides you the greatest benefit: 12 months or 12,000 miles (whichever occurs first), or the remainder of your Bumper-to-Bumper 3-year/36,000-mile New Vehicle Limited Warranty. Contact your local Ford Dealer for details and a copy of the limited warranty. Ford Licensed Accessories (FLA) are warranted by the accessory manufacturer's warranty. Contact your Ford Dealer for details regarding the manufacturer's limited warranty and/or a copy of the FLA product limited warranty offered by the accessory manufacturer.



SPECIFICATIONS

PAYLOAD PACKAGES

REGULAR CAB 4x2 STYLE			
WHEELBASE	ENGINE	MAX. PAYLOAD (LBS.)	GVWR (LBS.)
126"	4.6L 2-valve	1690	6450
145"	4.6L 2-valve	1890	6750
	4.6L 3-valve	1930	6850
	5.4L 3-valve	2050	7050
	5.4L 3-valve	3030	8200 ¹⁷

SUPERCAB 4x2 STYLE			
WHEELBASE	ENGINE	MAX. PAYLOAD (LBS.)	GVWR (LBS.)
133"	4.6L 2-valve	1500	6500
	4.6L 3-valve	1490	6550
	5.4L 3-valve	1520	6700
145"	4.6L 2-valve	1610	6700
	4.6L 3-valve	1650	6800
	5.4L 3-valve	1770	7000
163"	5.4L 3-valve	2650	8200 ¹⁷

SUPERCREW 4x2 STYLE			
WHEELBASE	ENGINE	MAX. PAYLOAD (LBS.)	GVWR (LBS.)
145"	4.6L 2-valve	1620	6800
	4.6L 3-valve	1620	6900
	4.6L 3-valve	1690	6900 ¹⁸
	5.4L 3-valve	1760	7100
157"	4.6L 2-valve	1490	6800
	4.6L 3-valve	1560	6900
	5.4L 3-valve	1690	7100

REGULAR CAB 4x4 STYLE			
WHEELBASE	ENGINE	MAX. PAYLOAD (LBS.)	GVWR (LBS.)
126"	4.6L 2-valve	1660	6650
	4.6L 3-valve	1710	6750
	5.4L 3-valve	1680	6800
145"	4.6L 2-valve	1840	6950
	4.6L 3-valve	1890	7050
	5.4L 3-valve	1950	7200
	5.4L 3-valve	2730	8200 ¹⁷

SUPERCAB 4x4 STYLE			
WHEELBASE	ENGINE	MAX. PAYLOAD (LBS.)	GVWR (LBS.)
133"	4.6L 2-valve	1430	6700
	4.6L 3-valve	1480	6800
	5.4L 3-valve	1480	6950
145"	4.6L 2-valve	1440	6850
	4.6L 3-valve	1490	6950
	5.4L 3-valve	1680	7200
163"	5.4L 3-valve	2340	8200 ¹⁷

SUPERCREW 4x4 STYLE			
WHEELBASE	ENGINE	MAX. PAYLOAD (LBS.)	GVWR (LBS.)
145"	4.6L 3-valve	1390	6950
	5.4L 3-valve	1560	7200
157"	4.6L 3-valve	1390	7000
	5.4L 3-valve	1500	7200

REGULAR CAB 4x2 FLARESIDE			
WHEELBASE	ENGINE	MAX. PAYLOAD (LBS.)	GVWR (LBS.)
126"	4.6L 2-valve	1670	6450

SUPERCAB 4x2 FLARESIDE			
WHEELBASE	ENGINE	MAX. PAYLOAD (LBS.)	GVWR (LBS.)
145"	4.6L 2-valve	1590	6700
	4.6L 3-valve	1630	6800
	5.4L 3-valve	1800	7050

SUPERCREW 4x2 FLARESIDE			
WHEELBASE	ENGINE	MAX. PAYLOAD (LBS.)	GVWR (LBS.)
157"	4.6L 2-valve	1470	6800
	4.6L 3-valve	1540	6900
	5.4L 3-valve	1670	7100

REGULAR CAB 4x4 FLARESIDE			
WHEELBASE	ENGINE	MAX. PAYLOAD (LBS.)	GVWR (LBS.)
126"	4.6L 2-valve	1640	6650
	4.6L 3-valve	1690	6750
	5.4L 3-valve	1660	6800

SUPERCAB 4x4 FLARESIDE			
WHEELBASE	ENGINE	MAX. PAYLOAD (LBS.)	GVWR (LBS.)
145"	4.6L 2-valve	1420	6850
	4.6L 3-valve	1470	6950
	5.4L 3-valve	1660	7200

SUPERCREW 4x4 FLARESIDE			
WHEELBASE	ENGINE	MAX. PAYLOAD (LBS.)	GVWR (LBS.)
157"	4.6L 3-valve	1370	7000
	5.4L 3-valve	1480	7200

Note: All figures are subject to change.

ENGINES

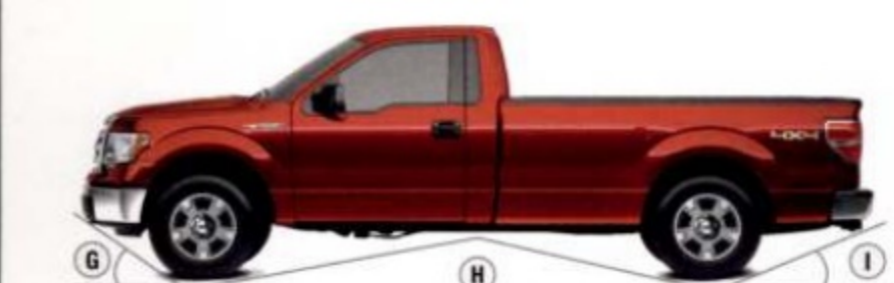
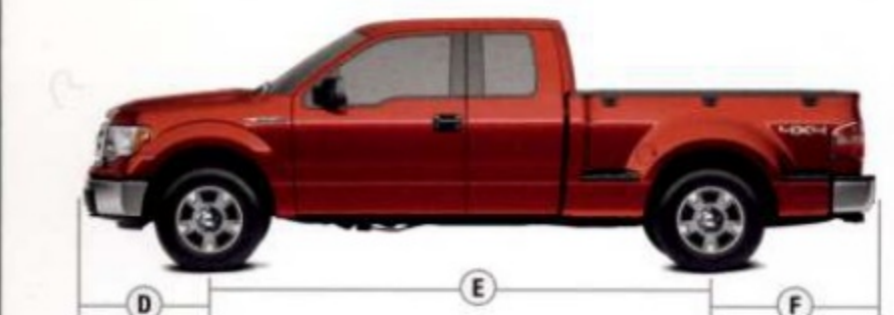
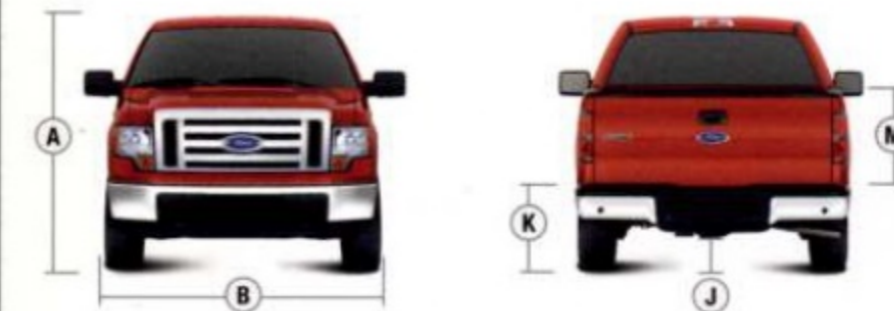
ENGINE	TRANSMISSION	HORSEPOWER (hp @ rpm)	TORQUE (lb.-ft. @ rpm)	2009 EPA-ESTIMATED FUEL ECONOMY ¹⁹			
				4x2		4x4	
				CITY	HWY.	CITY	HWY.
4.6L 2-valve V8	4-speed auto. O/D	248 @ 4750	294 @ 4000	14 mpg	19 mpg	14 mpg	18 mpg
4.6L 3-valve V8	6-speed auto. O/D	292 @ 5700	320 @ 4000	15 mpg	20 mpg	14 mpg	19 mpg
4.6L 3-valve V8 (SFE) ¹⁸	6-speed auto. O/D	292 @ 5700	320 @ 4000	15 mpg	21 mpg	—	—
5.4L 3-valve V8 (gas)	6-speed auto. O/D	310 @ 5000	365 @ 3500	14 mpg	20 mpg	14 mpg	18 mpg
5.4L 3-valve V8 (E85)	6-speed auto. O/D	320 @ 5200	390 @ 3500	10 mpg	14 mpg	10 mpg	13 mpg

CONVENTIONAL TOWING – MAXIMUM LOADED TRAILER WEIGHT RATINGS (LBS.)

ENGINE	AXLE RATIO	MAX. GCWR (LBS.)	REGULAR CAB 4x2		REGULAR CAB 4x4		SUPERCAB 4x2		SUPERCAB 4x4			SUPERCREW 4x2		SUPERCREW 4x4	
			126" WB	145" WB	126" WB	145" WB	133" WB	145" WB	163" WB	133" WB	145" WB	163" WB	145" WB	157" WB	145" WB
4.6L 2-valve V8 with 4-Speed Automatic	3.55	10,400	5400	—	—	5200	—	—	—	—	—	—	—	—	—
		10,600	—	5500	—	—	—	5300	—	—	—	—	—	—	—
	3.73	10,900	5900	—	5700	—	5700	—	—	5400	—	—	—	—	—
		11,100	—	6000	—	5800	—	5800	—	—	5500	—	—	—	—
	3.15	13,600	—	—	—	—	—	—	—	—	—	—	7500 ¹⁸	5600	—
		13,100	—	8000	—	—	—	—	—	—	—	—	—	—	—
	3.55	13,500	—	—	—	—	8200	—	—	—	—	—	8100	8000	—
		12,900	—	—	7700	—	—	—	—	—	—	—	—	—	—
	4.6L 3-valve V8 with 6-Speed Automatic	3.15	13,000	—	—	—	7800	—	—	—	—	—	—	—	—
			13,100	—	8000	—	—	—	—	—	—	—	—	—	—
3.73		13,300	—	—	8000	—	—	—	—	—	—	—	—	—	
		13,500	—	—	—	—	—	—	—	—	—	—	—	—	
3.55		12,900	—	—	7700	—	—	—	—	—	—	—	—	—	
		13,000	—	—	—	—	—	—	—	7500	—	—	—	—	
3.15		13,100	—	—	—	7800	—	—	—	—	—	—	—	—	
		13,500	—	—	—	—	8200	—	—	—	7900	—	—	7800	7700
3.73		13,600	—	8400	—	—	—	—	—	—	—	—	9500	9300	—
		14,900	—	—	—	—	—	—	—	—	—	—	9500	9300	—
5.4L 3-valve V8 with 6-Speed Automatic	3.15	13,200	—	8000	—	—	7800	—	—	—	—	—	—	—	
		14,000	—	—	—	—	—	8600	—	—	—	8500	8400	—	
	3.31	13,000	—	—	7700	—	—	—	—	—	—	—	—	—	
		13,200	—	—	—	7800	—	—	—	—	—	—	—	—	
	3.55	14,000	—	—	—	—	—	—	—	8300	—	—	—	8200	8100
		13,900	—	—	8600	—	—	—	—	—	—	—	—	—	
	3.73	14,000	—	—	—	—	8600	—	—	8400	—	—	—	—	
		14,100	—	8900	—	8700	—	—	—	—	—	—	—	—	
	3.15	15,200	—	—	—	—	—	—	—	—	—	—	—	—	
		15,300	—	—	—	—	—	—	—	—	—	9800	9700	—	
3.55	15,400	—	—	—	—	—	—	—	—	—	9700	—	—		
	15,500	—	—	—	—	—	—	—	—	—	—	9700	9600		
3.73	13,900	—	8600	—	—	—	—	—	—	—	—	—	—		
	14,000	—	—	—	—	—	—	—	8400	—	—	—	—		
3.15	14,100	—	—	8700	—	—	—	—	—	—	—	—	—		
	15,400	—	—	—	—	—	—	—	—	9700	—	—	9700	9600	
3.55	16,700	—	11,300 ¹⁷	—	—	—	—	—	—	—	—	—	—		
	16,900	—	—	—	—	—	—	—	—	—	11,300	—	—		
3.73	17,000	—	—	—	11,300 ¹⁷	—	—	—	—	—	—	11,300	—		
	17,100	—	—	—	—	—	—	—	—	—	—	—	11,200	11,100	

Note: Maximum loaded trailer weights shown. The combined weight of the towing vehicle (including hitch, passengers and cargo) and the loaded trailer must not exceed the Gross Combination Weight Rating (GCWR).
 Note: See RV & Trailer Towing Guide for requirements, restrictions and 5th-wheel towing.

DIMENSIONS



	REGULAR CAB 4x2/4x4 STYLE	SUPERCAB 4x2/4x4 STYLE	SUPERCREW 4x2/4x4 STYLE
EXTERIOR			
A. Overall height			
5.5' box	—	74.4"/76.3"	74.3"/76.2"
6.5' box	74.6"/76.0"	71.5"/75.9"	74.3"/76.4"
8' box	76.2"/75.8"	75.9"/76.7"	—
B. Overall width			
excluding mirrors	78.9"	78.9"	78.9"
including mirrors	97.0"	97.0"	97.0"
mirrors folded	83.6"	83.6"	83.6"
C. Overall length			
5.5' box	—	219.9"	231.7"
6.5' box	213.1"	231.7"	243.7"
8' box	231.7"	250.3"	—
D. Overhang – Front	38.5"	38.5"	38.5"
E. Wheelbase			
5.5' box	—	132.5"	144.5"
6.5' box	126.0"	144.5"	156.5"
8' box	144.5"	163.0"	—
F. Overhang – Rear	48.8"	48.8"	48.8"
G. Angle of approach			
5.5' box	—	22.2°/25.0°	21.2°/25.0°
6.5' box	22.2°/24.3°	21.1°/23.7°	22.4°/25.5°
8' box	24.2°/23.4°	25.5°/25.2°	—
H. Ramp breakover angle			
5.5' box	—	15.7°/19.8°	15.2°/18.6°
6.5' box	17.7°/19.9°	15.7°/18.0°	14.5°/18.6°
8' box	19.3°/18.3°	17.3°/18.7°	—
I. Angle of departure			
5.5' box	—	18.3°/20.4°	17.7°/20.4°
6.5' box	18.8°/21.0°	18.8°/20.7°	18.1°/20.7°
8' box	21.9°/21.6°	21.1°/22.1°	—
J. Ground clearance			
5.5' box	—	8.4"/9.8"	7.8"/9.0"
6.5' box	8.6"/8.8"	8.2"/8.7"	8.3"/9.9"
8' box	9.9"/8.8"	9.4"/10.0"	

INTERIOR & EXTERIOR SELECTIONS

	XL	STX	XLT	FX4	LARIAT	PLATINUM PACKAGE
Oxford White	■	■	■	■	■	■
Pueblo Gold Metallic	■	■	■	■	■	■
Bright Red	■	■	■	■	■	■
Royal Red Metallic	■	■	■	■	■	■
Blue Flame Metallic	■	■	■	■	■	■
Dark Blue Pearl Metallic	■	■	■	■	■	■
Brilliant Silver Metallic	■	■	■	■	■	■
Sterling Grey Metallic	■	■	■	■	■	■
Stone Green Metallic	■	■	■	■	■	■
Black	■	■	■	■	■	■
Amber Gold Metallic	■	■	■	■	■	■
White Sand Tri-Coat Metallic ²⁰	■	■	■	■	■	■
Razor Red Metallic with Tinted Clearcoat ²⁰			■		■	

	XLT	FX4	LARIAT	KING RANCH [®]
Oxford White/Pueblo Gold Metallic	■		■	■
Oxford White/Brilliant Silver Metallic	■		■	
Oxford White/Sterling Grey Metallic		■	■	
Bright Red/Pueblo Gold Metallic	■		■	
Bright Red/Brilliant Silver Metallic	■		■	
Bright Red/Sterling Grey Metallic		■	■	
Royal Red Metallic/Pueblo Gold Metallic	■		■	■
Royal Red Metallic/Brilliant Silver Metallic	■		■	
Blue Flame Metallic/Pueblo Gold Metallic	■		■	
Blue Flame Metallic/Brilliant Silver Metallic	■		■	
Blue Flame Metallic/Sterling Grey Metallic		■	■	
Dark Blue Pearl Metallic/Pueblo Gold Metallic	■		■	■
Dark Blue Pearl Metallic/Brilliant Silver Metallic	■		■	
Dark Blue Pearl Metallic/Sterling Grey Metallic		■	■	
Brilliant Silver Metallic/Sterling Grey Metallic		■	■	
Sterling Grey Metallic/Brilliant Silver Metallic	■		■	
Stone Green Metallic/Pueblo Gold Metallic	■		■	■
Black/Pueblo Gold Metallic	■		■	■
Black/Brilliant Silver Metallic	■		■	
Black/Sterling Grey Metallic		■	■	
Amber Gold Metallic/Sterling Grey Metallic		■	■	
White Sand Tri-Coat Metallic/Pueblo Gold Metallic ²⁰	■		■	■
Razor Red Metallic with Tinted Clearcoat/Pueblo Gold Metallic ²⁰	■		■	
Razor Red Metallic with Tinted Clearcoat/Brilliant Silver Metallic ²⁰	■		■	
Razor Red Metallic with Tinted Clearcoat/Sterling Grey Metallic ²⁰		■	■	

■ CAMEL/TAN ■ STONE/MEDIUM STONE ■ BLACK/MEDIUM STONE ■ BLACK/BLACK ■ SIENNA BROWN/BLACK ■ CHAPARRAL/CAMEL



Oxford White



NEW Blue Flame Metallic



Stone Green Metallic



Pueblo Gold Metallic



Dark Blue Pearl Metallic



Black



Bright Red



NEW Brilliant Silver Metallic



NEW Amber Gold Metallic



NEW Royal Red Metallic



NEW Sterling Grey Metallic



White Sand Tri-Coat Metallic



NEW Razor Red Metallic with Tinted Clearcoat



Medium Stone Vinyl



Medium Stone Cloth



Medium Stone Premium Cloth



Camel Premium Cloth



Black Sport Cloth



Medium Stone Sport Cloth



Black Sport Leather



Medium Stone Sport Leather




Camel Premium Leather



Black Premium Leather



Chaparral Leather



Sienna Brown PLATINUM Leather



Medium Stone PLATINUM Leather

Ford uses clearcoat paint for beauty and protection. Colors shown are representative only. Not all colors are available on all models. See your dealer for actual paint/trim options. Vehicles shown with optional equipment. F-150 XLT SuperCrew 4x4 shown.



QUALITY TRUCKS.

F-Series trucks have a reputation for quality that has made them America's best-selling line of trucks for 31 years in a row.



GREEN TRUCKS.

F-150's new SFE Package achieves unsurpassed 21 mpg hwy.² The 5.4L 3-valve V8 FFV delivers best-in-class maximum payload and towing.



SAFE TRUCKS.

With the most advanced accident avoidance technology and strongest passenger protection structure and features, this is the safest F-150 yet.



SMART TRUCKS.

From the innovative cargo box access to Ford Work Solutions™ and more, F-150 offers you smart tools for tough jobs – features no other truck can match.



To learn more, visit
fordvehicles.com