


**SPECIFICATIONS ENGINE:** Water-cooled 4-cylinder in-line, 133-hp at 5800rpm, 3.0 liter, 2000 cc. Maximum output, 108hp (SAE) at 5300rpm. Maximum torque, 117lb/ft at 3800rpm. Compression ratio, 9:1. Five main-bearing crankshaft. Single overhead camshaft driven by two-stage duplex chains. Down draft two-bowl carburetor with automatic choke. **COOLING:** Pressurized, centrifugal in- and out-tube radiator with centrifugal pump and four-blade, fluid-cooling fan. Circulation controlled by thermostat. Water capacity, 7.0 quarts. **FUEL SYSTEM:** Mechanical type float-needle pump. Paper element air cleaner. Fuel sent capacity, 13.7 gallons. **LUBRICATION:** Full pressure force-feed by mechanical pump. Full-flow type oil filter. Carburetor jets, 4.3gph. **IGNITION:** Centrifugal distributor with mechanical and vacuum control. 12 volt, 480-watt alternator. **CLUTCH:** Single dry plate and diaphragm spring with hydraulic activation. Facing diameter, 7.9 in. Facing area, 40.8 sq in. **TRANSMISSION:** 4-speed gearbox. All forward gears synchromesh. Ranges—1st, 2.67; 2nd, 2.14; 3rd, 1.40; 4th, 1.00. Reverse, 4.18. Shift lever mounted on center floor with console. **TOYOTA Automatic transmission (optional):** 1-stage, 2-phase and 3-element type hydraulic



TOYOTA  
CORONA  
Mark II

torque converter with 3 forward planetary gears and 1 reverse. Speed-sensing lever mounted on center floor with console. **SUSPENSION:** Front: Independent with coil springs and wishbones. Torsion bar stabilizers and double-acting hydraulic shock absorbers. Rear: Asymmetrical semi-elliptical leaf springs. Double-acting hydraulic shock absorbers. **BRAKES:** Front brake operates hydraulically on all wheels. Front disc brakes with vacuum booster, tandem master cylinders and pressure control valve. Rear drum brakes with dual shoe system. Parking brake operates mechanically on rear wheels. **STEERING:** Recirculating ball type gearbox with variable ratio of 19.8—23.8:1. Turning circle, 31.8 ft. **WHEELS AND TIRES:** Pressed steel disc wheels, 6.00—13, 4PR bias ply. **DIMENSIONS AND WEIGHT:** Wheelbase, 98.5 in. Overall length, 170.5 in. Overall height, Sedan, 55.3 in.; Hardtop, 54.9 in. Overall width, 63.2 in. Tread, front, 52.2 in.; rear, 52 in. Ground clearance, 7.1 in. Curb weight, Sedan, 2280 lbs.; Hardtop, 2235 lbs. **PERFORMANCE:** Maximum speed, 105 mph. 0-60 mph, 16.5 sec. **TOYOTA** offers a wide range of standard equipment as shown and standard equipment for optional equipment and price for dealer to charge without limit.



Get your hands on a Toyota... you'll never let go!

**TOYOTA**  
We're quality oriented.

TOYOTA MOTOR SALES U.S.A., INC. 2700 West 150th Street, Torrance, California 90503  
Toyota Motor (Canada) Inc., 16000 Steeles Avenue East, Unit 100, Scarborough, Ontario M1V 4S7  
Toyota Motor (Australia) Pty. Ltd., 10000 Victoria Road, Clayton, Victoria 3168  
Toyota Motor (Europe) Ltd., 10000 Victoria Road, Clayton, Victoria 3168  
Toyota Motor (Africa) Pty. Ltd., 10000 Victoria Road, Clayton, Victoria 3168



**TOYOTA CORONA MARK II**

4-door Sedan, 2-door Hardtop



**A hardtop that looks like it wants to go.  
And can.**

Compare. Yours will understeer any other car on the coast. The most agile looks ahead the Mark II outmaneuvers at 100 mph in the winding 10%. Whether you're out for sport or for style, the Toyota Mark II handles better.

Try it out for size. You'll notice the steering, control and response. You'll feel the fun on the blue coast and the road. You'll feel 100 powerful horses, spring to life. The single overhead cam 4 cylinder engine with 115 hp runs with responsiveness and

drives you to 80 mph in just 11.5 seconds. Quicker if you wish. You may notice a 51 speed automatic transmission designed to get the most out of the five gears.

And the Toyota Mark II handles is fully equipped with many safety features. The Toyota Mark II handles is a body built with no-swing mechanism. It's a safety feature that gives you the confidence to drive. It's a body built to last.





**An economy import that looks very American.  
And is.**

Up to now, the words, economy import, meant small but not anymore. The new Toyota Mark II is big and comfortable inside. There's room enough for four adults (American size). They can sit comfortably. They can get in and out with ease.

The Mark II will cruise all day at 55 mph. There aren't more places that you'll need more speed than that. But if you do, it'll take you to a top speed of 130, in a hour. From a standing start, it reaches 60 mph in just 13 seconds.

But perhaps the most American touch of all is the way the Mark II feels on the road. The seat is well job-crafted. The work factors and seat-restraints. You don't expect this from an economy import.

The Toyota Mark II is the result of innovative engineering, pioneering craftsmanship and an age-old tradition of pride. There's something American about all that. So take your choice. Six-cylinder Hardtop. Sedan. Sport or 4-Door Sedan. Four on the floor or 3-speed automatic transmission.





**A 4-door sedan that looks like a safe, roomy, dependable family car. And is.**

The Mark II 4-Door Sedan is safe from the wind go. It meets all federal safety requirements and then comes on strong with more safety features of its own. Like standard door beams, recessed door handles and energy absorbing body construction for added protection. Roomy? This Mark II 4-Door Sedan is the longest, lowest, widest economy import around. Period. In fact, its rating from NHTSA is superior with a sports GT that an economy import

And dependability starts in the heart of the Mark II. It's a rugged overhead cam engine that wears less and lasts longer. 100 dependable hours. Ever so safe. Safe, roomy, dependable. With more exact a family want? A new price. They're good that, too. It's standard on every Mark II 4-Door Sedan.




TOYOTA  
CORONA  
Mark II



**Interiors that look like they're part of an expensive luxury car. But aren't.**

The Mark II has surprising spaciousness and quality appointments you'd expect to find only in a luxury car. Large, deep foam cushion bucket seats up front. Fully adjustable and specially contoured to fit all sizes. The bucket-type rear seat is even more spacious. All six fabric and vinyl options. And the driver's seat has only seven forward and back, but seven and lowers for better views,


safety and comfort. The wide doors make getting in and out effortless. No more cumberly. The Mark II may perform like a sports car, but it sure isn't cramped like one. Most striking of all is the dramatically styled dash. Fully padded, vinyl-trimmed and easy to read. It puts you in charge...in full control of a luxury, luxurious automobile. The Toyota Mark II.



## Extras that look like they cost extra. But don't.

For owners you get the all-new single overhead-cam 4-cylinder 158-horsepower engine with an aluminum alloy cylinder head, dual exhaust manifold, 3-bearing front/shift and 2-bearing rear-drive. The body was designed for power, handling, ride, torque and low maintenance costs. The Heavy-Duty rear has 2 axles and a 3-brake bar that also does double duty as a shock absorber for the 2nd axle suspension. The advantages of the arrangement are twofold - the entire

interior wears quickly, and plenty of fresh air can circulate even when the car is standing still. Special interior ventilation ducts distribute the fresh air evenly throughout. The 2nd-axle suspension system is constructed so that you receive lots of fresh air, even at the rear with your windows closed. You have a choice of 4 air-flow steel wheels or a custom-designed 3-spoke alloy wheel, 18-speaker.



The elegant corona comes not only in a glass box, but a steering light switch, so that lights may be turned on by the prerogative on the road.

The braking system provides maximum safety with a power-assisted 4-wheel disc brake front combination. The result is better fuel economy, less stopping distance, better ride in a wide of emergency-handling mode for the front end passengers.

For greater comfort and visibility the driver's 4-position seat adjusts both vertically and horizontally, and the driver's seat. The combination ignition switch mounting lock on the steering column locks your vehicle when the ignition key is removed. It features which reduces chance of theft.

As these features begin to appear in the dark, a parking light in the glove compartment glows on automatically when the door is opened.

The spacious fully-loaded trunk holds enough luggage for a long trip for the whole family. Great for shopping, too. Call for a color map! An optional you can have an all-terrain AM or FM radio with auto-tune control installed. It performs only if the receiver can hear station. So complete. A more than place to see available on an optional extra.

