


1986 CONQUEST COLT VISTA



IMPORTED FOR DODGE
BUILT BY MITSUBISHI MOTORS CORPORATION



ALL THE JAPANESE YOU NEED TO KNOW

About this catalog: Since the time of printing, some of the information you'll find in this catalog may have been updated. Ask your dealer for details.

Some of the equipment shown or described throughout this catalog is available at extra cost.

You may not realize this but the very first car built in Japan, as a standard production series, was a Mitsubishi.

That was back in 1917. Then as now, Mitsubishi Motors Corporation devoted its efforts to building vehicles that emphasize performance, efficiency and reliability, coupled with long-lasting

value for millions of drivers around the world.

The Mitsubishi-Chrysler partnership, in effect since 1970, has resulted in vehicles that have earned an outstanding international reputation...that blaze new trails in meeting the needs of today's drivers.

From the high-performance Conquest to the efficient Colt to the versatile Vista, we think you'll be impressed by the

sophisticated refinements, comfortable interiors and built-in reliability of these high-quality imports.

Each and every one is backed by a Five-Year/50,000-Mile Corrosion Protection Warranty* along with the trained technicians and service facilities of almost 4,000 Chrysler Corporation dealerships nationwide. And if replace-

ment parts are needed, this same dealer network can provide you with Mitsubishi parts, imported and distributed by MOPAR.

Conquest, Colt and Vista. They are all the Japanese you need to know.

*All Conquests, Colts and Vistas are protected against outer body rust-through for five years or 50,000 miles, whichever comes first. See your dealer for details.



CONQUEST...Pages 4-11

All the Japanese you need to know when it comes to performance cars. With its standard turbocharged engine and handling capabilities, the Conquest is ready to take on world-class marques.

COLT...Pages 12-25

All the Japanese you need to know when it comes to small cars. From the luxurious Premier to the efficient DL and E models to the sporty GTS Turbo, there's a 1986 Colt just right for you and your driving.

VISTA...Pages 26-31

All the Japanese you need to know when it comes to versatility. The Colt Vista wagon seats seven and is now available in a four-wheel drive model for extra traction when you want it.

CONQUEST


TIME TRAVELER

Time is relative.

You can test this concept by switching on a 1986 Conquest and feeling its responsive 2.6-liter fuel-injected turbocharged engine move you out through time and space.

Now find a stretch of road where you can punch down on the accelerator. Check the instrumentation. At around 2,000 rpm you'll feel the turbo's surge of power. It'll build right on up till the engine red lines at 6,000 rpm.

The numbers? Zip to 50 in a shade under six seconds. A quarter of a mile in 16.4! This wind-shaped wedge slices through the air with a very low 0.35 coefficient of drag.



Besides its slippery shape, Conquest is easily identified by its concealed halogen headlights, integrated fog lights and new rear spoiler.

Turbo road performer. High-tech 2+2 sports coupe. Time Traveler.

That's the 1986 Conquest. *1984 NHTSA test results.



Conquest shown in Black

CONQUEST

SPACE WARRIOR



Settle into a Conquest interior and discover a world of inner luxury, designed for an ideal man-machine relationship.

With its standard six-way adjustable high-back front bucket seats and adjustable steering column, you can

find just the driving position and support you need for total comfort and driving control.

These seats are available in attractive cloth or optional full-grain luxurious leather.

The luxury theme continues with standard AM/FM MX stereo cassette

radio with six speakers, electronic speed control, power-assisted steering, power windows, electrically controlled dual outside mirrors, and dual visor vanity mirrors.

Besides wrapping you and your passengers in well-appointed surroundings, Conquest provides space for your gear.

Weekend warriors will find that the contoured split rear seats can be

folded down to provide 18.1 cubic feet of luggage space. With the rear seat up, there are 10.3 cubic feet. Raise the wide hatchback liftgate and the security panel also moves up for unimpeded loading.

Space for you. Space for people and packages. Conquest...the space warrior.

Optional Conquest leather interior shown in Black

CONQUEST

SENSE APPEAL



▲ Just a quick glance is required to read Conquest's full analog instrumentation. Centered over the top of the sport steering wheel is a 150-mph speedometer, a turbo-boost gauge and an 8,000-rpm tachometer. Also shown, optional AM/FM stereo radio with remote controls mounted on steering wheel, and air conditioning with automatic temperature control.



▲ Some drivers may find the optional Technica Package with its liquid crystal displays suits their senses

better. Small screens keep the driver informed through a turbo-boost meter, digital speedometer, an electric tachometer, and a seven-function warning-

light system. In addition, a Voice Alert System acts as a gentle reminder for the warning cluster.

Exterior Features (Standard at no extra cost)

- Antenna—Power
- Bumpers—Front and rear, color-keyed
- Concealed Halogen Headlights
- Glass—Tinted, all windows
- Grille—Color-keyed
- Fuel Filler Door—Locking w/remote cable release
- Mirrors—Electrically controlled dual outside, black
- Moldings—Bodyside, window, and sill, black
- Spoiler—Rear

- Stop light—Centered and mounted high in rear spoiler

- Tires—P215/60HR15 steel-belted, black sidewall, set of 4
- Wheels—15" x 6.5" cast aluminum, set of 4
- Wipers—Variable, intermittent with speed-sensitive feature
- Wiper/Washer—Rear

Interior Features (Standard at no extra cost)

- Cigar Lighter—Illuminated
- Clock—Quartz digital

- Console—With center armrest and storage compartment with soft-touch release
- Defroster—Electric rear window
- Demisters—Side window
- Door Map Pockets
- Electronic Time Alarm Control System (ETACS)-IV—Includes: monitors for speed-sensitive windshield wipers, rear defroster timer, power window timer with 30-second delay, washer/wiper combined function, dome light dim-



▲ You can tune in and turn on to a standard electronically tuned AM/FM/MX stereo radio with cassette player and six speakers. This system, designed specifically for the Conquest interior, provides you with impressive sound.



▲ Find your desired speed and set it with standard electronic speed control. It has "resume speed" acceleration and deceleration features. This convenience feature is especially helpful during highway travel.

▲ Standard six-way cloth front bucket seats adjust to a variety of positions for individual comfort. These include multiple-position fore and aft, seatback recliners, thigh support, lumbar support, bodyside support and head restraint tilt. Shown in Black.

- mer feature, power door lock/antilock feature, power door lock switches on driver and passenger side, seat belt timer, door-ajar warning chimes, parking brake warning chimes
- Gauges—Fuel, temperature, ampere, oil pressure, turbo boost
- Hood Release—Inside, cable-operated
- Liftback Release—Remote, cable-operated
- Light—Delayed entry
- Lights, Warning—Seat belt, low washer fluid level, low fuel, brake failure, door-ajar, liftgate-ajar, high beam
- Lights—Cargo, dome with individual reading lights, glove box
- Lock—Glove box
- Locks—Power door
- Mirrors—Dual vanity
- Multifunction Steering Column Control Lever—Includes turn indicators, headlight dimmer and optical horn
- Radio—AM/FM stereo cassette, electronically tuned with six speakers
- Seats, Front—Six-way full fabric high-back buckets with adjustable head restraints, lumbar support and recliners
- Seats, Rear—50/50 split, fold-down seatback

- Security Panel, Rear—Carpeted
- Speed Control—Automatic
- Steering Column—Adjustable
- Steering Wheel—Soft-touch, sport
- Tachometer—Electric
- Trip Odometer—Resettable
- Ventilation—Forced air (four outlets)
- Windows—Power

See next page for standard mechanical features.

Options

The 1986 Conquest is such a well-equipped car that only a few options are available.

- Air Conditioning—Automatic temperature control
- Automatic Transmission—Four-speed overdrive
- Leather Seats—Six-way
- Luxury Floor Mats
- Mirrors—Vanity, illuminated left and right
- Radio—AM/FM stereo, electronic tuning with six speakers and five-channel graphic equalizer. Includes remote controls mounted on steering wheel
- Steering Wheel—Leather-wrapped
- Technica Package—Includes electronic instrument cluster, Voice Alert System and Technica bodyside nameplates

Interior Dimensions

Headroom	Front:	36.7"
	Rear:	35.5"
Legroom	Front:	41.1"
	Rear:	30.7"
Hiproom	Front:	53.1"
	Rear:	40.4"
Shoulder Room	Front:	52.4"
	Rear:	51.1"
Cargo Capacity		10.3 cu ft
		(18.1 cu ft with rear seat down)

Exterior/Interior Colors

Exterior:	Interior:
Euro-Gray Metallic	Black
Medium Red Metallic	Dark Red
Gold Metallic	Black
Bright Silver Metallic	Dark Red
White	Dark Red
Black	Black

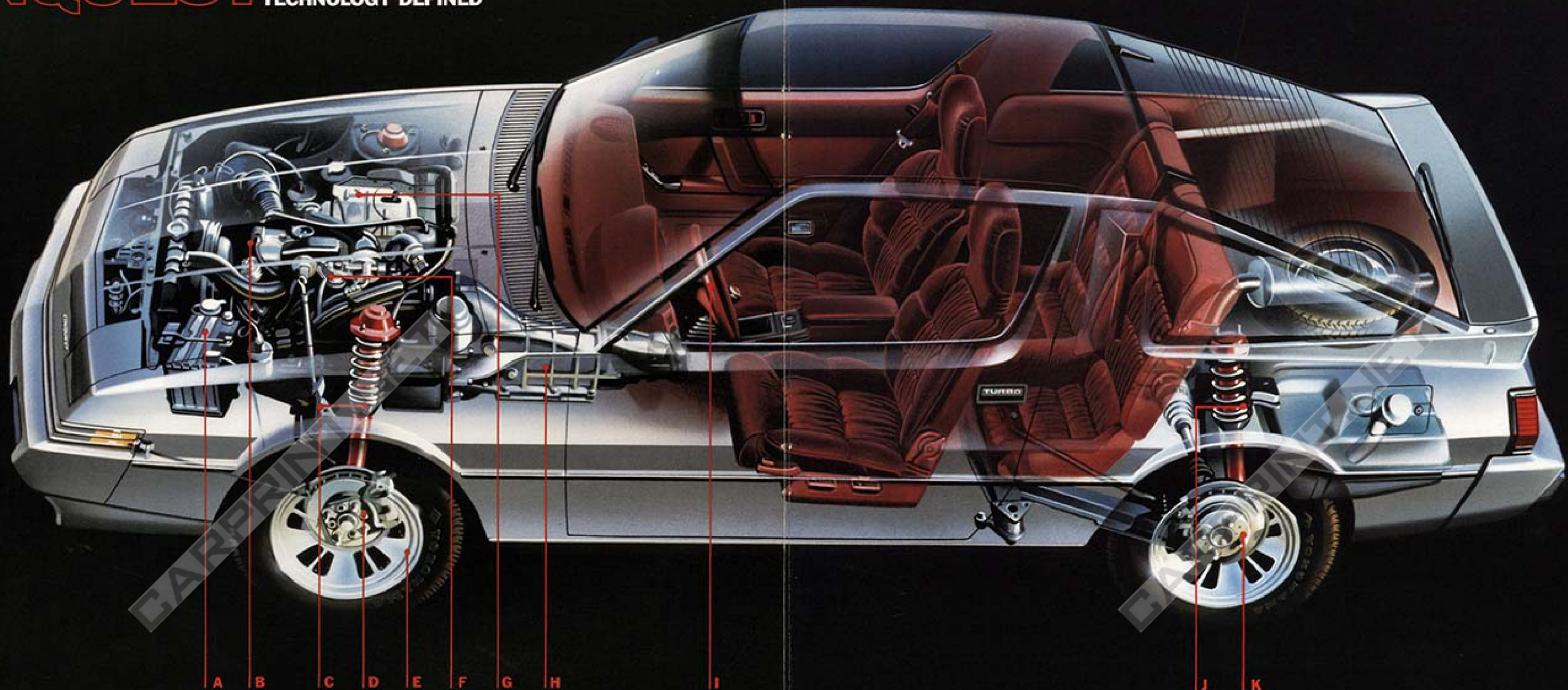
Mileage Estimates

19 City EPA EST MPG
24 Hwy EPA EST MPG

Certain models, packages and options are subject to specific restrictions, requirements, or late availability. Consult your dealer for current ordering information.

CONQUEST

TECHNOLOGY DEFINED



Look into the design details of a Conquest and you'll find performance and handling characteristics that make it a world-class GT.

With its responsive steering, nimble handling and outstanding directional stability, Conquest is ready to make you feel you're "one with the road."

The essence of Conquest's advanced technology lies in its 2.6-liter

overhead cam turbo-charged engine. The beauty of a turbo engine is that fuel economy is virtually unaffected at moderate power demands. Efficiency is also improved by an altitude adjuster, an idle speed control system, a transistorized ignition system, and a low-mass alternator.

But step on the pedal and the response is immediate. Passing, hill climbing and similar demand-performance driving situations are accomplished with dramatic swiftness. Horsepower jumps by nearly 50 percent at full turbo boost.

Meanwhile, an on-board computer-ECI-senses when the engine is operating rich or lean, then

automatically adjusts the air/fuel mixture for maximum combustion efficiency. The system monitors dozens of engine functions in a fraction of a second to help ensure easier starting, better drivability and outstanding performance.

Conquest. A new way to define high technology.

Mechanical Features

- (Standard at no extra cost)
- A.** Maintenance-free battery.
 - B.** 12-volt, 65-ampere alternator.
 - C.** Front independent MacPherson-type strut suspension with stabilizer bar and gas-charged shocks.
 - D.** Front ventilated power-assisted disc brakes—9.92-inch diameter.

- E.** Cast aluminum 15 x 6.5-inch road wheels with P215/60HR15 steel-belted radial black sidewall tires, set of 4.
- F.** 2.6-liter, OHC four-cylinder MCA-JET turbo-charged Silent Shaft engine with electronically controlled fuel injection (ECI).
- G.** TCO5 turbocharger built by Mitsubishi Heavy Industries.

- H.** Five-speed manual overdrive transmission.
- I.** Power-assisted recirculating-ball steering with quick-handling (14.3:1) ratio and 2.8 wheel turns, lock-to-lock.
- J.** Rear independent coil spring suspension with 16mm stabilizer bar and gas-charged shocks.
- K.** Rear ventilated power-assisted disc brakes—9.65-inch diameter.

Specifications

Wheelbase	95.9"
Overall Length	173.2"
Overall Width	66.3"
Overall Height	51.8"
Track—Front	54.9"
—Rear	55.0"
Turning Diameter (curb-to-curb)	31.5'
Curb Weight (pounds)	2,820
Fuel Tank Capacity (gallons)	19.8

Engine/Power Trains

- Engine Type: Turbo-charged four-cylinder, Silent Shaft MCA-JET, OHC cast iron block/aluminum cylinder head
- Displacement: 2.6-liter/156 CID
- Bore and Stroke: 3.59" x 3.86"
- Compression Ratio: 7.0 to 1
- Fuel System: Electronically controlled injection (ECI)

- Horsepower (SAE NET @ rpm): 145 hp @ 5,000
- Torque (SAE NET @ rpm): 185 lb-ft @ 2,500
- Turbocharger: TCO5 turbo, with water-cooled bearings
- Power Train: Standard five-speed manual overdrive transmission
- Optional—Four-speed automatic overdrive transmission
- Axle ratio: 3.54

COLT

PREMIER ATTRACTION



Our top-of-the-line Colt Premier has a split personality.

On the one hand it can be all you want in a contemporary sedan. Front-wheel drive reliability.

Comfortable room. Spirited performance. Four-door convenience. And excellent fuel economy.

But underneath that serene exterior lurks one nifty performer. With a sport suspension that includes gas-charged front shock absorbers, front and

rear heavy-duty antisway bars and coil springs. Plus power-assisted brakes, sport-ratio manual rack-and-pinion steering and steel-belted radial tires on cast aluminum wheels.

Power is supplied by a 1.5-liter OHC engine.

Want more performance? Opt for the Turbo Package with its 1.6-liter turbo engine, electronic fuel injection and ventilated front disc brakes. Team it up with a synchronized

five-speed manual trans-axle and it turns 0-50 in 6.11 seconds.* Try that in your everyday sedan. Just one of the reasons why Premier is Colt's main attraction.

*1984 USAC test results for the 1985 Colt Premier Turbo.



Colt Premier shown in Charcoal.

COLT

COMFORT TO SPARE

There's more than comfort in the 1986 Colt Premier.

For example, plush and luxurious full cloth trim covers the sport bucket seats and door panels. The relaxing seats feature

recliners, lumbar support and long armrests. Electric rear window defroster and side window demisters clear the tinted glass. Other standard convenience features include door-activated courtesy lights, electronic digital clock and

even a driver's left footrest.

And, like every Colt, there's plenty of room for five adults.

If you need room for cargo rather than people,

Premier's rear split-back seats fold down for easy access to the 10.9 cu ft trunk area. Here is a sedan with hatchback versatility.

In addition, available options like air conditioning or an AM/FM/MX stereo

radio with cassette allow you to personalize your Premier even more.

There's comfort plus in a 1986 Colt Premier.



Colt Premier interior shown in Dark/Light Gray.

COLT

BOOST YOUR SPIRITS



What a way to go.

The efficiency of an MCA-JET engine teamed with the added power boost of a TCO4 turbocharger.

Turbocharging increases the air-fuel mixture, force-feeding air into the cylinders with pressure from

the engine exhaust. At the same time, additional fuel is added by the fuel injection system. The resulting power increase is both dramatic and swift.

Watch the Tach needle climb to a responsive 102 horsepower at 5,500 revolutions per minute. Enough performance to launch you

down the road, 0-50 in 5.68 seconds... a quarter of a mile in 16.5 seconds.*

And Colt GTS Turbo has the special underpinnings to match its responsive acceleration.

The sport suspension features gas-charged front shocks, heavy-duty anti-

sway bars and rack-and-pinion steering for excellent road feel. Plus power-assisted ventilated front disc brakes, heavy-duty clutch and transaxle, and high-performance 14-inch steel-belted radials.

The interior is a driver's environment. Sport bucket front seats with driver lum-

bar support. Tachometer. And turbo-boost, fuel and temperature gauges.

Exterior features include a front air dam, dual rear spoilers and tape stripes.

Colt GTS Turbo. Advanced performance at an affordable price.

*1984 USAC test results.



Colt GTS Turbo shown in Bright Red.

COLT

TRADITIONAL VALUE, MODERN DESIGN



Colt DL hatchback shown in Medium Blue.

The Colt DL is a great way to get deluxe treatment without having to pay deluxe prices.

You'll find attractive and convenient features, inside and out, in both the crisply styled Colt DL sedan or the versatile 3-door hatchback.

On the outside, you'll find wide protective body-side moldings and bright wheel trim rings. On the inside, front low-back bucket seats with cloth inserts, deluxe steering wheel, cut pile carpeting in

the passenger compartment, left remote outside mirror, and an electric rear window defroster and side window demisters for improved visibility.

Either model gives you traditional Colt reliability, style and value. Plus the

modern design benefits of front-wheel drive to help you through bad weather... a fuel-saving low drag coefficient of only 0.39 on the hatchback model...and an efficient 1.5-liter (90 CID)

4-cylinder engine with 5-speed manual overdrive transaxle that can help make gas station stops few and far between.

For traditional value and modern design, Colt DL is an ideal choice.



Colt DL sedan shown in Medium Brown.

COLT

ECONOMICAL EXCITEMENT



Our economical Colt E models come with many standard engineering, comfort, and convenience features that help make them outstanding buys.

By having the transaxle up front along with a transverse-mounted engine, you enjoy more interior space.

Both sedan and hatchback models offer enough room for five adults.

Responsive rack-and-pinion steering, MacPherson-type front suspension, steel-belted radial-ply tires and a front stabilizer bar help smooth out the bumps

as well as give the Colt E a stable ride.

Colt's peppy 1.5-liter engine, with either standard 5-speed manual or optional automatic transaxle on sedan models, moves you quickly along (4-speed

manual in Colt E 3-door hatchback model). Power-assisted front disc brakes provide fade-resistant stops. And there's

plenty of cargo space in either model.

With the rear seat folded down, there are 26.4 cubic feet in the hatchback, while the sedan's trunk will hold 10.9 cubic feet.

Colt E. Efficiency and excitement you can very easily afford.



Colt E sedan shown in Light Blue.



Colt E hatchback shown in Bright Silver.

GREAT INDOORS

GTS Turbo Package

(Colt DL 3-door only)

- 1.6-Liter Turbo Engine
- Ventilated Front Disc Brakes
- Heavy-Duty Clutch
- Heavy-Duty Transaxle
- 185/60R14-82H Steel-Belted Black Sidewall Tires (4)
- Black 14" Steel Wheels with Black Hubcaps and Bright Wheel Trim Rings (4)
- Black Front Air Dam
- Black Sill Extensions with Turbo Decals
- Halogen Headlights
- Sport Suspension
- Maintenance-Free Battery

- Sport Bucket Front Seats with Lumbar Driver Support and Magazine Pockets
- Left Footrest
- Tachometer, Low Fuel and Washer Fluid Warning Lights and Turbo-Boost Gauge
- Turbo Steering Wheel
- Dual Rear Spoilers
- GTS Tape Stripes
- Chrome Tail Pipe Extension
- Tinted Glass

- Turbo Steering Wheel

Premier Turbo Package

(NA with Technica Package, Colt Premier only.)

- 1.6-Liter Turbo Engine
- Turbo Steering Wheel

- Turbo-Boost Gauge
- Ventilated Front Disc Brakes
- Heavy-Duty Clutch
- Heavy-Duty Transaxle
- Turbo Nameplates
- Chrome Exhaust Tip

Technica Package

(NA with Turbo Package, Colt Premier only.)

- Technica Bodyside Nameplates
- Electronic Instrument Cluster
- Illuminated Entry
- AM/FM Stereo Radio with Cassette - Electronically Tuned with Graphic Equalizer, Four Speakers



▲ Interior comfort with a touch of elegance. Colt DL models feature bucket seats and door trim panels with cloth inserts. Shown in Brown and Beige.



▲ Sporty looking and sporty feeling—that's what you'll find in the special instrumentation and steering wheel included with the Colt Premier and GTS Turbo Package.

▶ Even our economy-minded Colt E has an interior you can be proud of. Low-back front bucket seats are made of easy-care vinyl. Shown in Dark Blue.



Color Combinations

Exterior Color:	Colt E	Colt DL	Colt GTS	Colt Premier	Interior Color:
Bright Red	● ⁽¹⁾	● ⁽¹⁾	●	●	Gray/Light Gray
Medium Red	● ⁽²⁾	● ⁽²⁾	●	●	Red
Medium Brown	●	●	●	●	Brown/Beige
Gold	●	●	●	●	Brown/Beige
Medium Blue	●	●	●	●	Dark Blue
Light Blue	●	●	●	●	Dark Blue
Charcoal	●	●	●	●	Gray/Light Gray
White	●	●	●	●	Red
Bright Silver	● ⁽¹⁾	● ⁽¹⁾	●	●	Red
Bright Silver	● ⁽²⁾	● ⁽²⁾	●	●	Gray/Light Gray

⁽¹⁾ 3-door only. ⁽²⁾ 4-door only.

Two-Tone Combinations

Exterior:	Interior:
Silver/Charcoal	Gray/Light Gray
Silver/Medium Red	Red
Lt. Blue/Medium Blue	Dark Blue
White/Silver	Red

Trim Combinations

Model:	Interior:
Colt E	Front Low-Back Buckets, Vinyl
Colt DL	Cloth/Vinyl Buckets
Colt Premier and GTS	Sport Front Buckets with Lumbar Support and Full Cloth Trim



▲ Three adults can fit nicely in the rear seat of a Colt Premier. Or fold the seats down for extra cargo-carrying capacity.

◀ With the optional driver's seat height control, you can select individual positioning for maximum comfort.



Certain models, packages and options are subject to specific restrictions, requirements, or late availability. Consult your dealer for current ordering information.

Colt Standard and Optional Features

	Colt E 3-Door	Colt DL 3-Door	Colt E 4-Door	Colt DL 4-Door	Colt Premier
Exterior					
Bumpers—Energy-absorbing, front and rear, black	S	NA	S	NA	NA
—Body color	NA	S	NA	S	S
Glass—Tinted, all windows	E	E	E	E	S
Headlights—Halogen (dual)	NA	P	NA	NA	S
Mirrors—Flag-type, left, manual	S	NA	S	NA	NA
—Dual electric, remote (right convex)	NA	E	NA	E	S
—Aero-style left, black with remote mechanism	NA	S	NA	S	NA
Mud Guards—Front	S	S	S	S	S
Tires—P145/80R13 steel-belted, radial black sidewall (4)	S	NA	S	NA	NA
—P155/80R13 steel-belted, radial black sidewall (4)	NA	S	NA	S	NA
—185/60HR14-82H steel-belted, radial black sidewall (4)	NA	P	NA	NA	S
Wheels—Argent, styled steel with black center cap (4)	S	NA	S	NA	NA
—Argent, styled steel with bright argent hubcap and bright trim ring (4)	NA	S	NA	S	NA
—Cast Aluminum road wheels (4)	NA	E ⁽¹⁾	NA	NA	S
Windows—Flip-open, quarter	S	S	NA	NA	NA
—Roll-down, rear	NA	NA	S	S	S
Windshield Wipers—Two-speed	S	S	S	S	NA
—Intermittent variable	NA	E	NA	E	S
Interior					
Air Conditioning	E	E	E	E	E
Carpeting—Needled in passenger compartment	S	NA	S	NA	NA
—Cut Pile	NA	S	NA	S	S
Cigarette Lighter	NA	S	NA	S	S
Clock—Electronic digital	NA	E	NA	E	S
Defroster—Rear window, electric*	E	S	E	S	S
Demisters—Side window	S	S	S	S	S
Driver's Seat Height Control	NA	E	NA	E	E
Hood Release—Inside	S	S	S	S	S
Lights—Dome, door-ajar warning, dual brake system warning, dual rectangular headlights, fasten seat belts/hazard warning system	S	S	S	S	S
—Low fuel warning, low washer fluid warning	NA	P	NA	NA	S
—Upshift indicator	S	S	S	S	S
Mirrors—Inside base	S	NA	S	NA	NA
—Inside, day/night	NA	S	NA	S	S
—Vanity, passenger visor	NA	NA	NA	NA	S
Radios—AM, manually tuned	E	E	E	E	NA
—AM/FM/MX Stereo, electronically tuned	E	E	E	E	E
—AM/FM/MX Stereo with cassette, electronically tuned	NA	E	NA	E	E
—AM/FM/MX Stereo with cassette, electronically tuned, 5-channel graphic equalizer	NA	E ⁽¹⁾	NA	NA	E
Security Panel—Rear	E	S	NA	NA	NA

S = Standard E = Extra cost option NA = Not available P = Package ⁽¹⁾ Available with optional GTS Turbo Package only. *Required on all non-wagon models registered in State of New York. See next page for standard mechanical features.

COLT

INNOVATIVE ENGINEERING

▶ An upshift light with the 1.5-liter engine and manual transaxle helps fuel economy by indicating the best time to shift gears.



▲ The optional rear window washer/wiper is a great way to increase all-weather visibility on 3-door models.



▶ A standard security panel helps keep valuables out of sight on all Colt DL Hatchbacks. (Included with stereo radio on Colt E 3-door models.)

Here are just some of the mechanical features you'll find in the 1986 Colt. They help make Colt exciting to drive ... efficient to own.

- A.** Maintenance-free 12-volt battery (Premier and GTS Turbo).
- B.** 50-ampere alternator.
- C.** Optional 1.6-liter four-cylinder overhead cam MCA-JET turbo engine. (1.5-liter standard)
- D.** Front antisway bar.
- E.** Independent MacPherson-type front suspension with coil springs.
- F.** Power-assisted front disc brakes.
- G.** Responsive rack-and-pinion steering.

- H.** Gas-charged front shocks (Premier and GTS Turbo).
- I.** Independent U-shaped rear suspension with trailing arm and coil springs.
- J.** Rear antisway bar (Premier and GTS Turbo).
- K.** Steel-belted radial-ply tires (4).
- L.** Locking fuel filler door.

Aerodynamics

Aerodynamically, Colt is very efficient. In fact, the Colt four-door sedans boast the best coefficient of drag (Cd) in their class—0.38*. This outstanding Cd is achieved through the extensive incorporation of smooth, flush surfaces, as well as the overall "wedge" shape. An added benefit of this aerodynamic design is

that Colt drivers are also treated to the most quiet car in its class, with an average decibel (db) rating of 67*.

*Tests performed by Mitsubishi Motors Corporation in Japan.

Turbo Option

The 1.6-liter turbo engine features the efficiency of the MCA-JET engine with the added power boost from the TCO4 turbo-charger and an electronically controlled fuel injection system to meter the fuel for efficient performance.

Mileage Estimates

	1.5 Liter Engine	
	City EPA EST MPG/Highway EST MPG	4-Speed
Colt E 3-Door	36/41	(4-Speed)
Colt E 4-Door	33/39	(5-Speed)

Power Teams

Model	1.5-Liter Engine			1.6-Liter Turbo Engine	
	4-Speed Manual	5-Speed Manual	Automatic Transaxle ELC	5-Speed Manual HD	Automatic Transaxle ELC
3-Dr. Colt E Hatchback	S	NA	NA	NA	NA
4-Dr. Colt E Sedan	NA	S	O	NA	NA
3-Dr. Colt DL Hatchback	NA	S	O	O*	O*
4-Dr. Colt DL Sedan	NA	S	O	NA	NA
4-Dr. Colt Premier Sedan	NA	S	O	O*	O*

*Optional Turbo Package only. S = Standard O = Optional NA = Not Applicable

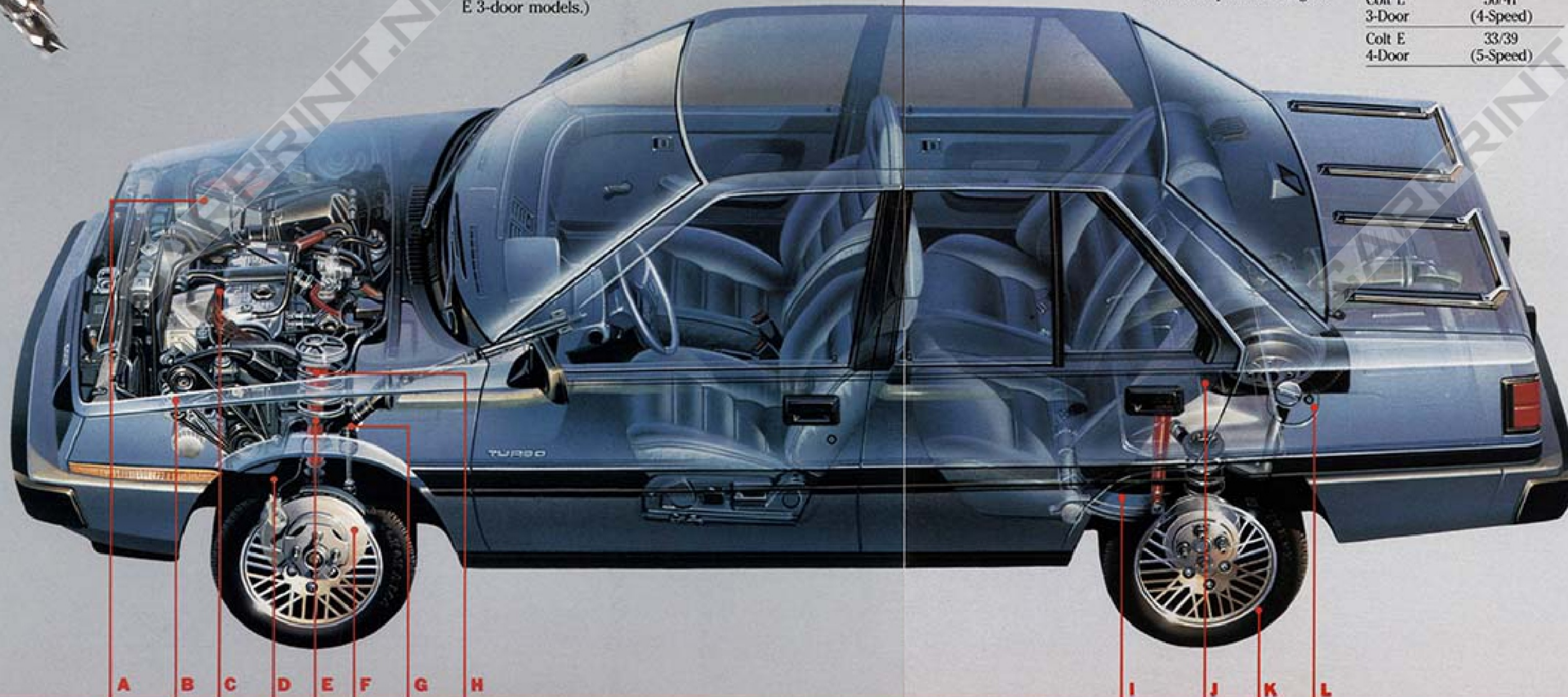
Specifications

	3-Door Hatchback	4-Door Sedan
Wheelbase	93.7"	93.7"
Overall Length	157.3"	169.1"
Overall Width	63.8"	63.8"
Overall Height	50.8"	50.8"
Track Front	54.7"	54.7"
..... Rear	52.8"	52.8"
Turning Diameter Curb-to-Curb	30.5'	30.5'
Curb Weight (Std. engine-lbs)*	1,918	1,989

*Estimate, not for licensing.

Dimensions

	3-Door Hatchback	4-Door Sedan
Headroom Front	37.7"	37.7"
..... Rear	36.7"	37.0"
Legroom Front	40.6"	40.6"
..... Rear	30.7"	30.7"
Hiproom Front	53.5"	53.5"
..... Rear	39.1"	41.2"
Shoulder Room Front	52.8"	52.8"
..... Rear	54.3"	52.6"
Cargo Volume (Cubic feet) Rear Seatback Raised	62	10.9
..... Rear Seatback Lowered	26.4	—
Fuel Tank (Gallons)	11.9	11.9



VISTA

EXTRA FAMILY SECURITY



Colt Vista four-wheel drive shown in Medium Red.

Looking for a new perspective in family transportation? Meet the Colt Vista four-wheel drive.

This exciting model has all the traditional Vista features. Seven-passenger seating. Front-wheel drive. Power-assisted rack-and-pinion steering. Plus the get-up-and-go anywhere capability of four-wheel drive.

When you need power directed to all four wheels, just push the button that's conveniently located atop the five-speed shift lever. Vista's "on-demand" system engages easily without having to leave the vehicle to lock the hubs.

Once in four-wheel drive, you'll have the extra measure of security and traction you need to contend with rain, mud, or snow, as well as extra confidence to take on rugged back roads.

To help Vista become four-wheel drive tough, some modifications have been made. These include unique suspension components, a power-assisted rack-and-pinion steering system, engine skid plate, larger 14-inch wheels and hydraulic clutch control. A larger 14.5-gallon fuel tank also has been added for more distance between fuel stops.

Give your family something extra in '86. The practical, reliable Colt Vista four-wheel drive.

VISTA

THE STATION WAGON WITH A DIFFERENCE



Seven-passenger seating for a wide variety of passenger/cargo arrangements.

The Colt Vista is capable of doing a lot of things you'd expect from a station wagon. And many things you wouldn't.

Take room for example. With Vista you get room for

seven passengers, standard. But if you need room for gear rather than people, Vista can be very accommodating.

Both the rear and the middle bench seats feature recliners with fold-down capability. With both the

middle and rear seats down, you've got 63.9 cu ft of what-have-you space

that stretches out over six feet in length. You can even convert it into a bed.

Meanwhile, standard cloth-and-vinyl front bucket seats keep driver

and passenger comfortable and relaxed.

Not only is the Vista comfortable and space efficient, it's also very fuel efficient. Credit goes to its standard 2.0-liter Silent Shaft engine and five-speed manual overdrive transaxle.

The Colt Vista proves that different can be better.



Colt Vista shown in Gold and Cream.

VISTA

VERSATILITY AND VALUE


► Keep the rear window on your Vista clean with an optional wiper/washer.



► Vista gives you not just one but two roomy glove compartments.

▼ There's a convenient tray with cup storage located on the rear wheelhouse.

▼ Coffee anyone? There are two new cup holders on the instrument panel.



▲ Tuck your maps away in either of the two handy front door pockets.

▲ Your front seat passenger will find even more storage in an underseat tray.



▲ Full-face velour seating, shown here in Brown, is included in the optional Custom Package.

► Shown with the Custom Package instrument panel are optional air conditioning and electronically tuned AM/FM/MX stereo radio with cassette.

▼ Vista 4WD console and shifter. Just press the button to shift easily from front-wheel-drive to 4WD.



► Electronic speed control is a handy option on turnpike drives. Set your desired speed and cruise along. (Also shown is standard intermittent windshield wiper control.)



Engine

- Type—4-cyl Silent Shaft OHC cast iron block, aluminum cylinder head
- Displacement—2.0-liter (122 CID)
- Bore & Stroke—3.35" x 3.46"
- Compression Ratio—8.5:1
- Carburetion—2-bbl
- Horsepower SAE Net @ rpm—88 hp @ 5,000

- Suspension, Rear—Coil springs with stabilizer bar and variable rate shock absorbers
- Transaxle—5-Speed Manual with overdrive

Exterior Features

- (Standard at no extra cost)
- Bumpers—Black urethane with color-keyed fillers, front and rear
 - Fuel Tank—13.2 gallons
 - Glass—Tinted, all windows
 - Mirror—Outside, left, manual
 - Moldings—Black, windshield, drip rail, belt and quarter window and wide bodyside
 - Mud Guards—Front
 - Tires—Steel-belted radially black sidewall, P165/80R13 (4)
 - Wheels—Argent stamped steel, 13" x 5" with black center caps (4)
 - Wheel Trim Rings—Bright (4)
 - Windshield Wipers—Intermittent, variable

Interior Features

- (Standard at no extra cost)
- Armrests—Front and rear
 - Carpeting—Cut pile passenger and cargo areas
 - Child-Protection Rear Door Locks
 - Cigar Lighter
 - Console—Shift lever
 - Defroster—Electric rear window
 - Demister—Side windows
 - Fuel Filler Door—Remote cable release
 - Hood Release—Inside
 - Lights—Dome, instrument lights including low fuel, low oil pressure, seat belts, battery, door-ajar
 - Mirror—Day/night inside
 - Multifunction Steering Column Levers—Left side lever controls the directional signals, headlights, headlight dimmer and the

- Torque @ rpm—108 pound-feet @ 3,500
- Axle Ratio—3.187

Mileage Estimates

24 City EPA EST MPG
29 Hwy EST MPG

Mechanical Features

- (Standard at no extra cost)
- Alternator—12-volt, 65-ampere
 - Battery—420-ampere, maintenance-free
 - Brakes, Power-Assisted—Dual braking system split front and rear, front disc brakes, self-adjusting drum rear
 - Steering—Rack-and-pinion
 - Suspension, Front—MacPherson-type strut with stabilizer bar

optical horn. Right side lever controls the wipers and washer

- Seating—Front low-back buckets with recliners. Middle and rear bench seats with fold-down and reclining features. All in cloth and vinyl with vinyl door trim panels. 2nd and 3rd seats 50/50 split-back bench
- Steering Wheel—Deluxe, urethane, 2-spoke
- Storage—Dual glove box, map pockets, magazine pocket, front under-seat tray, front and rear cup holders

Vista 4WD Features

Includes all standard Vista features plus the following additions or changes:

- Fuel Tank—14.5 gallons
- Lights—4WD indicator instrument panel
- Mirrors—Outside, dual, manual
- Mud Guards—Rear
- Power-Assisted Steering
- Suspension, Rear—Torsion bar with stabilizer bar
- Tires—Steel-belted radially black sidewall, P185/70R14 (4)
- Wheels—Argent stamped steel, 14" x 5" with bright center caps, trim rings (4)
- Larger Shift Console

Options

- Air Conditioning
- Floor Protectors
- Limited Slip Differential (Vista 4WD only)
- Luggage Rack
- Power Door Locks
- Power-Assisted Steering (standard Vista 4WD)
- Power Windows—Front and rear doors
- Radios—AM/FM stereo, four speakers
- AM/FM stereo with cassette, electronically tuned, four speakers
- Rear Wiper/Washer

Power Teams

2.0-Liter Engine	5-Speed Manual Transaxle	3-Speed Automatic with Electronic Control
Colt Vista	Standard	Optional
Colt Vista 4WD	Standard	Not Available

Specifications

	Colt Vista	Colt Vista 4WD
Wheelbase	103.3"	103.5"
Overall Length	174.6"	174.6"
Overall Width	64.6"	64.6"
Overall Height	57.3"	59.4"
Track	Front 55.5"	55.3"
	Rear 54.1"	54.5"
Turning Diameter (Curb-to-Curb)	34.8'	34.8'
Curb Weight (lbs estimated)	2,557	2,888
Length	Back of Front Seat to End of Cargo Floor 72.5"	72.5"
Cargo Volume	Second and Third Seats Down (cu ft) 63.9"	63.9"

Interior Dimensions

	Front Seat	Middle Seat	Rear Seat
Headroom	38.3"	38.3"	34.9"
Legroom	38.8"	36.5"	29.3"
Hiproom	53.2"	53.7"	39.1"
Shoulder Room	53.1"	53.2"	51.7" ⁽¹⁾

⁽¹⁾44.7" Vista 4WD.

Road Wheel Package

- (NA Vista 4WD)
- Cast Aluminum Road Wheels (4)
 - Tires—P185/70R13 black sidewall (4)

Color Combinations

Exterior:	Interior:
Medium Red	Red
Medium Brown	Brown/Beige
White	Red
Medium Blue	Dark/Light Gray
Bright Silver	Dark/Light Gray
Gold	Brown/Beige
Medium Blue/Silver	Dark/Light Gray
Gold/Cream	Brown/Beige

Certain models, packages and options are subject to specific restrictions, requirements, or late availability. Consult your dealer for current ordering information.

1986 RAM 50



Dodge
imports

**BUILT BY MITSUBISHI
MOTORS CORPORATION**

Buckle Up For Safety

All product illustrations and specifications are based on authorized information. Although descriptions are believed correct at publication approval, accuracy cannot be guaranteed. Chrysler Corporation reserves the right to make changes from time to time, without notice or obligation, in prices, specifications, colors and materials, and to change or discontinue models. See your dealer for the latest information on all vehicles and equipment.