

FEATURES

	4RUNNER SR5 TURBO	4RUNNER SR5	4RUNNER DELUXE	4RUNNER
S-Standard O-Optional -Not Available				
PERFORMANCE				
Turbocharged 2.4 liter 4-cylinder SOHC gas engine with electronic fuel injection	S	-	-	-
2.4 liter 4-cylinder SOHC gas engine with electronic fuel injection	-	S	S	S
Electronically controlled 4-speed automatic overdrive transmission with shift pattern selector and lock-up torque converter	S	-	S	O
2-speed manual overdrive transmission	-	S	S	S
2-speed transfer case	S	S	S	S
Power-assisted brakes (front disc, rear drum with rear load sensing proportioning valve)	S	S	S	S
Free-wheeling (manual-locking front hubs)	S	-	S	S
Automatic locking front hubs	S	S	S	S
Steel belted all-weather P215/70R15 radial tires	S	S	S	S
Hi-Trac independent front suspension	S	S	S	S
Steel skid plates under front suspension, transfer case and fuel tank	S	S	S	S
Forged steel front tow hook	S	S	S	S
STYLING DESIGN				
3-spoke steel wheels	-	S	S	S
Aluminum alloy wheels	S	O	-	-
Tungsten halogen headlights	S	S	-	-
Dual sport-styled outside mirrors with wide-view passenger-side convex mirror	S	S	S	S
Chrome Package - chrome front bumper, rear chrome towing bumper, chrome trim grille, wheels, silver metallic - Deluxe chrome wheel arch/rocker panel molding (Deluxe II trim)	O	O	O	O
Anti-chip protectors	S	S	S	S
Front and rear mudguards	S	S	S	S
Rear window wiper/washer	S	S	O	O
Rear bumper	S	S	S	S
Removable rear top	S	S	S	S
COMFORTS AND CONVENIENCES				
Tachometer, oil pressure, voltmeter and coolant temperature gauges	S	S	S ¹	S ¹
Tachometer/speedometer	S	S	-	-
Power steering	S	S	O	O
Tilt steering wheel and adjustable intermittent wipers	S	S	O	O
Steering column-mounted headlight and twin-steam wiper/washer controls	S	S	S	S
Most cycle wipers, twin-steam washer	S	S	S	S
Digital quartz clock	S	S	O	O
Power-boosted F10-thru ventilation	S	S	S	S
Rear heater controls and ducts	S	S	S ¹	-
Sport seats with driver's side 7-way adjustments	S	O	-	-
Reclining low-back bucket seats with adjustable headrests and center console	-	S	S	S
Cloth seat trim	-	S	S	O
Vinyl seat trim	-	-	-	S
Floor carpeting - front and rear	S	S	S	O
Carpeted floor mats	O	O	O	O
Rubber floor mats	-	-	O	O
Air conditioning (blend air type)	O	O	O	O
Power Package - power windows, power door locks, cruise control, power antenna and courtesy lamp group	O	O	-	-
Comfort Package - includes cloth seat trim	-	-	-	-
4Runner's digital quartz clock, full carpeting - front and rear remote fuel filler door opens rear window wiper/washer and electric rear window defogger	S	S	-	O
Fold-down 19" rear seatbacks	S	S	-	-
Passenger-side rear walk-in device	S	S	S	S
Rear inside door release	S	S	S	S
Passenger-side cargo area door release	-	S	S	S
Semi-padded steel light bar in rear	S	S	S	S
Dual rear storage compartments	S	S	S	S
Rear cargo area tie-down hooks	S	S	S	S
Lockable one-touch tailgate release	S	S	S	S
Power rear window	S	S	S	S
Electric rear window defogger	O	S	O	O
Sun moonroof with removable sunshade	S ²	S ²	O ²	O ²
Front vent windows	-	-	-	-
Convenience Package - includes front vent windows and tinted glass	-	-	O	O
Tinted glass with upper shaded windshield band	S	S	O ²	O ²
Tinted sliding side glass windows	S	S	S	S
AM/FM MPX receiver with 2 speakers	-	-	S	O
AM/FM/MPX receiver with 2 speakers and cassette	S	O	-	-
Electronic Technics AM stereo FM MPX tuner with 4 speakers, cassette, 4-band graphic equalizer and automatic power antenna	O	O	-	-

¹Part of Comfort Package. ²Coolant temperature gauge only. ³Rear heater ducts only. ⁴Power windows and power door locks standard. ⁵Not padded. ⁶Not available with Power Package. ⁷Part of Convenience Package.

SPECIFICATIONS

	4RUNNER SR5 TURBO	4RUNNER SR5	4RUNNER DELUXE	4RUNNER
BODY/FRAME CONSTRUCTION				
Welded steel cab, full-box frame	Same as Turbo	Same as Turbo	Same as Turbo	Same as Turbo
STEERING TYPE				
Recirculating ball	Same as Turbo	Same as Turbo	Same as Turbo	Same as Turbo
TURNING CIRCLE DIAMETER (CURB TO CURB)				
17.4 ft.	Same as Turbo	Same as Turbo	Same as Turbo	Same as Turbo
BRAKES				
Power-assisted front disc/rear drum with rear load-sensing proportioning valve	Same as Turbo	Same as Turbo	Same as Turbo	Same as Turbo
SUSPENSION FRONT				
Torsion bar with upper and lower A-frame arms, hydraulic shock absorbers and stabilizer bar	Same as Turbo	Same as Turbo	Same as Turbo	Same as Turbo
SUSPENSION REAR				
Leaf springs with staggered hydraulic shock absorbers	Same as Turbo	Same as Turbo	Same as Turbo	Same as Turbo
ENGINE TYPE DISPLACEMENT HORSEPOWER (SAE NET) TORQUE (SAE NET)				
GASOLINE-TURBO 4-cylinder SOHC EFI 2.4 liters (2366 cc) 135 @ 4800 rpm 173 lb-ft @ 2500 rpm	GASOLINE 4-cylinder SOHC EFI 2.4 liters (2366 cc) 116 @ 4800 rpm 140 lb-ft @ 2500 rpm			
EXTERIOR DIMENSIONS (inches)				
Wheelbase	103.0	103.0	103.0	103.0
Tread width (front)	56.3	56.3	56.3	56.3
Tread width (rear)	55.5	55.5	55.5	55.5
Overall length	174.6	174.6	174.6	174.6
Overall width	66.6	66.7	66.6	66.5
Overall height	66.1	66.1	66.1	66.1
Cargo bed length	79.5	79.5	79.5	79.5
INTERIOR DIMENSIONS (inches)				
Head room (front driver-side)	39.2	39.2	39.2	39.2
Head room (front passenger-side)	39.0	39.0	39.0	39.0
Leg room (rear)	37.8	37.8	37.8	N.A.
Leg room (front driver-side)	41.5	41.5	41.5	41.5
Leg room (rear passenger-side)	32.8	32.8	32.8	N.A.
Leg room (front passenger-side)	34.3	34.3	34.3	N.A.
AXLE RATIOS				
Front	4.300:1	4.100:1	4.300:1	4.100:1 ¹
Rear	4.300:1	4.100:1	4.300:1	4.100:1 ¹
2-SPEED TRANSFER CASE				
Gear ratios	High 1.000 Low 2.659	High 1.000 Low 2.276	High 1.000 Low 2.659	High 1.000 Low 2.276 ²
GROUND CLEARANCE				
Angle of approach	37°	37°	37°	37°
Angle of departure	22.5°	22.5°	22.5°	22.5°
Minimum running ground clearance	10.6"	10.6"	10.6"	10.6"
CAPACITIES				
Gross vehicle weight (lbs.)	5080	5080	5080	5080
Cargo load	300	300	300	300
Cargo volume (cu. ft.)	80.9	80.9	80.9	80.9
Fuel tank capacity (gallons)	17.2	17.2	17.2	17.2
TIRES				
Type	All-Weather Steel-Belted Radial P215/70R15			
EXTERIOR COLORS³ (INTERIOR COLORS)				
Solid White (Gray or Brown) Red (Brown) Medium Blue (Blue) Gloss Black (Gray)	Top White Red Black Black	Metallic Bright Gold (Brown) Silver (Gray) Dark Gray (Gray) Brown (Brown)	Top White Black Black	Top White Black Black
MILEAGE ESTIMATES⁴				
Turbo ECT 4-speed Automatic	17.7	Non-Turbo ECT Manual Defroster	20.2	Non-Turbo ECT 4-speed Automatic
	17.7		20.2	19.2

¹N.A. - Not applicable. ²Models with ECT 4-speed auto are 4.300:1. ³Models with ECT 4-speed auto are 16.259. ⁴Not all colors available in all models. Toyota 4WD vehicles are designed to meet off-road driving requirements. Abusive use may result in bodily harm or damage. We encourage responsible operation to protect you, your vehicle and the environment. ⁵1986 preliminary mileage figures shown. 1986 EPA mileage figures not available at time of printing. See your Toyota dealer for details.

Specifications and equipment based on information available at time of printing and subject to change without notice. Some vehicles shown with optional equipment; see Features chart for details on options, accessories and specifications in your area; contact your Toyota dealer. See 1986 Toyota Accessories Brochure for additional Toyota-approved Accessories. Technics is a trademark of the Matsushita Electric Industrial Co., Ltd.

4RUNNER

BY TOYOTA



4WD IN COMFORT AND STYLE

4Runner is the true dual-purpose sports/utility vehicle. It's tough enough to roam the Rockies, civilized enough to carpool five adults in comfort. And for 1986, there are more reasons why 4Runner makes you king of the hill: more power—gas-turbo power—more tractability, more driving comfort, more towing capacity, more rugged good looks.

The 4Runner SR5 Turbo is the first and only small sports/utility vehicle with gas-turbo fuel-injected power and torque: 135 horsepower, 173 ft-lbs torque. With its electronically controlled 4-speed automatic overdrive transmission and power steering, the SR5 Turbo takes the work out of off-road driving. Because it's turbocharged, it doesn't run out of breath at high altitudes. Even with the non-turbo 2.4 liter SOHC EFI engine, other 4Runner models have terrain-taming power to spare: 116 hp with plenty of low-end torque.

All 4Runners have Toyota's new Hi-Trac Independent front suspension for more ride comfort and easier handling. On the highway Hi-Trac gives you a car-like ride. Off-road, it improves traction, controllability and drivability.

4Runner gives you more cargo space—805* cubic feet—with split rear seats down, and more load-carrying muscle: a GVWR of 5080 lbs. Husky rear cargo tie-down hooks let you secure those big loads. Towing capacity? With 5-speed manual overdrive transmission, you can tow up to 3500 lbs*.

If you want a rugged sports/utility vehicle with more power, more features, built to carry more and do more, there's only one: 4Runner.

*Not to exceed combined Gross Vehicle Weight Rating of 7000 lbs.


WHO COULD ASK TOYOTA FOR ANYTHING MORE!



4RUNNER SR5

OFF-ROAD READY
Engage the SR5's automatic-locking front hubs and take on rugged terrain. Removable rear top is for fun in the sun or carrying oversized cargo.


All 4Runners come with a power rear window.



AUTOMATIC LOCKING FRONT HUBS



POWER REAR WINDOW WITH WIPER WASHER



4RUNNER DELUXE

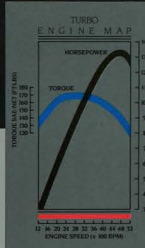


TURBO POWER

This 135-hp gas-turbo powerplant makes the 4Runner SR5 Turbo unique: the only gas-turbo, fuel-injected vehicle in its class. The non-turbo 116-hp version is still one of the most powerful in any small sports/utility vehicle.



ELECTRONICALLY CONTROLLED 4-SPEED AUTOMATIC OVERDRIVE TRANSMISSION



5-SPEED MANUAL OVERDRIVE TRANSMISSION



HI-TRAC INDEPENDENT FRONT SUSPENSION

HI-TRAC INDEPENDENT FRONT SUSPENSION

Toyota's new IFS smooths your ride and aids off-road control without compromising high ground clearance. The upper-mount torsion bars ride above obstacles. 4Runner has tough steel skid plates under the front suspension, transfer case and fuel tank.



4RUNNER SR5 TURBO SPORT SEAT INTERIOR



4RUNNER



POWER STEERING WITH TILT WHEEL

SR5 TURBO DIGITAL DASH

VERSATILE CARGO SPACE

EASY DRIVING

Power steering, tilt wheel, and full instrumentation, including an inclinometer/altimeter, are standard on SR5 and SR5 Turbo. 4Runner SR5 and Deluxe feature comfortable seating for five. The SR5 has an optional 7-way adjustable driver's Sport Seat.

Shown with optional equipment. See Features chart for details. GET MORE FROM LIFE—BUCKLE UP!