

WHO
COULD ASK
FOR ANYTHING
MORE! **TOYOTA**

CAMRY

TOYOTA



MORE ROOM FOR YOUR FAMILY

The 1986 front-wheel drive Toyota Camry gives you more room and more comfort than you'd ever expect in a compact family sedan. The fuel-efficient* Camry carries five adults in big-car comfort with room for plenty of luggage.

The family-sized Camry is packed with more standard features to make you and your passengers feel relaxed and comfortable. Behind the wheel, you have the precision of variable assist power rack-and-pinion steering and the responsive handling of Camry's advanced front-wheel drive.

All gasoline-powered Camrys have a sophisticated 2.0 liter SOHC engine with more power for 1986—more passing power, more power for effortless highway cruising. An advanced microcomputer-controlled electronic fuel injection system meters the optimum amount of fuel to the engine for more performance per gallon of gas.

The smooth-shifting electronically controlled 4-speed automatic over-drive transmission (ECT) has a special shift pattern selector. With the touch of a button, you can select "Normal" for everyday driving or "Power" for extra performance when you need it.

The 1986 Camrys are sleek, complete, and stylish: the 4-Door Sedans and 5-Door Liftback have the contemporary good looks of aerodynamic headlights, large window areas, and crisp, stylish lines.

More room, more comfort, and more built-in quality throughout make Camry an exceptional value in a stylish family car.

WHO COULD ASK FOR ANYTHING MORE?

*See EPA mileage statement on Specifications page.

Shown with optional equipment. See Features chart for details.



CAMRY LE SEDAN

ROOMY COMFORT AND MORE



CAMRY LE SEDAN INTERIOR

Inside the Camry LE Sedan, there's exceptional family room and more. Camry is designed for comfort from head to toe.

The seats are wide, deeply cushioned, and upholstered in soft luxury velour cloth. There's a 7-way adjustable driver's seat to give you a tailor-made fit. Camry also features the luxury of plush wall-to-wall carpeting. All controls and gauges are positioned for at-a-glance reading or fingertip reach. And there's a thoughtful dome light entry/fade-out system that fades out automatically.

LE models are value-packed with standard features like power remote controlled mirrors, an advanced electronic AM stereo/FMPX tuner with five speakers, automatic power antenna, tilt steering wheel, dual glove boxes, automatic-off headlight system, and child protector rear door locks.

There's a special Power Package option that includes power windows, power door locks, and a key-in ignition interlock system that prevents locking the driver's door with the keys in the ignition.

A Technics* sound system with an electronic AM stereo/FM/MPX tuner with integral cassette player and 9-band graphic equalizer is available. Another advanced option is the Electronic Display Instrument Panel with digital speedometer and graphic instrument readings.

More room, more comfort, more outstanding features. Camry has more of what you and your family want.

Who could ask for anything more!

*Technics is a trademark of the Matsushita Electric Industrial Co., Ltd.

Shown with optional equipment. See Features chart for details.



MORE VALUE. MORE CHOICE.

All Camrys give you roomy, comfortable, reliable transportation for five adults. The choice you have to make is whether you prefer a 4-Door Sedan with separate large trunk or a 5-Door Liftback with even more room.

The Camry Deluxe Sedan is packed with standard features: variable assist power steering, tilt steering wheel, power-boosted Wide-Flo ventilation, reclining front bucket seats with adjustable headrests and much more.

Choose the Deluxe Sedan and you also have your choice of engines. The turbo-diesel-powered model gives you superb pickup and fuel economy,* thanks to diesel efficiency and 4-speed automatic overdrive transmission.

The gasoline-powered Deluxe Sedan comes with an easy-shifting 5-speed overdrive transmission. Or you can have the optional ECT 4-speed automatic overdrive transmission.

The 5-Door LE Liftback gives you all the comforts, conveniences, and standard features of the LE Sedan along with more room than any other 5-door compact.** The wide-opening rear hatch gives you access to 20.4 cubic feet of carpeted cargo space. The removable cargo shelf conceals valuables behind the rear seats. Need more space? Fold down the Liftback's split rear seatbacks and the cargo space more than doubles.

There's more for you and your family in Camry: front-wheel drive efficiency, big-car comfort and features.

Who could ask for anything more!

*See EPA mileage statement on Specifications page.

**Compact car class as defined by the EPA. Shown with optional equipment. See Features Chart for details.



CAMRY DELUXE SEDAN AND LE LIFTBACK

CAMRY HIGHLIGHTS


MORE PERFORMANCE



TUNGSTEN HALOGEN HEADLIGHTS

ADVANCED STYLING

Camry's crisp, stylish line, aerodynamic halogen headlights, integrated front air dam, and semi-concealed windshield wipers help reduce mileage-robbing wind drag.



CAMRY LE SEDAN



VARIABLE ASSIST POWER RACK-AND-PINION STEERING

FRONT-WHEEL DRIVE TECHNOLOGY

ELECTRONICALLY CONTROLLED 4-SPEED AUTOMATIC OVERDRIVE TRANSMISSION

SHIFT PATTERN SELECTOR

5-SPEED MANUAL OVERDRIVE TRANSMISSION

ELECTRONIC FUEL INJECTION

STATE-OF-THE-ART TECHNOLOGY

For superb handling and "road feel," front-wheel drive pulling power is coupled with responsive rack-and-pinion steering, MacPherson struts, and power-assisted ventilated front disc/rear drum brakes.



Camry Deluxe Sedan with 5-speed manual overdrive transmission.
 *1986 preliminary mileage figures shown. 1986 EPA mileage figures not available at time of printing. See your Toyota dealer for details.

FUEL EFFICIENT

Camry's electronically fuel-injected 2.0 liter gas engine has more power than ever before.


MORE INTERIOR COMFORTS



TWIN GLOVE COMPARTMENTS

LE ELECTRONIC DISPLAY INSTRUMENT PANEL

CRUISE CONTROL




CAMRY DELUXE INTERIOR

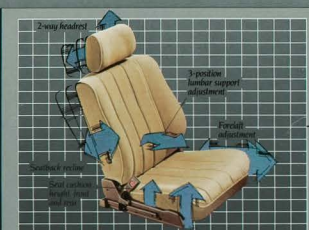
ROOMY COMFORT

Camry gives you maximum room and comfort. Standard features in Deluxe models include stylish velour cloth upholstery, a 5-way adjustable driver's seat, and a center console with storage area.

DIMENSIONS



CAMRY DESIGN FOR ROOM AND COMFORT



LE 7-WAY ADJUSTABLE DRIVER'S SEAT



REMOTE FUEL FILLER DOOR AND TRUNK/LATCH RELEASES

LE POWER REMOTE CONTROLLED MIRRORS

TILT STEERING WHEEL


CONSOLE WITH DUAL STORAGE COMPARTMENTS

ROOM AND CONVENIENCE

Camry's front-wheel drive design and innovative interior space engineering provide generous room for five adults. Thoughtful conveniences on LE models include dual storage areas, tilt steering wheel, and power remote controlled mirrors.

Shown with optional equipment. See Features chart for details.

OPTIONS



ELEGANT CHOICES

You can choose two-tone paint for your Camry LE. Stuffed alloy wheels add flair and a power sunroof adds fresh air.

LE POWER SUNROOF



LE ALLOY WHEELS

LE TWO-TONE PAINT



VARIABLE ASSIST POWER SEATING

DUAL STAGE AIR CONDITIONING



LE ELECTRONIC DISPLAY INSTRUMENT PANEL

ELECTRONICALLY CONTROLLED SPEED AUTOMATIC OVERDRIVE TRANSMISSION



LE POWER PACKAGE

TECHNICS ELECTRONIC ASSISTIVE CASSETTE DECK



ELECTRONIC AM STEREO/FM/MPX TUNER WITH 4 SPEAKERS

SOND CHOICES

Add concert-quality sound to Camry Deluxe with electronic AM stereo/FM/MPX tuner with 4 speakers. Or choose the Technics AM stereo/FM/MPX tuner with 5 speakers, cassette, and 9-band graphic equalizer for Camry LE.

THE TOYOTA TOUCH

What is the Toyota Touch? It's the obligation. And a commitment to you. When you purchase a Toyota car, truck, or van, we want you to derive more satisfaction and receive more value than anyone else can give you. Toyota dealers are committed to providing the extra effort, the special touch, that you deserve when you buy a Toyota.

The Toyota Touch begins with design and engineering that combine innovation, performance, reliability, styling, and economy in every Toyota. Our ongoing goal is to be the best in automotive technology.



The Toyota Touch means using advanced manufacturing techniques, including the most creative use of robotics, to ensure that the Toyota you purchase is in superb condition when you take delivery.



According to surveys of Toyota owners, the Toyota Touch has tangible value. Toyota cars receive the highest rating among small cars for having the lowest incidence of recurring problems after one year of owner-

ship.* Toyota trucks and vans lead their class for owner satisfaction and are unsurpassed for excellence of condition at delivery, according to owners surveyed after one year of ownership.**



But the Toyota Touch means more than product excellence. The Toyota Touch means that you come first, and that it's our commitment to make sure that you are well satisfied with your total ownership experience.

We give you a 12-month/12,500-mile product warranty that states every Toyota is tested and inspected at every stage of manufacture and is also covered by Toyota's limited powertrain warranty of 2 years/24,000 miles. But our commitment is even stronger than that.

The Toyota Touch is our way of doing business with you. It means that every step of the way, from your first visit or phone call to a Toyota dealer—through purchase and delivery—to after-sales service, we're committed to your satisfaction.

GET MORE FROM LIFE—BUCKLE UP!

WHO COULD ASK TOYOTA FOR ANYTHING MORE!

FEATURES

	4-Door LE Sedan	5-Door LE Liftback	4-Door Deluxe Sedan	4-Door Deluxe Turbo-Diesel Sedan
PERFORMANCE				
20 liter 4-cylinder SOHC gasoline engine	S	S	S	—
20 liter 4-cylinder SOHC turbo-diesel engine	—	—	—	S
Front-wheel drive	S	S	S	S
Electronic fuel injection (EFI)	S	S	S	—
Electrically controlled 4-speed automatic, overdrive transmission with shift pattern selector and lock-up torque converter	O	S	O	S ¹
5-speed manual overdrive transmission	S	—	S	—
MacPherson strut front suspension	S	S	S	S
Independent rear suspension with MacPherson struts and gas-filled shock absorbers	S	S	S	S
Variable assist power rack-and-pinion steering	S	S	S	S
Power-assisted brakes (ventilated front disc/rear drum)	S	S	S	S
Full size spare tire with steel wheel	S	S	S	S
High center mount rear stoplight	S	S	S	S
STYLING DESIGN				
Euro-styled tungsten halogen headlights	S	S	S	S
Styled steel wheels with chrome center cap, trim rings and steel bonded radial tires	S	S	S ²	S ²
Aluminum alloy wheels	O	O	—	—
Alloy wheel locks	O ³	O ³	—	—
Color-keyed front and rear bumpers	S	S	—	—
Dual power remote controlled outside mirrors with side-view passenger-side convex mirror	S	S	S ⁴	S ⁴
Extra-wide protective side moldings	S	S	S	S
Rear window wiper/washer with mist cycle	—	S	—	—
Two-tone paint	O	O	—	—
COMFORTS AND CONVENIENCES				
Tachometer, coolant temperature and dual-scale fuel gauges	S	S	S ⁵	S ⁵
Resettable tipometer	S	S	S	S
Padded instrument panel with twin glove compartments	S	S	S	S
Electronic Display Instrument Panel—includes digital speedometer, graphic electronic tachometer, fuel and temperature level indicators	O	O	—	—
Variable assist power steering	S	S	S	S
Digital quartz clock	S	S	—	—
Analog quartz clock	—	—	S	S
Tilt steering wheel	—	S	S	S
4-speed automatic Wide-Flo Ventilation	S	S	S	S
Center console with storage area and armrest	S ⁶	S ⁶	S	S
Reclining front bucket seats with adjustable headrests	S	S	S	S
Drivers seat cushion vertical height adjustment	S	S	S	S
Drivers seat 7-way adjustments with 3-way lumbar support	S	S	—	—
Luxury velour cloth seats	S ⁷	S	S	S
Fold carpeting, including trunk cargo areas	S	S	S	S
Luxury trunk carpeted floor mats	O	O	—	—
Automatic overhead lighting system	S	S	S	S
Automatic illuminated entry/ride-out system	S	S	—	—
Cruise control	O	O	O	O
Dual-stage air conditioning	O	O	O	O
Power Package—includes power windows and door locks, special door trim and key-in-ignition interlock	O	O	—	—
Intrusion Monitoring System	O	O	O	O
Remote trunk, hatch and fuel filler door releases	S	S	S	S
Fixed-down split rear seatbacks with rear deck cargo cover	—	S	—	—
Rear interior sunshade	—	S	—	—
Child protector rear door locks	S	S	S	S
Electric rear window defogger	S	S	S	S
Power sunroof with maplight	O	O	—	—
Tinted glass with upper shaded windshield band	S	S	S ⁸	S ⁸
AM/FM/MPX receiver with 4 speakers	—	O	O	O
Electronic AM stereo FM/MPX tuner with 4 speakers and auto-reverse cassette	—	—	O	O
Electronic AM stereo FM/MPX tuner with 5 speakers and automatic power antenna	S	S	—	—
Technics electronic AM stereo FM/MPX tuner with 5 speakers, auto-reverse cassette and graphic equalizer	O	O	—	—
Auto-reverse cassette player	O	O	O	O
7-band graphic equalizer/amplifier	O	O	O	O

*Not electronically controlled and without shift pattern selector. ²Without trim rings. ³Available January, 1986. ⁴With manual remote control. ⁵Without tachometer. ⁶With twin storage areas. ⁷With twin storage areas. ⁸With fold-down rear armrest. ⁹Without upper shaded windshield band.

SPECIFICATIONS

	GASOLINE			TURBO-DIESEL
	4-Door LE Sedan	5-Door LE Liftback	4-Door Deluxe Sedan	4-Door Deluxe Turbo-Diesel Sedan
BODY FRAME CONSTRUCTION	Unriveted body			Same as gasoline
STEERING TYPE	Rack-and-pinion, collapsible shaft			Same as gasoline
BRAKES	Power-assisted (ventilated front disc, with audible alert wear indicators, rear drum)			Same as gasoline
SUSPENSION FRONT	MacPherson strut with stabilizer bar			Same as gasoline
SUSPENSION REAR	Independent, with MacPherson struts and gas-filled shock absorbers			Same as gasoline
ENGINE TYPE	4-cylinder SOHC EFI			4-cylinder SOHC turbo-diesel
DISPLACEMENT	2.0 liters (1974 cc)			2.0 liters (1974 cc)
TORQUE (SAE NET)	95 @ 4400 rpm			79 @ 4500 rpm
TORQUE (GAE NET)	108 ft-lbs @ 4000 rpm			117 ft-lbs @ 3000 rpm
EXTERIOR DIMENSIONS (inches)				
Wheelbase	102.4	102.4	102.4	102.4
Overall length	175.6	175.6	175.6	175.6
Overall width	66.5	66.5	66.5	66.5
Overall height	54.9	53.9	54.9	54.9
Tread (front)	57.7	57.7	57.7	57.7
Tread (rear)	55.9	55.9	55.9	55.9
INTERIOR DIMENSIONS (inches)				
Head room (front)	38.8	37.6	38.8	38.8
Head room (passenger-side)	38.2	37.0	38.2	38.2
Leg room (front)	42.4	42.4	42.4	42.4
Leg room (rear)	34.6	33.6	34.6	34.6
Shoulder room (front)	55.6	55.6	55.6	55.6
Shoulder room (rear)	55.0	55.0	55.0	55.0
CURB WEIGHT (lbs.)	2458	N/A	2401	N/A
5-speed manual overdrive	2513	2597	2458	2612
4-speed automatic overdrive				
CAPACITIES				
Luggage capacity, rear seat up (cu. ft.)	13.6	20.4	13.6	13.6
Cargo capacity, rear seat down (cu. ft.)	N/A	41.3	N/A	N/A
Fuel tank capacity (gallons)	14.5	14.5	14.5	14.5
TIRES	Steel-Belted Radial 165/70SR13			
Type	Blackwall			
Size	165/70SR13			
EXTERIOR COLORS (INTERIOR COLORS)	Solid White (Gray or Blue) Dark Red (Beige) Blue (Blue)			Metallic Clear Coat Optional Two-Tone Dark Brown, Beige, Light Blue (Blue)
MILEAGE ESTIMATES*	GASOLINE			TURBO-DIESEL
ESTIMATED CITY MPG/ESTIMATED HWY MPG	4-speed Automatic Overdrive	26-32	3-speed Manual Overdrive	26-34
	4-speed Automatic	26-32	3-speed Manual	26-34

N/A—Not applicable. *Not all colors available in all models. ¹1986 preliminary mileage figures shown. 1986 EPA mileage figures not available at time of printing. See your Toyota dealer for details. ²Specifications and equipment based on information available at time of printing and subject to change without notice. Some vehicles shown with optional equipment. See Features chart. For more details on options, accessories and specifications in your area, contact your Toyota Dealer. See 1986 Toyota Accessories Brochure for additional Toyota-approved Accessories.

*1986 J.D. Power & Associates Customer Satisfaction Index. ¹1986 vehicles. ²1985 J.D. Power & Associates Customer Satisfaction Index. ³1984 vehicles. ⁴1984 vehicles. ⁵See your Toyota dealer for warranty details.