

POWER WINDOWS CRESSIDA LEARN IN U.S.A. 100000
© 1989 Toyota Motor Sales, U.S.A., Inc.

WHO
COULD ASK
FOR ANYTHING
MORE!

TOYOTA

CRESSIDA

BY TOYOTA



LUXURY UNLIMITED

The 1986 Cressida Luxury Sedan. For some it's a luxury sedan. For others it's a sports sedan. For you, it's even more, because Toyota craftsmanship makes today's Cressida a rare combination of unlimited luxury, high performance and sophisticated styling. Cressida's responsive 2.8 liter 6-cylinder twin cam electronically fuel-injected engine places more power at your command than many higher priced luxury sedans—an exhilarating 156 horsepower.

An electronically controlled 4-speed automatic overdrive transmission with shift pattern selector and lock-up torque converter enables you to select a Normal or Power driving mode, depending on your individual driving needs. And speed sensing power steering provides you with optimum steering feel, based on your vehicle's speed.

All this Cressida performance is perfectly matched with independent rear suspension and power-assisted ventilated 4-wheel disc brakes for unsurpassed road handling and excellent stopping power.

Cressida delights the eye with contemporary elegance. From its luxurious interior to its sculptured lines, flush-mounted side window glass, and elegant silhouette. Cressida has a style all its own.

The 1986 Cressida Luxury Sedan: an impeccable balance of styling, performance, and luxury, designed to make your every journey a true driving pleasure.

WHO COULD ASK FOR ANYTHING MORE!

Shown with optional equipment. See Features chart for details.



2.8 LITER TWIN CAM ENGINE



CRESSIDA LUXURY SEDAN

Q U I E T E L E G A N C E

From the moment you enter Cressida's interior, you are welcomed. Surrounded by the deeply cushioned, optional glove-soft leather interior shown here, or richly upholstered velour, you immediately discover Cressida is designed for luxurious driving comfort. Settle into Cressida's 7-way adjustable driver's seat, which includes a 2-way adjustable headrest, 2-way vertical seat cushion adjuster, 3-way lumbar support, and seatback angle adjustment. Set the memory-type leather-wrapped tilt steering wheel that adjusts for maximum control and comfort.

The rear passenger area is just as comfortable and luxurious, with more stretch-out leg room than most vehicles in its class.

Cressida's sound system is truly state-of-the-art—a Technics' electronic AM stereo/FM/MPX tuner with integral cassette player, 9-band graphic equalizer, and four high-fidelity dual cone speakers.


For easier access to key controls, Satellite Switch Groups are located at eye level on both sides of the steering column to give you fingertip control of audio and climate systems, outside power mirror controls, and outside mirror defogger controls.

More comfort. More convenience. More luxury. Who could ask for anything more than the 1986 Cressida Luxury Sedan.

*Technics is a trademark of the Matsushita Electric Industrial Co. Ltd.
Shown with optional equipment. See Features chart for details.



ELECTRONIC DISPLAY INSTRUMENT PANEL



CRESSIDA LUXURY SEDAN LEATHER INTERIOR

TECHNOLOGY AT YOUR SERVICE


MORE PERFORMANCE

MORE FEATURES
 Unique Cressida features include automatic illuminated entry, lock-out system, automatic off-headlight system, complete Theft Deterrent System, and an anti-lockout feature to prevent keys from being locked in the car.



CRESSIDA LUXURY SEDAN

SUPERIOR ROADABILITY
 Cressida's aluminum alloy wheels, steel-bellied radial tires and vented 4-wheel disc brakes* provide excellent braking power and road-hugging performance.



POWER REMOTE CONTROLLED OUTSIDE MIRRORS WITH DEFOGGER



VENTILATED 4-WHEEL DISC BRAKES

*Sedan only

MORE INTERIOR COMFORTS

EXCEPTIONAL STANDARDS
 Soft-touch automatic temperature control air conditioning and a superb four-speaker Technics electronic stereo system are controlled both on the dash and through a convenient Satellite Switch Group.



AUTOMATIC TEMPERATURE CONTROL AIR CONDITIONING



AUTOMATIC POWER WINDOWS

SATELLITE SWITCH GROUP (AUDIO/AIR CONTROLS)

TECHNICS STEREO



TECHNICS ELECTRONIC AM/FM STEREO TUNER WITH CASSETTE DECK, 4 SPEAKERS, 40 BAND GRAPHIC EQUALIZER



1645



1835

DIMENSIONS



CRUISE CONTROL



DUAL LIGHTED VANITY MIRRORS



SPORT PACKAGE INTERIOR



POWER WINDOWS AND DOOR LOCKS



AUTOMATIC SHOULDER BELTS



MEMORY-TYPE TILT STEERING WHEEL


Shown with optional equipment. See Features chart for details.

MORE LUXURY
 Cressida's Sports Package includes richly upholstered Sport Seats with a driver's seat that adjusts seven different ways, limited-slip differential, the TEMS suspension, and more.


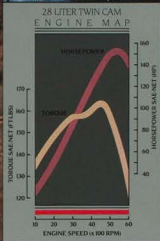


7-WAY ADJUSTABLE DRIVER'S SEAT

POWER CONVENIENCES
 Power features include power windows, door locks, remote outside mirror adjustment and defogger. The front shoulder belt system automatically glides into position.



ELECTRONIC FUEL INJECTION




SHIFT PATTERN SELECTOR



6-SPEED AUTOMATIC OVERDRIVE TRANSMISSION

SMOOTH-SHIFTING
 Cressida's 2.8 liter 6-cylinder twin cam EFI engine is mated with Toyota's electronically controlled 6-speed automatic transmission with "Normal" and "Power" shift pattern selector.



2.8 LITER TWIN CAM ENGINE



5-SPEED MANUAL OVERDRIVE TRANSMISSION

SPORT HANDLING
 Toyota's Electronic Modulated Suspension System (TEMS) on Cressida Sedans with the Sports Package lets you select suspension modes.

VERSATILE LUXURY



CRESSIDA LUXURY WAGON

The 1986 Cressida Luxury Wagon offers you a unique combination of station wagon versatility with Luxury Sedan performance.

One of the most aerodynamically efficient station wagons ever produced, this Toyota wagon is more than just a versatile people mover or cargo hauler; it's very much a driver's machine.

You have the smooth, responsive power of Cressida's 2.8 liter 6-cylinder twin cam electronically fuel-injected engine at your command, giving you power for effortless cruising even when your wagon is carrying a maximum load. The tuned suspension and rack-and-pinion steering with speed sensing power assist make the Cressida Luxury Wagon a responsive, reassuring vehicle to drive.

You'll find the rear cargo space impressive, too. The wide, easy-opening door reveals 70.2 cubic feet of flat-floored carpeted cargo space with a remarkably low liftover height. And a 5-door automatically activated Theft Deterrent System guards your Cressida and your belongings.

Inside the wagon, you'll enjoy all the interior amenities of the Cressida Luxury Sedan, including the comfort and control of fully-reclining front contoured luxury velour cloth seats, and a convenient automatic-off headlight system.

High performance, luxury, and versatility: the Toyota Cressida Luxury Wagon.

Who could ask for anything more!




CRESSIDA LUXURY WAGON

THE TOYOTA TOUCH

What is the Toyota Touch? It's an obligation, and a commitment to you. When you purchase a Toyota car, truck, or van, we want you to derive more satisfaction and receive more value than anyone else can give you. Toyota dealers are committed to providing the extra effort, the special touch, that you deserve when you buy a Toyota.

The Toyota Touch begins with design and engineering that combine innovation, performance, reliability, styling, and economy in every Toyota. Our ongoing goal is to be the best in automotive technology.



The Toyota Touch means using advanced manufacturing techniques, including the most creative use of robotics, to ensure that the Toyota you purchase is in superb condition when you take delivery.



According to surveys of Toyota owners, the Toyota Touch has tangible value. Toyota cars receive the highest rating among small cars for having the lowest incidence of recurring problems after one year of ownership.¹ Toyota trucks and vans lead their class for owner satisfaction and

are unsurpassed for excellence of condition at delivery, according to owners surveyed after one year of ownership.² But the Toyota Touch means more than product excellence. The Toyota Touch means that you come first, and that it's our commitment to make sure that you are well satisfied with your total ownership experience.



We give you a 12-month/152,000-mile product warranty that states every Toyota is tested and inspected at every stage of manufacture and is also covered by Toyota's limited powertrain warranty of 2 years/24,000 miles.³ But our commitment is even stronger than that. The Toyota Touch is our way of doing business with you. It means that every step of the way, from your first visit or phone call to a Toyota dealer through purchase and delivery—to after-sales service, we're committed to your satisfaction.

GET MORE FROM LIFE—BUCKLE UP!

WHO COULD ASK TOYOTA FOR ANYTHING MORE!

¹1991 J.D. Power & Associates Owner Satisfaction Index for 1991 vehicles. ²1991 J.D. Power & Associates Compact Truck Owners Satisfaction Index for 1991 vehicles. ³See your Toyota dealer for warranty details.

OPTIONS



CREATE COMFORTS
Cressida's one-touch power sunroof lifts up or slides back. Other options include a luxurious leather interior (Sedan only) and a handy roof rack for extra luggage (Wagon only).



LUXURY SEDAN TWO-TONE PAINT
SMART ENGINEERING
The Electronic Display Instrument Panel displays instrument readings as digital and graphic readouts. Also included are dual digital tripmeters and shift pattern indicator.



FEATURES	S—Standard O—Optional —Not Available		
	4-Door Luxury Sedan Auto.	4-Door Luxury Sedan 5-Speed	5-Door Luxury Wagon Auto.
PERFORMANCE			
2.8 liter 6-cylinder twin cam engine	S	S	S
Electronic fuel injection	S	S	S
Electronically controlled 5-speed automatic, overdrive transmission with shift pattern selector and lock-up torque converter	S	S	S
5-speed manual overdrive transmission	S	S	—
SPORTS PACKAGE —includes limited-slip differential, Toyota Electronic Modulated Suspension System (TEMS), headlight washers and dual Sport Seats	O	S	—
MacPherson strut front suspension	S	S	S
Independent rear suspension with gas-filled shock absorbers	S	S	—
4-link rear suspension with stabilizer bar	—	—	S
Power-assisted ventilated 4-wheel disc brakes	S	S	S
20% 60R15 speed-rated steel-beaded radial tires	S	S	S
Full-size spare tire with steel wheel	S	S	S
High center mount rear stoplight	S	S	S
STYLING DESIGN			
17" x 6" aluminum alloy wheels	S	S	S
Color-keyed front/rear bumpers and front/rear moldings	S	S	S
Euro-styled tungsten halogen headlights	S	S	S
Dual power remote controlled mirrors with defogger and wide-view passenger-side convex mirror	S	S	S
Theft Deterrent System	S	S	S
Wide protective side moldings	S	S	S
Stainless steel fixed-basket roof rack	—	—	O
Tain rear window wiper/washer	—	—	S
Two-tone paint	O	O	—
COMFORTS AND CONVENIENCES			
Tachometer, coolant temperature gauges and resettable tripmeter	S	S	S
Electronic Display Instrument Panel—includes digital speedometer, graphic electronic tachometer, fuel and temperature level indicators	O	O	—
Trip Computer/Service Reminder	O	O	O
Speed sensing power rack-and-pinion steering	S	S	S
1 leather-wrapped two-spoke steering wheel and parking brake lever	S	S	S
Memory-to-peek steering wheel	S	S	S
Crane control	S	S	S
Satellite Switch Group (Left)—includes outside power mirror, outside mirror defogger and hazard warning controls	S	S	S
Satellite Switch Group (Right)—includes automatic air conditioning and key stereo controls	S	S	S
Illuminated dual vision vanity mirrors	S	S	S
Digital quartz clock	S	S	S
Power windows and centrally controlled power door locks	S	S	S
Automatic shoulder belt system	S	S	S
Soft-touch automatic temperature control air conditioning	S	S	S
Locking fuel filler door with remote release and remote trunk release	S	S	S
Reclining back front bucket seats with 7-way adjustable driver's seat includes 2-way adjustable headrests	S	S	S
Luxury velour cloth seat trim	S	—	—
Luxury velour cloth Sport Seats	O	S	—
Leather Seat Trim Package—includes leather seat trim and leather coordinated door trim	O	O	—
Full console with storage areas and padded armrest	S	S	S
Cut-pile carpeting and fully carpeted trunk, cargo area with deck lid liner	S	S	S
Luxury carpeted floor mats with stitched Cressida logo	O	O	O
Automatic off headlights system	S	S	S
Automatic illuminated entry/fade-out mirror	S	S	S
Electric rear window defogger	S	S	S
Flush-mounted tinted glass with upper shaded windshield band	S	S	S
One-touch tilt and slide power sunroof with dual mailings	O	O	—
Electronic Technics AM stereo FM/MPX tuner with 4 speakers, auto-reverse cassette, 8-band graphic equalizer and automatic power antenna	S	S	S

¹Unrated from disc/rear drum. ²1991 70R14 speed-rated steel-beaded radials. ³14", 5.5" alloy wheels. ⁴Black moldings. ⁵Includes leather-wrapped gearshift knob. ⁶Rear door lock included. ⁷Without remote halos. ⁸Includes Parts of Sports Package. ⁹Brone tinted glass standard with Maroon and beige interiors.

SPECIFICATIONS	4-Door Luxury Sedan Auto.			4-Door Luxury Sedan 5-Speed			5-Door Luxury Wagon Auto.		
	BODY/FRAME CONSTRUCTION			STEERING TYPE			BRAKES, SEDAN, BRAKES, WAGON		
	Unibody								
	Speed sensing power rack-and-pinion, collapsible shaft								
	Power-assisted ventilated 4-wheel disc; rear drum								
	MacPherson strut coil springs and stabilizer bar								
	Semi-trailing arm independent rear suspension, coil springs, gas-filled shock absorbers and stabilizer bar								
	4-link with coil springs, lateral tracking bar and stabilizer bar								
	6-cylinder twin cam EFI 2.8 liters (2759 cc) 170 @ 3200 rpm 165 ft-lbs @ 4500 rpm								
	104.5			104.5			104.5		
	187.8			187.8			189.6		
	66.5			66.5			66.5		
	54.1			54.1			55.7		
	38.8								
	37.6								
	42.0								
	35.2								
	55.0								
	54.7								
	N/A			N/A			79.2		
	12.9			12.9			14.4		
	18.5			18.5			18.2		
	3241			3241			3197		
	Speed-Rated Steel-Belted Radial Black wall 20% 60R15								
	Optional Two-Tone Black, Jade Gray (Jade Gray)								
	Solid Super Silver (Gray) (Marsion Jade Gray) Deep Maroon (Maroon)								
	Solid Super Silver (Gray) (Marsion Jade Gray) Brown (Beige) Dark Blue (Gray) Jade Gray (Jade Gray)								
	ECT 4-Speed Overdrive 19.23			5-Speed Manual Overdrive 19.24			ECT 4-Speed Automatic Overdrive 19.23		
	ESTIMATED CITY MPG			ESTIMATED HWY MPG			ESTIMATED CITY MPG		

N/A—Not applicable. ¹Not all colors available in all models. ²1986 preliminary mileage figures shown. 1986 EPA mileage figures not available at time of printing. See your Toyota dealer for details. ³Specifications and equipment based on information available at time of printing and subject to change without notice. Some vehicles shown with optional equipment. See Features Chart for details on options, accessories and specifications in your area. Contact your Toyota dealer. See 1986 Toyota Accessories Brochure for additional Toyota-approved Accessories.