

WHO **TOYOTA**
COULD ASK
FOR ANYTHING
MORE!



1 9 8 7
CAMRY



TOYOTA

PC7-009 (1/87) 0090-0104
Litho in U.S.A. 3/0090
© 1987 Toyota Motor Sales, U.S.A., Inc.

SOPHISTICATED

CLOSE TO PERFECTION

For 1987, Camry moves closer to perfection by adding sophisticated styling and improved performance to its reputation as the most trouble-free new car sold in America.* A new 2.0 liter twin cam 16-valve electronically fuel-injected engine gives responsive acceleration in traffic and lets you pass on the highway with confidence. Camry offers excellent fuel efficiency** and the superior traction of front-wheel drive.

Whether you prefer the new Camry sedan or the all-new station wagon, you'll discover a car you can really love.

LUXURY AND STYLE

The curved, aerodynamic styling of Camry LE has a touch of continental flair that's beautifully highlighted by the deep, translucent brilliance of the new pearl paint. Aerodynamic headlamps, a new integrated front air dam, color-coordinated bumpers and alloy wheels make Camry LE both beautiful and efficient.

Totally new for 1987, Camry models include the Sedan, Deluxe Sedan, LE Sedan, Deluxe Wagon and LE Wagon; whichever you prefer, you'll discover sleek new styling, performance and reliability. It is a car that comes close to perfection.

WHO COULD ASK FOR ANYTHING MORE!

*Based on problems encountered in first 90 days of ownership—J.D. Power & Associates' 1985 New Car Initial Quality Survey.

**See EPA mileage statement on page 14 for details. Shown with optional equipment. See page 14 for details.



LE SEDAN
Shown in Dark Red Pearl



FOLD-DOWN SPLIT REAR SEATBACKS

CONTEMPORARY

LE WAGON
Shown in Gray Metallic

MASTERPIECE

The new 1987 Camry Wagon is a masterpiece of versatility and stylish comfort. The Camry LE Wagon offers sophisticated aerodynamic styling and convenient carrying capacity.

With the low-liftover design of the rear hatch, cargo loading is easier, and there is up to 651 cubic feet of flat-floor, carpeted storage with the rear seatbacks folded down. The wagon's fold-down rear seatbacks split 60/40, so you can carry long loads and still have room for two in the back seat. A retractable cargo cover assures privacy for the contents.

ELEGANT

The elegant interior of the Camry LE Wagon is feature-filled. It includes convenient automatic front shoulder belts, which retract around you after the door is closed. Standard features also include child protector rear door locks, a tilt steering wheel with memory, remote lock/unlock for the hatch, cargo tie bands, automatic-off headlamp system...and more. And you can choose the optional Technics® electronic AM stereo/FM MPX tuner with auto-reverse cassette and acoustic flavor/tone control equalizer. A sliding glass moonroof is also optional.

Camry's new 2.0 liter twin cam multi-valve engine introduces state-of-the-art technology to the world of station wagons. Thanks to the increased efficiency of Toyota's proven multi-valve design, there's 115 hp for effortless highway cruising without sacrificing fuel economy.**

If you want style, comfort, versatility and proven Toyota reliability in one vehicle, the new Camry LE Wagon is built especially for you.

*Technics is a trademark of the Matsushita Electric Industrial Co., Ltd.

**See EPA mileage statement on page 14 for details. Shown with optional equipment. See page 14 for details.



FULL INSTRUMENTATION

THOUGHTFUL FEATURES

Camry's satisfying interior comes from the many thoughtful features designed to make your driving more pleasant and comfortable.

The seats in the all-new Camry LE are designed to make you feel at home, with soft, patterned velour cloth. The front seats have a stepless reclining feature and an extended track for extra leg room. The driver's seat has an adjustable lumbar support for improved comfort. Soft molded trim on the doors and dash combines with one-piece cut-pile carpeting to surround you in comfort. The Camry LE's controls include power remote-controlled mirrors, optional air conditioning and stalk-mounted cruise control. From the tilt wheel with memory and illuminated entry/fade-out system to its handy pull-out cup holder and automatic front shoulder belts, Camry LE gives careful attention to your comfort and convenience.


CONVENIENCE

Standard in Camry LE is an electronically tuned AM stereo/FM MPX tuner. For the ultimate in sound, the LE offers an optional Technics AM stereo/FM MPX tuner with auto-reverse cassette and acoustic flavor/tone control equalizer, which provides optimum reproduction of the music you select.

There's additional convenience in Camry's 60/40 split rear seatbacks, which let you carry more than a trunk-full and still have room for a rear-seat passenger.

The all-new Camry provides a stylish, comfortable interior, designed to put you at ease and finished with traditional Toyota quality.

Shown with optional equipment. See page 14 for details.




LUXURIOUS

LE INTERIOR
Shown in Maroon Cloth


COMFORTABLE

CONVENIENCES


Camry surrounds you with standard conveniences such as automatic retracting front shoulder belts, tilt steering with memory and variable assist rack-and-pinion power steering. Camry's interior is designed to make driving easy, because all controls are conveniently grouped for easy reach and instruments are designed for legibility.



AUTOMATIC SHOULDER BELTS



TILT STEERING WHEEL WITH MEMORY



POWER STEERING



FULL INSTRUMENTATION



REAR WINDOW WIPER/WASHER



REMOTE TAILGATE LOCK




AM STEREO/FM TUNER, CASSETTE AND EQUALIZER

MORE WAGON CONVENIENCES
The Camry LE Wagon has a wide-opening hatch for easy access to a carpeted flat-floor cargo area: 28.5 cu. ft. with the rear seats up, and 65 cu. ft. with the rear seatbacks folded down. Tie-down bands are standard. The rear window is equipped with its own wiper/washer.



WAGON CARGO AREA



LE CENTER CONSOLE WITH DUAL STORAGE COMPARTMENTS

SPLIT REAR SEATBACKS



MIRROR POWER MIRROR CONTROL



JAZZ - EQUALIZER SETTING



RETRACTABLE REAR CARGO COVER


ADDITIONAL TOUCHES
The rear hatch has a remote lock, while a retractable cargo cover keeps valuables out of sight. An underfloor compartment in the wagon is standard (not shown).

EASY TOUCHES

Camry LE climate controls are new for 1987. Remote power mirror control is conveniently located. Optional for Camry LE is a Technics AM stereo/FM tuner with cassette and acoustic flavor/tone control equalizer, which provides optimum reproduction of the music you select.



DUAL STAGE AIR CONDITIONING



LOW LIFT-OVER HEIGHT



CONSOLE MOUNTED CUP HOLDER

THOUGHTFUL EXTRAS


You get thoughtful extras throughout Camry, from the console-mounted cup holder to child protector rear door locks and remote-controlled rearview mirrors. The Camry LE features a center storage console with dual storage compartments. The 14.6 cu. ft. rear trunk with low-liftover height is even larger when one of the rear split seatbacks is folded down.

For further information on features and options, see page 14.

TECHNOLOGY

TWIN CAM POWER

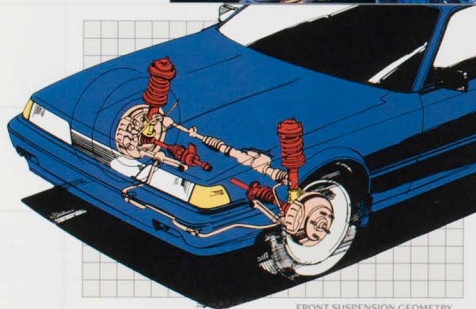
Camry's powerplant is a 2.0 liter twin cam 16-valve electronically fuel-injected engine. It reflects Toyota's commitment in applying advanced technology to produce better vehicles. As a result of the engine's advanced multi-valve design, more power is developed, with excellent fuel economy.*



4 VALVES PER CYLINDER

TWIN CAM ENGINE

*See EPA mileage statement on page 14 for details. For further information on features and options, see page 14.



FRONT SUSPENSION GEOMETRY

SOPHISTICATED SUSPENSION


Camry's front-wheel drive suspension is as refined and modern as its engine. Equal-length driveshafts help give straight-line stability and variable assist power steering provides excellent road feel, while a stabilizer bar helps keep Camry's handling predictable over all road surfaces.

DUAL-MODE TRANSMISSION

The electronically controlled 4-speed automatic overdrive transmission has "Power" or "Normal" modes and is standard in the LE, optional on the Deluxe. A 5-speed manual overdrive transmission is standard on Camry Sedan and Camry Deluxe.



ELECTRONICALLY CONTROLLED 4-SPEED AUTOMATIC OVERDRIVE TRANSMISSION




TRANSMISSION MODES



LE SEDAN
Shown in Dark Blue Pearl



** 1987 EPA estimated mileage figures shown for Camry Deluxe with 5-speed manual overdrive transmission. See your Toyota dealer for complete information.



HALOGEN HEADLAMPS

SLEEK HEADLAMPS
Aerodynamic halogen headlamps add European style.




PEARL PAINT
Camry offers a revolutionary pearl paint. Microscopic pearlescent particles reflect light with a warmth and brilliance that's uniquely Toyota.




PEARL PAINT



FULL-SIZE SPARE TIRE



LE ALUMINUM ALLOY WHEELS



ALL-SEASON RADIAL TIRES

PERFORMANCE

Camry's a performer, whether you're talking about speed or style. Optional alloy wheels are styled to enhance Camry's beauty. There's a full-size spare all-season tire in the trunk.



DELUXE INTERIOR
Shown in Blue Cloth

EXCEPTIONAL



DELUXE WAGON AND DELUXE SEDAN
Shown in Super White and in Light Blue Metallic

INTERIOR COMFORTS

Whether you choose the new Camry Sedan, Camry Deluxe Sedan or Camry Deluxe Wagon, you get ample room for five passengers and luggage, a comfortable interior filled with standard convenience features, plus Toyota quality and dependability. These new models are built to continue the tradition that has made Camry America's most trouble-free car*.

Camry has a 2.0 liter twin cam 16-valve electronically fuel-injected engine for responsive performance and improved efficiency. With the Camry Sedan or Camry Deluxe, you get a 5-speed manual overdrive transmission; or choose an optional ECT 4-speed automatic overdrive transmission with shift pattern selector. All Camrys have a specially designed suspension for superb cornering stability.

The Camry Deluxe Wagon has all the virtues of the Deluxe Sedan and up to 65.1 cubic feet of cargo-carrying capacity. Split rear seatbacks let you carry long parcels and still have room for two rear-seat passengers.

STANDARD CONVENIENCES

The extra-affordable Camry Sedan (not shown) includes such standard features as tilt steering wheel with memory, variable assist power steering, reclining front bucket seats with adjustable headrests, and child protector rear door locks.

Toyota technology, aerodynamic styling and a reputation for being trouble-free make Camry an irresistible package. The Camry Deluxe Sedan and Wagon make the package economical, while the Camry Sedan is especially affordable.

*Based on problems encountered in first 90 days of ownership—J.D. Power & Associates 1985 New Car Initial Quality Survey.
Shown with optional equipment. See page 14 for details.

	4-Door LE Sedan	5-Door LE Wagon	4-Door Deluxe Sedan	5-Door Deluxe Wagon	4-Door Sedan
PERFORMANCE					
2.0 liter 4-cylinder twin cam 16-valve engine with front-wheel drive	S	S	S	S	S
Computer controlled electronic fuel injection and ignition systems	S	S	S	S	S
Electronically controlled 4-speed automatic overdrive transmission (ECT) with shift pattern selector and lock-up torque converter	S	S	O	O	O
3-speed manual overdrive transmission	—	—	S	S	S
MacPherson strut front suspension	S	S	S	S	S
Independent dual link rear suspension with MacPherson struts	S	S	S	S	S
Variable assist power rack-and-pinion steering	S	S	S	S	S
Power-assisted brakes (ventilated front disc/rear drum)	S	S	S	S	S
Full-size spare tire with steel wheel	S	S	S	S	S ¹
High center-mount rear stoplight	S	S	S	S	S
STYLING DESIGN					
Stylized steel wheels with chrome center caps	—	—	S	S	—
Stylized steel wheels with full aerodynamic wheel covers	S	S	O	O	O
Trim rings	—	—	O	O	O
Aluminum alloy wheels with mudguards	O	O	—	—	—
Steel-belted radial tires	S	S	S	S	S
Aero-style tungsten halogen headlamps	S	S	S	S	S
Color-keyed front and rear bumpers	S	S	—	—	—
Dual power remote-controlled outside mirrors with wide-view passenger-side convex mirror	S	S	S ²	S ²	—
Driver-side outside mirror	—	—	—	—	S
Protective side moldings	S	S	S	S	S
Rear window wiper/washer with mist cycle	—	S	—	S	—
COMFORTS AND CONVENIENCES					
Tachometer, coolant temperature and fuel level gauges	S	S	S ¹	S	S ¹
Resettable tripmeter	S	S	S	S	S
Padded instrument panel	S	S	S	S	S
Electronic Display Instrument Panel—includes digital speedometer, graphic electronic tachometer, fuel and temperature level indicators	O ³	O ³	—	—	—
Variable assist power steering	S	S	S	S	S
Digital quartz clock	S	S	S	S	O
Memory-type tilt steering wheel	S	S	S	S	S
Cruise control	O	O	O	O	O
Power-assisted Wide-Flap Ventilation	S ⁴	S ⁴	S	S	S
Automatic shoulder belt system	S	S	S	S	S
Center console with storage area and armrest	S ¹	S ¹	S ¹	S ¹	S ¹
Reclining front bucket seats with adjustable headrests	S ¹	S ¹	S	S	S
Driver's seat cushion vertical height adjustment	S	S	S	S	S
Driver's seat 3-way adjustments with 3-way lumbar support	S	S	—	—	—
Luxury velour cloth seats	S ¹	S ¹	S	S	S ¹
Courtesy interior lights; map, glove box, ashtray, door courtesy (LED), key illumination and trunk/rear cargo area	S	S	S ¹	S ¹	S ¹
Fold-down split rear seatbacks	S	S	—	—	—
Rear deck cargo cover	—	S	—	—	—
Child protector rear door locks	O	S ¹	S	S ¹	O
Full carpeting, including trunk/rear cargo areas	S	S	S	S	S
Luxury grade carpeted floor mats	O	O	O	O	O
Automatic-off headlamp system	S	S	S	S	—
Automatic illuminated entry/fade-out system	S	S	—	—	—
Dual-stage air conditioning with "Economy" mode	O	O	O	O	O
Intrusion Monitoring System	O	O	O	O	O
Remote trunk, hood and fuel filler door releases	S	S	S	S	S ¹
Rear tailgate lock	—	S	—	S	—
Electric rear window defogger with timer	S	S	S	S	S
Power glass sun/moonroof with shade and maplight	S	S	—	—	—
Tinted glass with upper shaded windshield band	S	S	S ¹	S ¹	S ¹
Electronic AM stereo FM MPX tuner with 4 speakers	—	—	O	O ¹	O
Electronic AM stereo FM MPX tuner with 4 speakers and automatic power antenna	S	S ¹	—	—	—
Electronic AM stereo FM MPX tuner with 4 speakers, auto-reverse full-logic cassette amplifier, 3-way acoustic flector/zone control equalizer and automatic diversity-type power antenna	O	O ¹	—	—	—
AM stereo FM MPX electronic tuner with 4 speakers and auto-reverse cassette	O	O ¹	O	O ¹	O
Full-logic auto-reverse cassette player	O	O	O	O	O
PACKAGES					
Two-Tone Paint Package—includes two-tone paint, color-keyed mudguards and outside mirrors	O	—	—	—	—
Power Package—includes power windows and door locks, and key-in ignition interlock	O	O ¹	—	—	—

	4-Door LE Sedan	5-Door LE Wagon	4-Door Deluxe Sedan	5-Door Deluxe Wagon	4-Door Sedan
BODY/FRAME CONSTRUCTION	Unitized body				
STEERING TYPE	Variable assist power rack-and-pinion, collapsible shaft				
BRAKES	Power-assisted (ventilated front disc with audible alert wear indicators/rear drum)				
SUSPENSION FRONT	MacPherson strut with stabilizer bar				MacPherson strut with stabilizer bar
SUSPENSION REAR	Independent dual link with MacPherson strut with stabilizer bar				Independent dual link with MacPherson strut
ENGINE TYPE	4-cylinder twin cam 16-valve EFI				
DISPLACEMENT	2.0 liters (198cc)				
HORSEPOWER (SAE NET)	115 @ 5200 rpm				
TORQUE (SAE NET)	124-ft-lbs @ 4400 rpm				
EXTERIOR DIMENSIONS (inches)					
Wheelbase	102.4	102.4	102.4	102.4	102.4
Overall length	182.1	183.1	182.1	183.1	182.1
Overall width	67.4	67.4	67.4	67.4	67.4
Overall height	54.1	54.5	54.1	54.5	54.1
Tread width (front)	58.1	58.1	58.1	58.1	58.1
Tread width (rear)	56.9	56.9	56.9	56.9	56.9
INTERIOR DIMENSIONS (inches)					
Head room (front)	38.2	38.3	38.2	38.3	38.2
Head room (rear)	36.8	37.7	36.8	37.7	36.8
Leg room (front)	42.9	42.9	42.9	42.9	42.9
Leg room (rear)	34.4	34.4	34.4	34.4	34.4
Shoulder room (front)	54.3	54.3	54.3	54.3	54.3
Shoulder room (rear)	53.7	53.7	53.7	53.7	53.7
CURB WEIGHT (lbs.)					
5-speed manual overdrive	N/A	N/A	2734	2855	—
4-speed automatic overdrive	2811	2921	2789	2910	—
CAPACITIES					
Luggage capacity, rear seat up (cu. ft.)	11.6	28.5	14.6	28.5	11.6
Cargo capacity, rear seat down (cu. ft.)	N/A	69.1	N/A	69.1	N/A
Fuel tank capacity (gallons)	15.9	15.9	15.9	15.9	15.9
TIRES	Steel-Belted All-Weather Radial (Blackwall) 185/70SR14				
Type	Steel-Belted All-Weather Radial (Blackwall) 185/70SR14				
Size	Steel-Belted All-Weather Radial (Blackwall) 185/70SR14				
EXTERIOR COLORS (INTERIOR COLORS)	Metallic Clear Coat				
	Solid Super White (Maroon or Blue)	Solid Silver (Gray) (Gray or Maroon) Beige (Beige) Brown (Maroon) Light Blue (Blue)	Optional Two-Tone Gray/Silver (Gray) Dark Blue Pearl/Light Blue (Blue)		
	Pearl Dark Red Pearl (Maroon) Dark Blue Pearl (Blue)				
MILEAGE ESTIMATES*	ECT 4-Speed Automatic Overdrive 25/31				
		5-Speed Manual Overdrive 27/34		ECT 4-Speed Automatic Overdrive 25/31	

N/A—Not applicable. —Not available. ¹Not all colors available in all models. ²1987 EPA estimated mileage figures shown. See your Toyota dealer for details. ³Specifications and equipment based on information available at time of printing and subject to change without notice. Some vehicles shown with optional equipment; see features chart. For details on 1987 options, accessories and specifications in your area, contact your Toyota dealer.



OPTIONS



FRESH AIR ROOF
Add a breath of fresh-air fun to Camry LE with a power glass sun/moonroof. The see-through retractable roof has an opaque sliding shade.

THE TOYOTA TOUCH

The Toyota Touch is our commitment to give you more satisfaction and to produce better vehicles than any other manufacturer. The extra effort that is the Toyota Touch is evident every step of the way.

The Toyota Touch can be measured in surveys that include customers of other manufacturers. In such surveys, Toyota has distinguished itself as the #1 most trouble-free new car. And the #2... #3 and #4. In fact, six of the top ten most trouble-free new cars sold in America were Toyotas.

Toyota provides a 1-year/125,000-mile basic new vehicle limited warranty and a limited powertrain warranty of 3 years/36,000 miles. Electronic and computerized components have a 3-year/36,000-mile limited warranty. Emission-control devices have a 5-year/50,000-mile warranty, and there is a 5-year/unlimited-mileage corrosion perforation warranty.**

Toyota is a leader in automotive design and technology. For example, Toyota is the largest producer of vehicles powered by electronically fuel-injected, multiple-valve twin cam engines in direct response to your need for exceptional efficiency, economy and performance.

The Toyota Touch is our way of doing business with you.

Get More From Life... Buckle Up!
*Based on problems encountered in first 90 days of ownership—J.D. Power & Associates 1985 New Car Initial Quality Survey
**See your Toyota dealer for warranty details.

LE ALUMINUM ALLOY WHEELS

LE ELECTRONIC DISPLAY INSTRUMENT PANEL

POWER GLASS SUN/MOONROOF

AM STEREO FM MPX PREMIUM ELECTRONIC TUNER WITH AUTO-REVERSE CASSETTE

AM STEREO FM MPX TUNER CASSETTE AND EQUALIZER

INTRUSION MONITORING SYSTEM

DUAL-STAGE AIR CONDITIONING

CRUISE CONTROL

PROTECTION
Camry rests more securely when you select Intrusion Monitoring System. Two selectable sensitivities help eliminate false alarms.