

WHO **TOYOTA**
COULD ASK
FOR ANYTHING
MORE!



MR2



TOYOTA

PCT-007 (3/86) 00800-01908
Litho in U.S.A. (400M)
© 1986 Toyota Motor Sales, U.S.A., Inc.



REMOVABLE T-BAR ROOF

ON YOUR MARK...

Get ready for fun driving! Slip behind the wheel of the 1987 Toyota MR2 and you begin to see—and feel—what a sports car is all about. According to *Car and Driver* magazine: "Any car with a higher fun per dollar quotient wouldn't be allowed by the I.R.S.!"

Top it off—or on—with the all-new T-Bar Roof model for fresh-air freedom. The T-Bar Roof panels are easily removed and can be secured behind the seats. The T-Bar Roof model includes a 7-way adjustable driver's Sport Seat for your personal driving comfort. And the optional Aerodynamic Spoiler Package makes MR2 even sportier. Turn the key that turns on the excitement. You'll discover why *Car and Driver* named MR2 as one of its 10 Best Cars for 1986.*

Press the accelerator. The tach needle swings up to the 7500 rpm redline. It's here you feel the tingling in your spine, reminding you of the high-revving twin cam 16-valve engine mounted midship.

GET SET...GO!

The MR2 is built around its 1.6 liter electronically fuel-injected twin cam 16-valve powerplant. It peaks at 6600 rpm, producing 112 hp. But the MR2 does not conquer by power alone. Acceleration, cruising speed, ride, superb handling and a sporty interior are all elements of its total performance formula.

Sports car experience and proven Toyota quality and workmanship. That's MR2.

WHO COULD ASK FOR ANYTHING MORE!

**Car and Driver*, January 1986. Shown with optional equipment. See page 10 for details.

EXHILARATINGMR2 T-BAR ROOF
Shown in Black Metallic




FULL INSTRUMENTATION

PERFECTION



LEATHER SPORT SEAT INTERIOR
Shown in Black



THE COCKPIT

The most sophisticated performance system of all in the MR2 is you, the driver. Get in, buckle up, and feel yourself become part of this thoroughbred driving machine.

The optional Performance Interior Package with Sport Seats is available in soft velour cloth or black leather. The black leather interior, shown here, features glove-soft leather for the seats, door trim, armrest, parking brake handle and steering wheel.

The 7-way adjustable driver's Sport Seat lets you come close to the ideal race car seat. Both front seats are shaped for excellent lateral support. According to *Automobile* magazine, the MR2 interior is a "model of ergonomic perfection,"* making the relationship of fit and comfort between man and machine complete.

CUSTOM FIT

All the controls are precisely where you want them. Your right hand falls naturally to the specially contoured gear shift. The sporty 3-spoke tilt steering wheel can be positioned for the most comfortable control.

Of course, the instrumentation is complete. There's an analog tachometer and speedometer. In the same cluster are the voltmeter, oil pressure, and coolant temperature gauges. Headlamp and intermittent windshield wiper/washer controls are at your fingertips. And, there's even an optional AM stereo/FM/MPX tuner with optional flavor/tone equalizer.

In MR2, you'll discover a custom fit close to perfection. *Car and Driver* says: "...we humans can take solace from the MR2's interior."**

**Automobile*, April, 1986.

***Car and Driver*, January, 1986.
Shown with optional equipment. See page 10 for details.

IMPRESSIVE

4 - W H E E L I N D E P E N D E N T S U S P E N S I O N

STRONG

High strength, lightweight materials, special body reinforcements, and anti-corrosion features help the MR2 stand tough against the miles.

NIMBLE

State-of-the-art engineering includes 4-wheel power disc brakes, ventilated in front, and quick-ratio rack-and-pinion steering.

COMFORTABLE


To increase riding comfort and achieve superb handling, 4-wheel independent suspension system helps soak up the bumps.

POTENT

High-performance technology in the form of MR2's twin cam 16-valve engine is mounted midship for ideal weight distribution.

STABLE

MacPherson struts on all four corners team up with a spherical joint-type front stabilizer bar. Anti-lift, anti-dive, anti-squat suspension geometry provides optimum control in high-performance driving situations.



THE POWER

Whether you choose the extra affordable MR2 or the extra sporty MR2 with T-Bar Roof/Performance Interior Package and optional leather interior, you'll get responsive performance from a 1.6 liter electronically fuel-injected twin cam four-valve-per-cylinder engine. Toyota is a world leader in advanced twin cam engine technology, and the MR2 shows it.

Only a handful of cars in the world make use of the four-valves-per-cylinder technology, and they're exotic sports machines.

Using four valves per cylinder increases the efficiency of an engine in a number of ways.



4 VALVES PER CYLINDER

can rev more freely and achieve higher rpm, thus producing more power per liter of displacement.

MR2's twin cam 16-valve advanced technology includes Toyota's exclusive Variable Induction System (T-VIS) that automatically tunes the intake charge according to engine rpm. A separate Toyota computer control system regulates electronic fuel injection, electronic spark advance, and air intake for optimum air-fuel mixture and power at all speeds.

THE PERFORMANCE

Until recently, engines with the sophistication of the MR2 were laboriously hand-assembled to ensure perfect fit and balance and were available only in exotic makes and pure race cars. But Toyota developed and refined the manufacturing processes necessary to bring you this ideal sports car engine: a compact, high-efficiency, high-output powerplant. The racing background of the MR2 engine is evident in front-end radiator placement and racing-type engine cooler—two more high-performance features of the MR2.



TWIN CAM 16-VALVE ENGINE

It improves volumetric efficiency; the engine breathes easier and more deeply. With smaller, lighter valves and twin overhead cams—which eliminate pushrods and rocker arms—reciprocating weight is reduced. The engine



MR2 WITH AERODYNAMIC SPOILER PACKAGE
Shown in Super Road

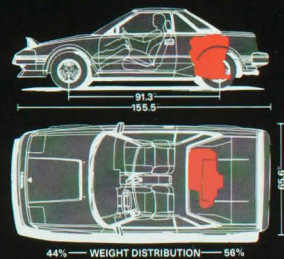
Mid-engine placement results in a virtually ideal static weight distribution of 44%/56%, front-to-rear. Arranging major components near the center of the MR2 helps achieve a desired balance for better handling. Lateral acceleration tests give the MR2 an impressive 0.85g rating.

MR2's powerplant is one of the first automobile engines to balance high performance with high efficiency. It is designed to produce more energy from every ounce of gasoline it burns*, without compromising performance. Perhaps the most remarkable attributes of the MR2's engine are its dependability, low maintenance requirements and superior gas mileage. But you expect that from Toyota, so it should come as no surprise. The MR2 is exactly what it looks like: in the words of *Automobile* magazine, "pure unalloyed driving fun!"**

*See mileage statement on page 10 for details.

***Automobile*, April, 1986.

Shown with optional equipment. See page 10 for details.



44% — WEIGHT DISTRIBUTION — 56%


ADVANCED




AERODYNAMIC STYLING

WIND CHEATING

With its deep front air dam, flush surfaces, and optional Aerodynamic Spoiler Package, the MR2 has a "take-me-driving" look.



RETRACTABLE HEADLAMPS AND AIR DAM

DUAL POWER
REMOTE-CONTROLLED MIRRORS

SPORTY LOOKS

Optional dual power remote-controlled mirrors adjust instantly from the instrument panel. Retractable halogen headlamps add to the sporty look.

5-SPEED
MANUAL OVERDRIVE TRANSMISSION


EASY SHIFTING

Choose the optional electronically controlled 4-speed automatic overdrive transmission or the close-ratio 5-speed manual overdrive transmission.

ELECTRONICALLY CONTROLLED
4-SPEED AUTOMATIC
OVERDRIVE TRANSMISSIONMR2
Shown in Dark Blue Pearl

ECONOMICAL FUN

For 1987, MR2 is even more affordable. With mid-engine placement, full instrumentation and well-detailed interiors, you get true sports car fun at an affordable price.




FRONT STORAGE COMPARTMENT

STORAGE ROOM

MR2's roomy front and rear storage compartments provide two convenient storage areas.



REAR STORAGE COMPARTMENT

MR2 CLOTH INTERIOR
Shown in BlueELECTRONIC AM STEREO / FM / MPX
TUNER WITH 3 SPEAKERS

INNER COMFORTS

MR2's interior is what a sports car is all about. The motoring press gives MR2's interior top marks.

For further information on features and options, see page 10.



GLOVE COMPARTMENT

TILT STEERING WHEEL



CONSOLE STORAGE COMPARTMENT



FRONT-END MASK

ADDED PROTECTION

An optional front-end mask protects the paint from stone chips and other damage while adding sporty looks. Snug fitting and tailored specifically for the MR2, the mask includes protective covering for the pop-up headlamps and cutouts for the turn signals.



REMOTE RELEASES



S—Standard O—Optional	MR2 T-Bar Roof	MR2
PERFORMANCE		
1.6 liter 4-cylinder twin cam 16-valve engine	S	S
Computer controlled electronic fuel injection and ignition systems	S	S
Toyota Variable Induction System (T-VIS)	S	S
Engine oil cooler	S	S
Dual chrome-tipped exhaust	S	S
Close-ratio 5-speed manual overdrive transmission	S	S
Electronically controlled 4-speed automatic overdrive transmission (ECT) with shift pattern selector and lock-up torque converter	O	O
4-wheel independent suspension	S	S
MacPherson strut front suspension with gas-filled shock absorbers	S	S
Front spherical joint-type stabilizer bar	S	S
Independent dual link rear suspension with gas-filled shock absorbers	S	S
Quick-ratio rack-and-pinion steering	S	S
Power 4-wheel disc brakes with ventilated front rotors	S	S
185/60HR14 high-performance low-profile steel-belted radial tires	S	S
185/60HR14 Mud & Snow all-weather low-profile steel-belted radial tires	O ¹	O
High center-mount rear stoplight	S	S
STYLING/DESIGN		
Stylish steel wheels with center wheel caps	S	S
Aluminum alloy wheels	O	O
Color-keyed anti-lift front air dam with flexible edge	S	S
Color-keyed front and rear bumpers	S	S
Color-keyed rear spoiler	O	O
Dual integrated outside mirrors with wide-view passenger-side convex mirror	S ²	S ²
Retractable tungsten halogen headlamps	S	S
Semi-concealed vented anti-lift windshield wipers	S	S
Aerodynamic flush-mounted side glass	S	S
Color-keyed wide protective side moldings	S	S
Anti-chip protectors	S	S
Front and rear mudguards	O	O
Car cover	O	O
Front-end mask	O	O
Two-tone paint	O	O
COMFORTS AND CONVENIENCES		
Electric tachometer, voltmeter, coolant temperature and oil pressure gauges	S	S
Removable tripmeter	S	S
Intermittent windshield wipers	S	S
Digital quartz clock	S	S
Cruise control	O	O
Tilt steering wheel	S	S
Power-assisted Flo-thru ventilation system	S	S
Reclining hi-back bucket seats	S	S
Cloth seat trim	S	S
Full carpeting	S	S
Carpeted floor mats	O	O
Intrusion Monitoring System	O	O
Automatic-off headlamp system	S	S
Dual-stage air conditioning with "Economy" mode	O	O
Dual large integrated door pockets	S	S
Front glove compartment	S	S
Center console storage compartment	S	S
Front and rear luggage compartments	S	S
Remote front hood/rear deck/engine compartment and fuel filler door releases	S	S
Tinted glass with upper shaded windshield band	S	S
Electric rear window defogger	S	S
T-Bar Roof with dual removable tinted panels	S	S
Removable tinted moonroof with shade	O	O
Electronic AM stereo/FM/MPX tuner with 3 speakers	S	S
Electronic AM stereo/FM/MPX tuner with 5 speakers and auto-reverse cassette	O	O
Electronic AM stereo/FM/MPX tuner with 5 speakers, auto-reverse/full-logic cassette, amplifier and 5-way acoustic flavor/tone control equalizer	O	O
PACKAGES		
Aerodynamic Spoiler Package—includes color-keyed rear spoiler, air dam and lower side skirts, rear sunshade with logo, and rear mudguards	O	O
Performance Interior Package—includes reclining cloth Sport Seats with 7-way adjustable driver's seat, leather-wrapped 3-spoke steering wheel and shift knob ³	S	O
Leather Seat Trim Package—includes leather seat trim, coordinated door/center console trim and leather-wrapped parking brake lever	O ⁴	O ⁴
Power Package—includes power windows, door locks and outside mirrors	O ⁴	O ⁴

	MR2 T-Bar Roof	MR2
BODY/FRAME CONSTRUCTION		
Unitized body		
STEERING TYPE		
Rack-and-pinion, collapsible shaft		
TURNING CIRCLE DIAMETER (CURB TO CURB)		
31.5 ft.		
BRAKES		
Power 4-wheel discs with ventilated front rotors and audible alert wear indicators		
SUSPENSION FRONT		
MacPherson strut with offset coil springs, low-pressure gas-filled shock absorbers and spherical joint-type stabilizer bar		
SUSPENSION REAR		
Independent dual link with MacPherson struts, offset coil springs and low-pressure gas-filled shock absorbers		
WEIGHT DISTRIBUTION		
44% front/56% rear		
ENGINE TYPE		
4-cylinder twin cam 16-valve EFI		
DISPLACEMENT		
1.6 liters (165.97cc)		
HORSEPOWER (SAE NET)		
112 @ 6800 rpm		
TORQUE (SAE NET)		
97 ft.-lbs @ 4800 rpm		
COEFFICIENT OF DRAG		
0.36		
LATERAL ACCELERATION (g's)		
0.850		
EXTERIOR DIMENSIONS (inches)		
Wheelbase	91.3	91.3
Overall length	155.5	155.5
Overall width	65.6	65.6
Overall height	48.6	48.6
Tread width (front)	56.7	56.7
Tread width (rear)	56.7	56.7
INTERIOR DIMENSIONS (inches)		
Head room (driver-side)	36.7	37.4
Leg room (driver-side)	36.5	37.2
Leg room (passenger-side)	43.0	42.0
Shoulder room (driver-side)	45.5	45.5
Shoulder room (passenger-side)	53.2	53.2
CAPACITIES		
Luggage capacity (cu. ft.) (front)	2.6	2.6
Luggage capacity (cu. ft.) (rear)	5.2	5.2
Fuel tank capacity (gallons)	10.8	10.8
CURB WEIGHT (lbs.)		
5-speed manual overdrive	2389	2350
ECT 4-speed automatic overdrive	2464	2425
TIRES		
Type	Steel-Belted Radial	Blackwall
Size	185/60HR14	
EXTERIOR COLORS (INTERIOR COLORS)		
	Solid	Metallic Clear Coat
	Super White (Black or Blue)	Silver (Black or Blue)
	Super Red (Black or Beige)	Jade/Beige (Black or Beige)
	Pearl Dark Blue Pearl (Black or Blue)	Optional Two-tone Jade/Beige (Black or Beige)
MILEAGE ESTIMATES*		
	5-Speed Manual Overdrive	ECT 4-Speed Automatic
Estimated city MPG/Estimated highway MPG	26/32	25/32
Performance data for MR2 equipped with optional all-weather radial tires will vary.		
*1987 preliminary mileage figures determined by Toyota. 1987 EPA mileage estimates not available at time of printing. See your Toyota dealer for details.		
Specifications and equipment based on information available at time of printing and subject to change without notice. Some vehicles shown with optional equipment; See Features chart. For details on 1987 options, accessories and specifications in your area, contact your Toyota dealer.		

OPTIONS



ELECTRONICALLY CONTROLLED 4-SPEED AUTOMATIC OVERDRIVE TRANSMISSION



TWO-TONE PAINT WITH AERODYNAMIC SPOILER PACKAGE
Shown in Dark Green/Beige Metallic



SUPER SOUND
An AM stereo/FM/MPX tuner with cassette and acoustic flavor/tone control equalizer delivers "nearly live" sound.



ELECTRONIC AM STEREO AND 5-WAY ACOUSTIC FLAVOR/TONE CONTROL EQUALIZER



7-WAY ADJUSTABLE DRIVER'S SPORT SEAT



SUN/MOONROOF WITH SHADE



CRUISE CONTROL



INTRUSION MONITORING SYSTEM



POWER PACKAGE



DUAL-STAGE AIR CONDITIONING

THE TOYOTA TOUCH

The Toyota Touch is our commitment to give you more satisfaction and to produce better vehicles than any other manufacturer. The extra effort that is the Toyota Touch is evident every step of the way.

The Toyota Touch can be measured in surveys that include customers of other manufacturers. In such surveys, Toyota has distinguished itself as the #1 most trouble-free new car. And the #2...#3 and #4. In fact, six of the top ten most trouble-free new cars sold in America were Toyotas.*

Toyota provides a 1-year/12,500-mile basic new vehicle limited warranty and a limited powertrain warranty of 3 years/36,000 miles. Electronic and computerized components have a 3-year/36,000-mile limited warranty. Emission-control devices have a 5-year/50,000-mile warranty, and there is a 5-year/unlimited-mileage corrosion performance warranty.**

Toyota is a leader in automotive design and technology. For example, Toyota is the largest producer of vehicles powered by electronically fuel-injected, multiple-valve twin cam engines in direct response to your need for exceptional efficiency, economy and performance.

The Toyota Touch is our way of doing business with you.

Get More From Life...Buckle Up!

*Based on problems encountered in first 90 days of ownership—1986 J.D. Power & Associates New Car Initial Quality Survey.

**See your Toyota dealer for warranty details.