

## THE TOYOTA TOUCH

The Toyota Touch is our effort to make all your experiences with Toyota the very best, before the sale and after. The Toyota Touch means we want to satisfy you.

If you ever have any questions, contact your dealer's Customer Relations Manager. For additional information, call our Customer Assistance Center at 1-800-331-4331 (weekdays, 9 a.m. to 9 p.m. EST).

### WARRANTY INFORMATION

A 36-month/36,000-mile basic new vehicle limited warranty applies to all components other than normal wear and maintenance items. Additional 60-month/limited warranties cover your powertrain (for 60,000 miles) and corrosion perforation (unlimited miles). In addition, there may be times when we will establish a special policy adjustment which will further defray repair costs.

### LIMITED WARRANTY SUMMARY

Comprehensive coverage	36-month or 36,000-mile
Powertrain	60-month or 60,000-mile
Corrosion perforation	60-month and unlimited miles

Get More From Life...Buckle Up!

PC1-008 (9/90) 00616-9105  
Litho in U.S.A. (250M)  
© 1990 Toyota Motor Sales U.S.A., Inc.

**TOYOTA**  
*"I love what you do for me."*

'91 MR2



 **TOYOTA**



## PASSION

Indulge the passion of the 1991 Toyota MR2. It's the soul of asphalt-scorching performance and extraordinary handling. MR2 offers beauty of line and shape as well: a design that hones the wind-drag coefficient to a knife-edged 0.31.

In the elite world of 2-seat sports cars, the dramatic mid-engine MR2 doesn't ask for respect, it demands it. But it's not just MR2's state-of-the-art performance, handling or styling that'll put passion in your life. It's the sheer fun you'll discover. This car's a blast. *Road & Track* calls it "...the mid-engine light-heavyweight champion of the world."\*

Both the provocative new MR2 Turbo and MR2 are making passionate statements of performance, precision handling and innovative technology: body language that tells the world where you're coming from...and where you're headed.

MR2 Turbo shown in Crimson Red.

Shown with optional equipment.

\*Reprinted with the permission of *Road & Track*, February, 1990.





## POWERFUL

Its time has come. Inside the MR2 Turbo there's an encyclopedia of modern technology. Start with a mid-engine design that makes handling a joy. The MR2 carries 47.4% of its weight up front and the remaining 52.6% in the rear to provide near-perfect balance. Continue with a 2.0-liter twin-cam 16-valve inter-cooled twin-entry turbocharged 4-cylinder engine with a power curve that peaks like a Roman candle: 200 hp at 6,000 rpm and 200 ft.-lbs. of torque at 3,200 rpm. That translates into an impressive 0 to 60 mph in under six seconds.\* On the power band chart, these numbers may be

heady stuff, but in practice...they'll put new passion in your life: how about doing the quarter mile in a searing 14.56 seconds!\*

The MR2 Turbo offers optional Electro-Hydraulic Power Steering (EHPS) that adjusts steering feel to match your speed. The optional Anti-lock Brake System (ABS) improves control during severe braking for improved straight-line stopping. Under severe braking, the computer-controlled ABS system measures the individual wheel speeds to help prevent unexpected brake lockup.

The balance of power, performance and technology is precise: 4-wheel independent suspension with gas-filled MacPherson struts, and front and rear stabilizer bars with anti-squat geometry round out MR2's agility. A system of spoilers

and an aerodynamic belly pan help to reduce the air turbulence over and under the car to help keep it planted firmly on the road surface.

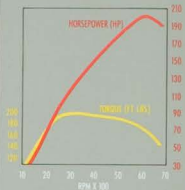
If your idea of a great sports car is one where serious power, precision handling and stunning good looks work together in incredible harmony, then MR2 Turbo is a powerful idea whose time has come.

MR2 Turbo shown in Signal Yellow.

Shown with optional equipment.

\*United States Auto Club certified performance figures.

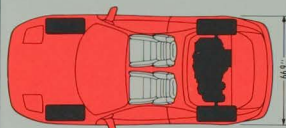
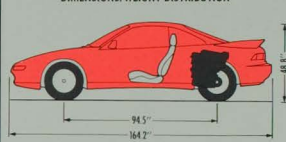
## MR2 TURBO PERFORMANCE




Horsepower	200 hp @ 6,000 rpm
Torque	200 ft.-lbs. @ 3,200 rpm
0-60	5.96 seconds
Braking (60-0)	126 feet
Coefficient of Drag	0.31



## DIMENSIONS/WEIGHT DISTRIBUTION



47.4% front/52.6% rear





## RUSH PACKAGE

The 1991 MR2 Turbo is a compelling argument for the theory that the whole can be greater than the sum of its parts. It adds up to a powerful 2-seat sports car.

In the MR2 Turbo, form follows hot on the heels of function, and everything blends superbly. Design matches functional integrity.

The tantalizing package promises to quicken the adrenalin flow of the most demanding 2-seater sports car enthusiast. Its low front end has a front air dam with integrated foglamps. Other distinctive features include aggressively styled alumi-

num alloy wheels, styled color-keyed power outside mirrors, color-coordinated integrated bodyside moldings, dual side air intake vents, wraparound glass and contoured rear window.

What's more, there's an engine cover with raised air vents and a wedge-shaped tail with a color-keyed aerodynamic rear spoiler to help reduce drag. All present a very slick surface to the wind.

The rear tires are larger than the front for added traction, and help plant the MR2 Turbo in a firm, wide stance on the road. Long, wide and low, MR2 fills the street with presence and widens the eyes of spectators wherever it appears.

Its clean, purposeful beauty is as apparent in the details as the overall breathtaking, sculpted silhouette. If you opt for the T-Bar roof, there are tie-down straps behind the seats to secure the two roof panels.

As packages go, this one is special delivery. Drive one and you'll learn that special handling has just taken on fresh meaning. 1991 MR2 Turbo. It's one mean rush package.

MR2 Turbo shown in Crimson Red.  
Shown with optional equipment.





## CONTROL CENTER

A textbook example on comfort: the glove-fit, ergonomically superior cockpit of the 1991 MR2 Turbo.

The high-tech instrumentation, for instance, combines 160-mph speedometer, tachometer, tripmeter, coolant temperature, fuel level and turbo-boost gauges in an easy sweep of vision.

Optional stalk-mounted cruise control is an example of driver-helpful detail. Another is the illuminated entry/exit system which fades out the dome light gently.

Slide into the 7-way adjustable driver's Sport Seat. It's covered in sport cloth or you can choose optional glove-soft leather trim.

Adjust the tilt steering wheel to one of its seven available positions and note that the short-throw shifter is right at your fingertips.

The optional 160-watt maximum-power Premium 3-in-1 ETR/Cassette/CD with seven speakers pumps out dramatic, undistorted sound.

Leg room, head room, shoulder room, storage—all gain ovations from passenger and driver alike.

Features include a lockable rear storage box and a 3-compartment center console. The driver-side air bag Supplemental Restraint System (SRS)\* helps reinforce peace of mind, and the 4-spoke steering wheel that contains it is leather-wrapped, as are the manual shift and parking brake levers, all standard in MR2 Turbo.

Optional Electro-Hydraulic Power Steering (EHPS) reduces power drain on the engine and adjusts the steering based on the driving conditions via an on-board computer and sensors.

Take a look through the wrap-around glass to see the ground you're rapidly gaining. Once comfortably underway, you've found your rhythm. From backing slowly out of your driveway to highway speed, the feeling is complete. From your control center, every trip in the MR2 is a refresher course in spirited driving.

Shown in optional Black Leather Trim Package.

Shown with optional equipment.

\*1991 MR2 models feature a driver-side air bag Supplemental Restraint System (SRS) which activates in a front-end accident of enough magnitude to inflate the bag. In a moderate collision, primary protection is provided by the 3-point lap and shoulder belt system, and the air bag may not inflate. So, safety belts should be worn at all times by all occupants.





## WHITE HEAT

From MR2's retractable halogen headlamps to its dual chrome-tipped exhaust pipes, sleek style and high performance merge into near-perfect fusion. Wind is swept into the front air intake, through the vented engine cover, along the smart black rocker panels and wraparound glass, slicing the drag coefficient to 0.31.

MR2 cuts a fast swath with 130 hp and 140 ft.-lbs. of torque generated by its 2.2-liter twin-cam 16-valve EFI powerplant. Four-wheel ventilated disc brakes provide the stopping power; larger rear tires than front, with flashy standard wheel covers, are stoppers as well.

When it passes, MR2 leaves a brilliant after-image. The white-hot MR2 is Toyota's most radiant image.

MR2 shown in Super White.  
Shown with optional equipment.





## FEATURES SPECIFICS

Here come the 1991 Toyota MR2s in all their unbridled glory—fulfilling your wishes in many ways, ranging from a precise balance of power to superb beauty and handling. As you become familiar with the MR2, you'll discover more standard specifics, including dual map pockets and integrated audio speakers in the doors, cut-pile carpeting and ergonomically designed controls that place MR2 altogether in the driver-friendly category.

**1** A handy lockable rear storage compartment is located behind the passenger seat and is a convenient hideaway for valuables.

**2** There's a unique 3-compartment console storage box located between the seats of MR2 Turbo for cassettes and CDs. (Storage box available through optional Leather Trim Package on MR2.)

**3** MR2's spirited 2.2-liter 4-cylinder twin-cam 16-valve EFI engine is the heart of MR2's passion. 130 hp at 5,400 rpm plus 140 ft.-lbs. of torque at 4,400 rpm give the MR2 sizzle.

**4** MR2 Turbo's Deluxe ETR/Cassette delivers crystalline sound through six speakers. Twelve presets receive your favorite stations quickly. (Optional on MR2.)

**5** These standard 4-way adjustable sporty cloth seats provide slide, recline, seat cushion height and headrest vertical adjustments. They're shown in black sport cloth. A 7-way adjustable driver's Sport Seat is standard on MR2 Turbo and available on MR2 as part of the optional Leather Trim Package.

**6** For a 2-seater sports car, MR2's trunk space is phenomenal: almost 5-1/2 cubic feet! This trunk will hold luggage or two bulky golf bags.

**7** A tilt steering wheel offers 7-step adjustment and a convenient locking swing-up feature.



**8** 1991 MR2 models feature a driver-side air bag Supplemental Restraint System (SRS) which activates in a front-end accident of enough magnitude to inflate the bag. In a moderate collision, primary protection is provided by the 3-point lap and shoulder belt system, and the air bag may not inflate. So, safety belts should be worn at all times by all occupants.

MR2 Turbo shown in Crimson Red; MR2 shown in Super White.

Shown with optional equipment.

For further information on features and options, see page 15.





## ADDITIONALLY

Additional options make MR2 ownership even more exhilarating.

**1** MR2's optional premium sound systems put you in the middle of the chorus. You can select a Premium 3-in-1 ETR/Cassette/CD with seven speakers. Its features include bass, treble and mid-range tone controls, programmable equalization, Dolby® B and C noise reduction and CD random access.

**2** A 4-speed electronically controlled automatic overdrive transmission is optional on MR2.\*

**3** Race-designed aluminum alloy wheels (optional on MR2, standard on Turbo) are custom-engineered: the rear wheels are one inch wider than the front for added traction.

**4** When you select either of the two optional Premium audio systems, a bi-amplified woofer is located in a bass-reflex enclosure behind the driver's seat. In addition, both doors feature full-range speakers. The tweeters complement rear quarter panel mid-range speakers, and the whole effect is that of a seat, front row center.


**5** A color-keyed aerodynamic rear spoiler is standard on MR2 Turbo, optional on MR2. It visually underscores performance, going away.

**6** An optional open-air pop-up/removable glass sunroof with sunshade will please the outdoor types. There's storage for it in the front trunk compartment with a special hold-down clamp to secure it.



**7** Select this integrated Toyota Theft Deterrent System.\*\* A red warning light on the dashboard signals that the alarm is fully armed. When activated, the headlamps flash, the horn honks and the ignition is disabled.

**8** No matter what the weather is, MR2's climate-control air conditioning system keeps you comfortable. Controls are clustered in a central panel for quick, easy access.



**9** Contoured switches are clustered conveniently in the door armrests. They control the optional power windows with driver-side "auto-down" feature, power door locks and power outside mirrors.

®Dolby is a registered trademark of Dolby Labs, Inc.

\*Not available with T-Bar roof or MR2 Turbo models.

\*\*Requires Power Package.



'91 MR2

## COLORS

17

### Interior Trim Levels

Sport Fabric

Leather Trim Package\*\*

### Colors

Blue or Black

Black

### Exterior Finish

Super White

Steel Gray Mist†

Aquamarine Pearl

Signal Yellow

Nautical Blue Metallic

Crimson Red

Black

### Interior

Blue or Black\*

Black

Black

Black

Blue or Black\*

Black

Black

## SAFETY

For over fifty years Toyota has built vehicles which have achieved the highest recognition for quality, dependability and engineering excellence. These accomplishments are a result of Toyota's commitment to build vehicles that respond to your needs. It is a commitment based on the belief that well-built, dependable and trouble-free vehicles are safer vehicles. And it is a commitment which requires that everything that goes into a new Toyota—design, materials, manufacture, workmanship—does so with your safety, comfort and driving enjoyment in mind. Because, ultimately, the most important thing that goes into any new Toyota is you.

### 1991 MR2 SAFETY FEATURES INCLUDE:

- Driver-side air bag Supplemental Restraint System (SRS)††
- 3-point seatbelts
- Side door intrusion beams
- LED high-mount third brake light
- 4-wheel ventilated disc brakes
- Optional Anti-lock Brake System (ABS)

†† See page 13 for more information on MR2's air bag SRS system.

\*Black fabric not available in this exterior color.  
†Optional.  
\*\*MR2 Turbo model only.





'91 MR2

15

**MECHANICAL**

	MR2 Turbo	MR2
Twin-entry intercooled turbocharged 2.0-liter 4-cylinder twin-cam 16-valve EFI engine	S	—
2.2-liter 4-cylinder twin-cam 16-valve EFI engine	—	S
5-speed manual overdrive transmission	S	S
4-speed electronically controlled automatic overdrive transmission (ECT)	—	0 <sup>1</sup>
4-wheel independent MacPherson strut suspension	S	S
Electro-Hydraulic Power Steering (EHPS)	0	0
Quick-ratio rack-and-pinion steering	S	S
Power-assisted 4-wheel ventilated disc brakes	S	S
Anti-lock Brake System (ABS)	0	0

**EXTERIOR**

Retractable halogen headlamps	S	S
Front air dam with integrated foglamps	S	—
Color-keyed bumpers, door handles and front air dam with black flexible lower-edge guard	S	S
Dual color-keyed power outside mirrors	S	0 <sup>2</sup>
Dual black manual remote-controlled outside mirrors	—	S
Color-coordinated integrated bodyside moldings	S	S <sup>3</sup>
Black anti-chip rocker panel moldings	S	S
Engine cover with raised air vents and dual bodyside air intake vents	S	S <sup>4</sup>
Lockable T-Bar roof panels with removable sunshades	0	0 <sup>3</sup>
Pop-up/removable tinted-glass sunroof with sunshade	0	0
Color-keyed aerodynamic rear spoiler	S	0
5-spoked aluminum alloy wheels	S	0
Full aerodynamic wheel covers	—	S
Chrome-tipped dual exhaust pipes	S	S
Full underbody aerodynamic belly pan	S	S

**INTERIOR**

7-way driver's Sport Seat—includes slide, recline, cushion height, side bolsters, 3-position lumbar and headrest vertical/tilt adjustments	S	0 <sup>4</sup>
4-way driver's Sport Seat—includes slide, recline, seat cushion height and headrest vertical adjustments	—	S
Cloth seats and door trim with dual door map pockets and integrated speakers	S	S
Front-end mask with storage bag	A	A
Tinted glass	S	S
Leather-wrapped steering wheel, manual shift and parking brake levers	S	0 <sup>4</sup>
3-compartment center console storage box	S	0 <sup>4</sup>
Lockable glove box and passenger-side rear storage box	S	S
Driver-side air bag Supplemental Restraint System (SRS)	S	S
3-point seatbelts with adjustable shoulder belt anchors	S	S
Air conditioning	0	0
Heavy-duty rear window delogger and side window demisters	S	S
Tilt steering wheel with 7-step adjustments and locking swing-up feature	S	S
Stalk-mounted cruise control—includes variable intermittent windshield wipers	0	0
Intermittent windshield wipers with mist cycle feature	S	S
Automatic illuminated entry/exit fade-out system	S	0 <sup>2</sup>
Remote hood, engine compartment, trunk and fuel filler door releases	S	S
Tachometer, 160-mph speedometer, odometer, coolant temperature, fuel level and turbo-boost gauges	S	S <sup>2</sup>
Resettable tripmeter	S	S
Digital quartz clock	S	S
Seatbelt, low fuel level, door ajar, oil pressure, brake, battery, air bag and engine warning lights	S	S
Integrated Toyota Theft Deterrent System with security light	0 <sup>4</sup>	0 <sup>4</sup>

**AUDIO SYSTEMS**

ETR Radio with four speakers	—	S
Deluxe ETR/Cassette with six speakers	S	0
Premium ETR/Cassette with seven speakers	0	0
Premium 3-in-1 ETR /Cassette/CD with seven speakers	0	0
Compact Disc Deck	A	A
Auto-reverse Cassette Deck	A	A

**PACKAGES**

Leather Trim Package—leather trim Sport Seats with driver-side 7-way adjust, coordinated leather door trim, leather-wrapped steering wheel, manual shift and parking brake levers, 3-compartment center console storage box, passenger-side seatback map pocket, power windows, door locks, dual color-keyed power outside mirrors and automatic illuminated entry/exit fade-out system	0 <sup>3</sup>	0
Power Package—includes power windows, door locks, and dual color-keyed outside mirrors and automatic illuminated entry/exit fade-out system	0 <sup>10</sup>	0

MR2 Turbo MR2

**DATA**

S Standard  
O Optional  
A Dealer-installed accessory

—Not available  
N/A Not applicable

<sup>1</sup>Not available with T-Bar roof model.  
<sup>2</sup>Part of Leather Trim and/or Power Packages.  
<sup>3</sup>Black bodyside moldings.  
<sup>4</sup>Not air vents.  
<sup>5</sup>Not available with automatic transmission.  
<sup>6</sup>Part of Leather Trim Package.  
<sup>7</sup>With 140-mph speedometer, voltmeter replaces turbo-boost gauge.  
<sup>8</sup>Requires Power Package; also available as a dealer-installed accessory.  
<sup>9</sup>Leather-wrapped steering wheel, manual shift and parking brake levers, 3-compartment center console, 7-way driver's Sport Seat, seatback map pocket and dual color-keyed power remote-controlled outside mirrors standard.  
<sup>10</sup>Color-keyed dual power outside mirrors standard.

<sup>11</sup>1991 preliminary EPA mileage figures determined by Toyota. 1991 EPA estimated mileage figures not available at time of printing. See your Toyota dealer for details.

'91 MR2

16

**MECHANICAL/PERFORMANCE**

MR2 Turbo

MR2

Body/frame construction	Unitized/monocoque	
Steering type	Quick-ratio rack-and-pinion, collapsible-shaft	
Turning circle diameter, curb to curb (ft.)	32.2	
Brakes	(front) (rear)	Power-assisted ventilated discs (double-piston calipers on Turbo) Ventilated discs
Suspension	(front) (rear)	Independent MacPherson struts with offset coil springs, low-pressure gas-filled shock absorbers and stabilizer bar Independent MacPherson struts with offset coil springs, low-pressure gas-filled shock absorbers and stabilizer bar
Engine type	Twin-entry intercooled turbocharged 4-cylinder twin-cam 16-valve with EFI	4-cylinder twin-cam 16-valve with EFI
Displacement	2.0 liters (1,998cc)	2.2 liters (2,164cc)
Horsepower (SAE net)	200 @ 6,000 rpm	130 @ 5,400 rpm
Torque (SAE net)	200 ft.-lbs. @ 3,200 rpm	140 ft.-lbs. @ 4,400 rpm
Drivetrain	Rear-wheel drive, mid-engine layout	Rear-wheel drive, mid-engine layout
Weight distribution (front/rear)	47.4%/52.6%	47.4%/52.6%
Coefficient of drag (c <sub>d</sub> )	0.31	0.31

**ELECTRICAL**

Alternator	72-volts, 70 amps.
Ignition system	Electronic
Battery	Maintenance-free, 60-amps./hr.

**EXTERIOR DIMENSIONS (in.)**

Wheelbase	94.5	94.5
Overall length	164.2	164.2
Overall width	66.9	66.9
Overall height	48.8	48.8
Tread width	(front) 57.9 (rear) 57.1	57.9 57.1

**INTERIOR DIMENSIONS (in.)**

Head room	37.5 (with sunroof) 36.8 (with T-Bar roof) 36.8	37.5 36.8 36.8
Leg room	43.4	43.4
Shoulder room	54.0	54.0
Hip room	52.2	52.2

**CURB WEIGHTS (lbs.)**

5-speed manual overdrive	2,758	2,599
4-speed ECT automatic overdrive	2,782 (with T-Bar roof) N/A	2,626 2,672

**CAPACITIES**

Cargo capacity, front (cu.ft.)	1.0	1.0
Cargo capacity, rear (cu.ft.)	5.5	5.5
Fuel tank (gals.)	14.3	14.3

**TIRES**

Type	MR2 Turbo	MR2
Steel-belted "V" speed-rated radial blackwalls	Steel-belted "H" speed-rated radial blackwalls	
Sizes	(front) 195/60R14 85V (rear) 205/60R14 88V	195/60R14 85H 205/60R14 87H
Spare	Temporary	

**MILEAGE ESTIMATES<sup>11</sup>**

EPA estimated MPG city/highway	5-speed manual overdrive 20/27 4-speed ECT automatic overdrive N/A	22/28 22/29
--------------------------------	---	----------------

**SPECS**

Specifications and equipment based on information available at time of printing and subject to change without notice. Some vehicles shown with optional equipment; see Features and Specifications charts. For more details on 1991 options, dealer-installed accessories and specifications in your area, contact your local Toyota dealer. A vehicle with particular equipment may not be available at the dealership. Ask your Toyota dealer to help you try to locate a specifically equipped vehicle.

Dolby® is a registered trademark of Dolby Labs, Inc.

<sup>1</sup>Not available with T-Bar roof or MR2 Turbo models.

<sup>2</sup>Requires Power Package.