

TOYOTA TOUCH

1992 CAMRY

The Toyota Touch is our effort to make all your experiences with Toyota the very best, before the sale and after. The Toyota Touch means we want to satisfy you.

If you ever have any questions, contact your dealer's Customer Relations Manager. For additional information, call our Customer Assistance Center at 1-800-331-4331 (weekdays, 9 a.m. to 9 p.m. EST).

WARRANTY INFORMATION

A 36-month/36,000-mile basic new vehicle limited warranty applies to all components other than normal wear and maintenance items. Additional 60-month limited warranties cover your powertrain (for 60,000 miles) and corrosion perforation (unlimited miles). See your Toyota dealer for complete details. In addition, there may be times when we will establish a special policy adjustment which will further defray repair costs.

LIMITED WARRANTY SUMMARY


Comprehensive coverage: 36 months or 36,000 miles

Powertrain: 60 months or 60,000 miles

Corrosion perforation: 60 months and unlimited miles



"I love what you do for me."





1992 CAMRY

We could have just given it a face-lift. Instead we gave it a make-over. Our team of designers started with a clean sheet of paper. With the emphasis on "all-new" and "for America," they began one of the most challenging assignments of their careers. They used the very latest techniques in design and manufacturing to achieve stunning improvements in every area: a safer, roomier, quieter and even more powerful Camry than ever before. But one thing didn't change: the Toyota commitment to quality and reliability.



INTRODUCING THE 21ST CENTURY. We just couldn't leave well enough alone. The 1992 Camry is the sedan of the future that you can have right now.

CAMRY SAFETY/TECHNOLOGY



SAFETY IS STANDARD.
Every '92 Camry is equipped with a driver-side air bag Supplemental Restraint System (SRS)*



SUPER STRUCTURE.
Camry's engineers designed a more rigid body by utilizing direct panel-to-panel bonding, welded side member joints and reinforced rear cross member.



STOPPING POWER.
Camry's power-assisted ventilated front disc brakes have improved capacity to help bring you to a swift halt.

POWER OF THE PEN.

Camry's engineers worked closely with the design team resulting in a final product remarkably close to the earliest concept drawings.



WE COULD HAVE JUST MADE IT SAFER. INSTEAD WE MADE IT TOUGHER. SURER AND SAFER. Camry's engineers set out to make the new Camry better than ever before. The refinements began in design and are realized on the assembly line. Toyota incorporated new structural adhesives in addition to traditional welding techniques in order to fuse Camry's body panels into a unified, rigid structure. High-tensile-strength steel sheets are used in the body structure to keep Camry light without sacrificing strength. Extra reinforcement at the suspension and subframe attaching points enhances durability, straight-line stability and cornering. The roof, door beams and lower panels all benefit from increased rigidity, and key body areas utilize several types of noise dampening materials.

A HANDLE ON HANDLING. Close attention to the suspension and braking systems has upgraded the Camry's handling and control. Anti-dive geometry works with the front MacPherson strut suspension to help keep the car level while braking. Larger rotors with greater front disc brake capacity provide even better stopping power. Camry V6 models offer 4-wheel disc brakes, and all Camrys can be equipped with an optional Anti-lock Brake System (ABS) for enhanced steering and control while braking. Ride and cornering are enhanced by the rear independent dual-link suspension with stabilizer bar.



STEADY AS SHE GOES.

An Anti-lock Brake System (ABS) is optional on all Camrys. ABS uses a computer with front and rear speed sensors to help avoid brake lockup and maintain steering control during sudden stops.

Additional safety features include a standard driver-side air bag (SRS)*. Adjustable front shoulder belt anchors help to improve your comfort, and brighter halogen headlamps improve night visibility.

Camry's aerodynamic body and flush exterior surfaces reduce wind noise to make the interior quieter. As a result, you'll find that the 1992 Camry is a haven of comfort and control that will help keep you relaxed and alert.

*The Camry features a driver-side air bag Supplemental Restraint System (SRS) which activates in a front-end accident of enough magnitude to inflate the bag. In a moderate collision, primary protection is provided by the three-point lap and shoulder belt system, and the air bag may not inflate. So, safety belts should be worn at all times by all occupants.



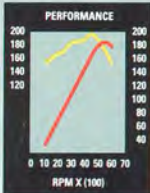
CAMRY PERFORMANCE



SMOOTH POWER

Camry's new 4-cylinder engine features 181° intake/exhaust for improved performance. Also, increased valve lift helps keep it smooth.

See separately published owner literature for details.



POWERFULLY REWARDING. Camry's V6 engine offers great responsiveness and rewarding passing capability, thanks to its 185 hp and 195 lb.-ft. of torque.

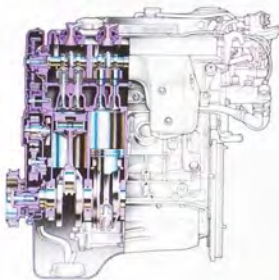


V6 APPEAL

Camry's new V6 has four camshafts, 24 valves and a stronger, more rigidly mounted crankshaft for powerful operation. A hydraulic cooling fan is controlled electronically for quiet, smooth operation.

NUMBERS GAME

Camry's 4-cylinder engine features dual balance shafts, twin camshafts and 16 valves for smooth yet potent performance.



WE COULD HAVE JUST GIVEN IT MORE MUSCLE. INSTEAD WE GAVE IT MORE BRAINS. The all-new Camry offers quite an interesting inside story. Let's start with the powerplants. Both the 4-cylinder and V6 engines achieve major gains in power and torque. The intake path of the V6 adjusts to meet performance needs, and an air-assist system improves fuel burning. Increased compression ratios and knock-control sensors improve performance, while higher valve lifts and reshaped intake ports give better breathing efficiency. The 4-cylinder powerplant has a refined smoothness due to new dual balance shafts which help cancel virtually all of the engine's natural vibrations.



LESS IS MORE

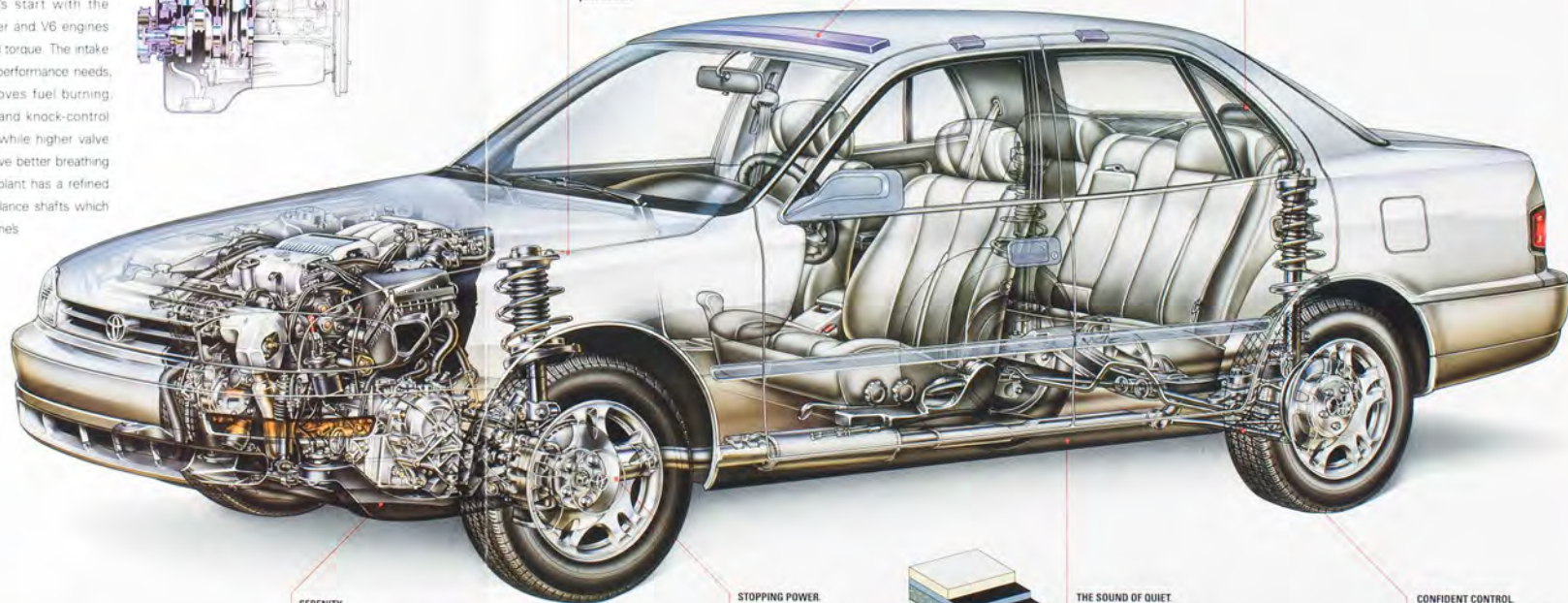
The new Camry has close-fitting body panels for a cleaner appearance and smoother, more efficient aerodynamics. The smoother airflow reduces turbulence and contributes to Camry's quiet interior.

BLOCKS OF QUIET

Strategically placed foam rubber blocks inside the roof panels and pillars help to further enhance Camry's quiet ride.



NOT JUST FOR APPEARANCE'S SAKE. Flush glass surfaces are as easy on the airflow as the eyes, improving aerodynamics as well as appearance. Camry 6-cylinder models have a Cd of only 0.34.

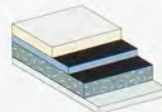


SERENITY

A front cradle-type subframe utilizes hydraulic engine mounts to isolate engine noise. A rear subframe helps reduce overall noise and vibration in the body.

STOPPING POWER

Large front ventilated disc brakes combine with larger wheels and tires to give the 1992 Camry enhanced control whether you're stopping, steering or enjoying a leisurely cruise down the highway.



THE SOUND OF QUIET

Composite asphalt sheeting provides efficient sound reduction. A sandwich design of resin and asphalt places three layers of sound-absorbing materials between the steel body and chassis panels to minimize vibration and road noise.

CONFIDENT CONTROL

Camry's rear independent dual-link suspension uses a trailing arm and dual transverse lower links to help maintain precise control even over rough surfaces.

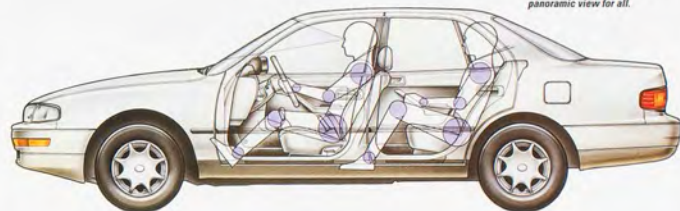


CAMRY ERGONOMICS

WE JUST COULDN'T LEAVE WELL ENOUGH

ALONE. Camry has always made efficient use of its interior space. We could have settled for just making it bigger. But making something bigger doesn't always make it better. Everything in the interior was reevaluated. If more elbow room could be gained by recessing the door panels, it was worth doing. If the traditional way of mounting the front seats to the floor takes up too much rear foot room, then why not design a side-mount system? Another good idea. Our engineers even curved the front seatbacks, adding rear passenger leg room, making Camry's rear seats an even more comfortable place to be.

Thanks to Camry's wider body, the front seat shoulder room is widened by 2.5 in., and hip room is increased by over 3.5 in. Both front and rear seat passengers have more head room, too. Recessed rear seatbelt buckles are kept out of the way for increased comfort and better appearance.



SPACE VEHICLE.
There are more than 24 inches of increased interior space for driver and passenger comfort. A large glass area provides a panoramic view for all.

CAMRY PUTS A NEW ANGLE ON CONVENIENCE.

ENCE. Once inside Camry, you have the sense that it's waiting attentively for your slightest command. That's because the central control panel is angled toward you for easier operation. The instruments are large, easy-to-read analog gauges, and even the windshield wiper coverage area has been increased to improve visibility in inclement weather. Camry's interior is quieter and more relaxing because of strategically placed sound-absorbing materials. A selection of soft fabrics and a design theme of softly curved lines further enhances its feeling of serenity. Toyota quality means more than craftsmanship. By taking a fresh look at the way people fit into a vehicle, Toyota made bigger and better work together beautifully.

BELT UP.

Getting comfortable with safety is even easier with Camry's adjustable front shoulder belt anchors. You can raise or lower the belt so it fits comfortably.



TICKLE YOUR TOES.

Camry's well-engineered front seat mounts leave more foot room for rear-seat passengers.



SAY COMFORT FIVE WAYS.

In Camry LE the 5-way driver's seat offers headrest vertical/tilt, slide, recline and seat cushion height adjustments over a broad range to help assure your comfort.

DELUXE SEDAN



Deluxe Sedan shown in Dark Emerald Pearl

WE DIDN'T JUST BUILD A BETTER CAR.

WE CRAFTED A CAMRY. The Deluxe Sedan, the most affordable Camry, is filled with desirable features. A tilt steering wheel with driver-side air bag Supplemental Restraint System (SRS),* color-keyed bumpers, Electronically-Tuned Radio (ETR) with 4 speakers and a fold-down 60/40 split rear seat with center armrest and dual headrests are all standard. The seats and door panels are finished in a soft, durable fabric that's complemented by full cut-pile carpeting to further enhance a feeling of comfort and quiet. Additional features include auto-off headlamps, intermittent wipers, a digital clock and a padded center console box for carrying personal items.

CAPACITY.
Camry's designers added more trunk room. It now has 14.9 cu. ft. of room and a low liftover to make loading easy.



DELUXE MEANS POWER. Camry Deluxe has a new 2.2-liter twin-cam, 16-valve 4-cylinder EFI engine. It's powerful yet smooth, thanks to a new balance shaft design which reduces the engine's natural vibrations. Or, select the optional V6 for even more power. Camry Deluxe features standard P195/70R14 All-Season tires with stylish full wheel covers and a lined trunk complete with a standard full-size spare. An optional Anti-lock Brake System (ABS) gives improved steering control while braking on slippery surfaces.

COMFORTABLE.

With vital inches added to head, shoulder, hip and leg room, both front and rear, Camry is now even more comfortable for five.

*See page 4 for more information on Camry's air bag Supplemental Restraint System.



CARGO CAR.
Camry's fold-down 60/40 split rear seat lets you practically turn a sedan into a stagecoach—in stages.



CONVENIENT.
Camry's retractable dual cup holder is a handy place for a refreshing beverage. It's dash-mounted for convenience.



CONFORMING.
Set your most comfortable driving position with Camry's standard tilt steering wheel.



CLEAR.
This optional Deluxe Electronicly-Tuned Radio (ETR) Concerto with 4 speakers is shown with an optional CD deck.

LE SEDAN

WE COULD HAVE JUST OFFERED YOU MORE OPTIONS. INSTEAD WE GAVE YOU MORE STANDARDS.

Welcome to the extraordinary Camry LE Sedan, a car that offers many standard features that you might expect to be "extras." The LE offers a plush, full-fabric interior, including a fabric headliner and full out-pile carpeting. Standard features include air conditioning, power windows, power door locks, dual color-keyed power outside mirrors and cruise control. A Deluxe ETR/Cassette with 4 speakers and power antenna is also standard. If that list doesn't do it, then you can step up to a list of options which includes aluminum alloy wheels, a power tilt/slide moonroof and a Premium ETR/Cassette with 6 speakers. An Anti-lock Brake System (ABS) is another desirable option. With Camry LE, extras are nothing extraordinary.

MARVELOUSLY MUSICAL
Sweeten your journeys with sounds from LE's optional Premium ETR/Cassette with Programmable Equalization and 6-speaker audio system (shown with optional CD Deck).



DUAL PURPOSE

Power-operated dual outside mirrors are color-keyed for beauty and well-designed to help reduce wind noise.

SPACIOUS PLACE

Ride relaxed in Camry LE's sumptuous fabric interior with its advanced ergonomics. There's plenty of room for five adults to stretch out in comfort.



FRESH BREEZE.

When it's hot outside, your new Camry LE has a refreshing breeze of cool air on tap with standard air conditioning.



POWER CONVENIENCES.

The LE has power windows which include a driver-side "auto-down" feature. Power door locks incorporate an "anti-lock-out" feature and 2-tem indoor function with driver-side nighttime illumination.



AUTOPILOT.

Cruise control, another LE standard feature, helps make the miles simply fly by.



LE Sedan shown in Silver Metallic.

CAMRY SE



A SOFT TOUCH.

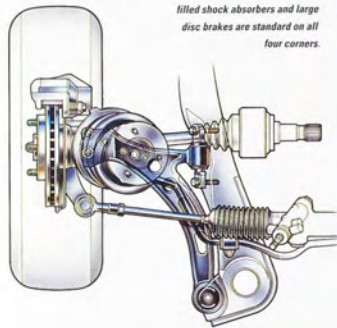
Grip the steering wheel. Grab the shift knob. Pull the hand brake. Each of these is trimmed in glove-soft leather for a sporty feel and a sure grip.* A driver-side air bag (SAB)** is standard.

WE COULD HAVE JUST MADE IT SPORTY. INSTEAD WE MADE IT A TRUE SPORTS SEDAN. With a multitude of performance-oriented refinements, plus many features exclusive to this model, the 1992 Camry SE Sedan takes Camry performance to the next level. Standard equipment on the SE includes a 185-hp 24-valve V6 engine, a 5-speed manual overdrive transmission and a special sport-tuned suspension. Clearly, the Camry SE was designed with the enthusiast in mind.



FOUR ON THE ASPHALT.

Big 15-inch sport alloys with 205/55VR15 speed-rated tires put the power to the pavement. An Anti-lock Brake System (ABS) is available as the perfect complement.



GET IN TUNE.

The SE's specially tuned sport suspension includes stiffer bushings and body mounts. Gas-filled shock absorbers and large disc brakes are standard on all four corners.

IF LOOKS COULD THRILL. One glance and you'll know that the Camry SE is special. Perhaps the first difference you'll notice is the rear spoiler. As you look closer, you'll see other unique touches, like the alloy wheels with speed-rated tires. There's even special black-out body molding and trim. But it's only when you get behind the wheel that you'll really appreciate what makes the SE unique. The stiffer suspension inspires confidence in the turns. Even the steering has been sport-tuned. The SE's quick-ratio power rack-and-pinion steering is crisp and responsive—further enhancing the unmistakable feeling of a sports sedan.

*Shift knob and parking brake handle in leather on 5-speed manual transmission models only.
**See page 4 for more information on Camry's air bag Supplemental Restraint System.

ATTITUDE ADJUSTMENT.

The SE comes standard with a 5-way adjustable driver's sport seat. Side bolsters provide the extra support needed to match the SE's extra performance.



XLE INTERIOR

WE COULD HAVE JUST MADE IT MORE QUIET. INSTEAD WE MADE IT TRANQUIL.

The 1992 Camry XLE Sedan offers not only a world of room, but a whole new environment of peace and quiet, a refuge from the noise and confusion of your everyday world. The standard XLE fabric interior is luxurious. However, you can enjoy the XLE's serenity in the ultimate luxury of optional leather seat trim, which provides a glove-soft seating environment that is available exclusively on the XLE. Whether you select fabric or leather, the standard 7-way adjustable power driver's seat lets you set seat cushion height, slide and recline adjustments with just the touch of a button. Other power features include power windows, power door locks and dual color-keyed power outside mirrors. Unique to the XLE, soft-touch heater and air conditioning controls are ergonomically designed and easy to reach. Other standard XLE features include cruise control, variable intermittent windshield wipers, a front maplight with integrated moonroof controls and dual illuminated vanity mirrors.

INTERFACE WITH NATURE
As luxurious as it is inside, the XLE's power tilt/slide moonroof with sliding sunshade lets you enjoy the outside, too.



LIBRARY OF CONCERTS
This optional Premium 3-in-1 ETR/Cassette/CD offers 120 watts total output through 6 speakers for crystal-clear reproduction.




SETTLE IN WITH STEREO. After you settle into the XLE's relaxing interior, you can enjoy your favorite music with sparkling clarity from the Deluxe ETR/Cassette with 4 speakers and power antenna. And, you can add the optional CD deck for additional dynamic range and realism. These are only a few of the countless features that, together, let you think of the 1992 Camry XLE as a peaceful refuge.



SUPERNATURAL
Command over the interior environment is yours with XLE's easy-to-operate, soft-touch heating and air conditioning controls.



XLE interior shown with optional Gray Leather Trim Package.



CHECK IT OUT.
Illuminated vanity mirrors for both the driver and front-seat passenger help you look your best at all times.



COUNT THE WAYS.
XLE's standard 7-way adjustable power driver's seat offers you an easy way to adjust your position in the world.

CAMRY WAGON

WE COULD HAVE JUST MADE A NEW WAGON. INSTEAD WE DESIGNED YET ANOTHER CAMRY.

The new 1992 Camry Wagon isn't just another wagon. Because first and foremost, it's a Camry. And that's a big distinction. Available in both Deluxe and LE models, the Camry Wagon has the same multitude of features as the Deluxe and LE Sedans, plus the added convenience of over 40 cu. ft. of cargo room with the rear seat up. The long list of equipment standard on both models includes a tilt steering wheel with driver-side air bag (SRS)*, Deluxe ETR with 6 speakers, dual rear wiper system, and color-keyed bumpers. Choose the LE model, and you also have the availability of Camry's 185-hp V6 engine with standard 4-wheel disc brakes. Camry's Anti-lock Brake System (ABS) is available as an option on both models. But whichever one you choose, you can be

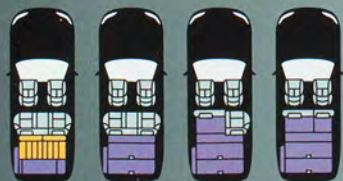
confident in knowing that your Camry Wagon will have the same quality and dependability that all Camrys are famous for.

BRING EVERYONE ALONG. The new Camry Wagon is big on passenger space, too. With the optional third rear seat, the Camry Wagon seats seven in total comfort. When not in use, both rear seats fold flat for maximum cargo space. And speaking of cargo, the entire cargo area is fully carpeted, of course. There's even a retractable color-keyed cover that stretches over the cargo area to conceal whatever items you have stored.

*See page 4 for more information on Camry's air bag Supplemental Restraint System.



ALL ABOARD.
The optional third rear seat comes with 3-point seatbelts for two rear passengers.



KEEP YOUR OPTIONS OPEN.
With a 60/40 split back seat and an optional third rear seat, the Camry Wagon can be set up in a number of ways. So you're never at a loss for either cargo space or passenger seating.



PLAY IT SAFE.
The rear doors and cargo door hatch on the Camry Wagon come standard with child-protection seat locks. When locked, the inside door handles are inoperative.

OPTIONS / ACCESSORIES

WE COULD HAVE JUST DONE THE WHOLE JOB OURSELVES. INSTEAD WE OFFER YOU A HAND IN IT. As fine a job as Toyota's designers did on our all-new Camry, they left something for you to do. Options and accessories offer the opportunity to make your new Camry more desirable. A thoughtful selection of option combinations adds even greater pleasure to ownership.

Toyota vehicles are built with popular option combinations. Not all options are available separately. Your Toyota dealer can help find the Camry that is right for you.

KEEP YOUR COOL.

When you select the Camry Deluxe, treat yourself to an optional air conditioning system (standard on LE, SE and XLE Sedans).



TUNE UP.

You can add an optional Compact Disc deck to various audio systems for the widest possible selection of music sources.



QUICK CHANGE ARTIST
For hours of listening pleasure, add this optional 6-Disc CD Changer to your Camry's audio system. The changer is mounted in the trunk, out of sight.



CRUISE EASY.

Add the convenience of this optional stalk-mounted cruise control to your Camry Deluxe or SE (standard on LE and XLE Sedans, available with Power Package on SE).



EN GARDE.
Toyota's Vehicle Security System includes a remote control which attaches to your key ring. A press of the remote's button arms or disarms this optional system.



LOOK UP.

And out...through Camry's optional power tilt/slide moonroof with sliding sunshade (standard on XLE Sedan).

Interior Trim Levels



Deluxe Cloth

Blue, Gray or Taupe



LE Cloth

Blue, Gray or Taupe



SE Cloth

Blue, Gray or Taupe



XLE Cloth


Blue, Gray or Taupe



XLE Leather Trim Package*

Blue or Gray

Exterior Finish



Silverst Metallic




Super White



Almond Beige Pearl



Silver Taupe Metallic



Dark Emerald Pearl




Ice Blue Pearl



Frosted Sapphire Pearl



Medium Red Pearl



Wineberry Pearl



Black

Interior



Gray



Gray or Blue



Gray or Taupe**



Gray or Taupe**



Gray



Blue



Blue



Gray



Gray or Taupe**



Gray

*Optional.
**Only available on XLE Sedan.
**System only.

GEORGETOWN, KENTUCKY



CONSISTENCY.
No detail is too small. Every Camry receives the same level of consistent attention.

IN 1988, TOYOTA CAME TO KENTUCKY to team up with a dedicated American work force. In the land of bluegrass and championship thoroughbreds, American can-do ingenuity meshed with Japanese kaizen—the relentless search for a better way—to produce Camry.

Over 3,500 Team Toyota members work together to produce the immensely popular Camry, proof that this unique combination of team spirit, and dedication to excellence, works.



PRIDE.
Quality control takes time and a commitment to do a job right. Toyota workers are justifiably proud of their work.

TEAM TOYOTA.
Teamwork helps keep productivity high. Any worker can stop the line if something doesn't meet stringent quality expectations.

MECHANICAL	4-cyl. V6	4-cyl. V6	4-cyl. V6	4-cyl. V6	4-cyl. V6	4-cyl. V6	4-cyl. V6
2.2-liter 4-cylinder twin-cam 16-valve EFI engine	S	S	S	S	S	S	S
30-hp V6 four-cam 24-valve EFI engine	—	S	S	—	—	—	—
Front-wheel drive	S	S	S	S	S	S	S
5-speed manual overdrive transmission	—	—	—	—	—	—	—
4-speed electronically controlled automatic overdrive transmission (ECT)	0	S	S	0	S	S	S
Variable-assist power rack-and-pinion steering	S	S	S	S	S	S	S
Power-assisted front ventilated disc/rear drum brakes	S	S	S	S	S	S	S
Power-assisted 4-wheel disc brakes	—	—	—	—	—	—	—
Anti-lock Brake System (ABS)	0	0	0	0	0	0	0
EXTERIOR							
Aerodynamic halogen headlights with auto-off feature	S	S	S	S	S	S	S
Color-keyed bumpers	S	S	S	S	S	S	S
Dual black outside mirrors	S	S	—	—	—	—	—
Dual color-keyed power outside mirrors	—	S	S	0	S	S	S
Black body-side moldings and door handles	S	S	—	—	—	—	—
Color-keyed body-side moldings and door handles	—	—	S	S	S	S	S
Tinted glass	S	S	S	S	S	S	S
Power tilt-side trim/moof with sliding sunshade and maplight	—	0	0	0	S	S	0
Color-keyed rear spoiler with center high-mount staplamp	—	—	—	—	—	—	—
Full wheel covers	S	S	S	—	—	S	S
Aluminum alloy wheels	—	—	0	0	S	S	0
Front-end mask with storage bag	A	A	A	A	A	A	A
INTERIOR							
Reclining front bucket seats with adjustable headrests	S	S	—	—	—	S	—
3-way adjustable driver's seat	—	S	S	S	—	—	S
3-way adjustable power driver's seat	—	—	—	—	S	—	—
Fold-down 60/40 split rear seat with center armrest and security locks	S	S	S	S	S	S	S
Fabric seats and door trim with integrated armrests, dual door map pockets and full cut-pile carpeting with driver-side footrest	S	S	S	S	S	S	S
Driver-side air bag Supplemental Restraint System (SRS)	S	S	S	S	S	S	S
3-point front seatbelts with adjustable shoulder belt anchors	S	S	S	S	S	S	S
3-point rear seatbelts in outboard positions	S	S	S	S	S	S	S
Child-protector rear door locks	S	S	S	S	S	S	S
Power windows and door locks	—	—	S	0	S	0	S
4-spoke tilt steering wheel	S	S	S	S	S	S	S
Leather-wrapped steering wheel, shift knob and parking brake handle	—	—	—	S	—	—	—
Intermittent wipers	S	S	S	S	S	S	S
Dual rear wiper system	—	—	—	—	—	—	—
Cruise control	0	0	S	0	S	0	S
Automatic illuminated entry/inlet fade-out systems	—	—	—	—	—	—	—
Interior dome lights and trunk cargo area courtesy light	—	S	S	S	S	S	S
Dual cup holder and center console storage box	S	S	S	S	S	S	S
Digital quartz clock	S	S	S	S	S	S	S
Rear window defogger and side window demisters	S	S	S	S	S	S	S
Air conditioning	0	0	S	S	S	0	S
Remote lock, trunk and fuel-filler door releases	S	S	S	S	S	S	S
Speedometer, tach, odometer, tripmeter, coolant temp, and fuel gauges	S	S	S	S	S	S	S
Shiftlock, low fuel level, door gun, battery air bag, check engine, oil pressure, brake and tail/lift bulb failure warning lights	S	S	S	S	S	S	S
Color-coordinated rear cargo cover	—	—	—	—	—	S	S
Carpeted floor mats	A	A	A	A	A	A	A
Toyota Vehicle Security System with security light	A	A	A	A	A	A	A
AUDIO SYSTEMS							
Deluxe Electronically Tuned Radio (ETR) with 4 speakers	S	S	—	—	—	S	—
Deluxe ETR Cassette with 4 speakers and power antenna	0	0	S	S	S	S	S
Premium ETR Cassette w/Program Equalization, 6 spks & power antenna	—	0	0	0	0	0	0
Premium 3-in-1 ETR Cassette-CD w/Program Equalization, 6 spks & power antenna	—	—	0	0	0	—	—
Auto-reverse Cassette Deck with Dolby®	A	A	—	—	—	—	—
Compact Disc Deck	A	A	A	A	A	A	A
6-disc CD changer	A	A	A	A	A	A	A
PACKAGES							
Leather Trim Package—leather-trimmed seats and door trim, and leather-wrapped steering wheel and parking brake handle. ¹	—	—	—	0	0	—	—
Power Package—power windows, door locks, dual black outside mirrors and cruise control	—	—	—	0	—	—	—
Third Seat Package—fold-down third rear seat, 3-point seatbelts, child-protector rear tailgate lock, temp, spare tire and power tailgate lock (std on LE models)	—	—	—	—	0	0	0

S—Standard
 0—Optional
 A—Dealer-installed accessory
 —Not available
 N/A—Not applicable

¹Includes rear floor trunks (in 4-cylinder models).
 Part of Power Package and paint black interior.
 Flip-up door handles.
 With tinted glass only.
 Without security locks.
 Part of Power Package.
 Leather-wrapped shift knob and parking brake handle (on manual transmission) only.
 Without intermittent wipers.
 Without trunk release.
 With 6 speakers.
 Manual antenna (in Deluxe models).
 With 6 speakers and manual antenna.
 With 6 speakers.
 Rear cylinder engine only.
 80 amps on V6 models.
²1992 EPA mileage figures shown. See your Toyota dealer for details.

Some vehicles are shown with options equipped.
 See Dealer/Specs charts. For details on 1992 vehicle specifications and standard and optional features on your area contact your Toyota dealer. A vehicle with particular equipment may not be available in this market. Ask your Toyota dealer to help you try to locate a specifically equipped vehicle. Vehicle specifications, standard and optional features are based on information available at the time of printing and are subject to change without notice. Specifications and standard and optional features are for intended U.S.A. vehicles only and may differ in the case of Mexico and in other regions.

For over fifty years Toyota has built vehicles which have achieved the highest recognition for quality, dependability and engineering excellence. These accomplishments are a result of Toyota's commitment to build vehicles that respond to your needs. It is a commitment based on the belief that well built and dependable vehicles are safer vehicles. And it is a commitment which requires that everything that goes into a new Toyota—design, materials, manufacture, workmanship—does so with your safety, comfort and driving enjoyment in mind. Because, ultimately, the most important thing that goes into any new Toyota is you.

- 1992 CAMRY SAFETY FEATURES:**
- Three side air bag Supplemental Restraint System (SRS)
 - 3-point rear seatbelts with adjustable shoulder belt anchors
 - 3-point rear seatbelts in outboard positions
 - Child-protector rear door locks
 - Anti-lock Brake System (ABS)
 - 4-wheel disc brakes (on Deluxe trim)
- ©1992 Toyota Motor Sales, U.S.A., Inc.
- Buckle Up! Do it for those who love you.**

MECH./PERFORM	4-cyl. V6	4-cyl. V6	V6	4-cyl. V6	V6	4-cyl. V6	4-cyl. V6	
Body/frame construction	Unitized body with front and rear sub-frames							
Steering type	Variable-assist power rack-and-pinion							
Turning circle diameter, curb to curb (ft.)	35.4	36.7	35.4	36.7	36.7	35.4	36.8	
Brakes, power-assisted (front/rear)	Ventilated discs		Drums		Discs		Discs	
Suspension (front/rear)	MacPherson struts, low-pressure gas-filled shock absorbers and stabilizer bar							
Engine type	4-cyl. twin-cam 16-valve w/EFI		V6 four-cam 24-valve w/EFI		4-cyl. twin-cam 16-valve w/EFI		V6 four-cam 24-valve w/EFI	
Displacement	2.2 liters (2,164cc)		3.0 liters (2,959cc)		2.2 liters (2,164cc)		3.0 liters (2,959cc)	
Horsepower (SAE net) (48 States)	130 @ 5,400 rpm		185 @ 5,200 rpm		130 @ 5,400 rpm		185 @ 5,200 rpm	
(California)	125 @ 5,400 rpm		185 @ 5,200 rpm		125 @ 5,400 rpm		185 @ 5,200 rpm	
Torque (SAE net)	145 lb.-ft. @ 4,400 rpm		195 lb.-ft. @ 4,400 rpm		145 lb.-ft. @ 4,400 rpm		195 lb.-ft. @ 4,400 rpm	
ELECTRICAL								
Alternator	12 volts, 70 amps ¹							
Ignition system	Electronic							
Battery	Maintenance-free, 80-amps/hr.							
EXTERIOR DIMENSIONS (in.)								
Wheelbase	103.1	103.1	103.1	103.1	103.1	103.1	103.1	
Overall length	187.8	187.8	187.8	187.8	187.8	189.4	189.4	
Overall width	69.7	69.7	69.7	69.7	69.7	69.7	69.7	
Overall height	55.1	56.3	55.1	55.1	55.1	55.1	56.3	
Tread width (front/rear)	61.0	61.0	61.0	61.0	61.0	61.0	61.0	
(rear)	59.0	59.0	59.0	59.0	59.0	59.0	59.1	
INTERIOR DIMENSIONS (in.)								
Head room (front/rear)	38.4	38.4	38.4	38.4	37.0	37.0	39.2	
leg, third rear seat)	37.1	37.1	37.1	37.1	36.1	36.1	38.8	
Leg room (front/rear)	43.5	43.5	43.5	43.5	43.5	43.5	43.5	
Shoulder room (front/rear)	35.0	35.0	35.0	35.0	35.0	34.7	34.7	
Hip room (front/rear)	56.8	56.8	56.8	56.8	56.8	56.8	56.8	
(rear)	56.1	56.1	56.1	56.1	56.1	56.1	56.1	
Trunk capacity, rear seatback up (cu. ft.)	14.9	14.9	14.9	14.9	14.9	40.5	40.5	
Trunk capacity, rear seat back down (cu. ft.)	18.5	18.5	18.5	18.5	18.5	18.5	18.5	
TIRES								
Type	Steel-belted All-Season radial blackwalls							
Size	195/70HR14		205/65HR15		195/70HR14		205/65HR15	
Spore	Full size							
MILEAGE ESTIMATES								
EPA estimated MPG city/highway	22/29		N/A		N/A		N/A	
5-speed manual overdrive (ECT)	21/27		18/25		21/27		18/25	
4-speed automatic overdrive (ECT)	21/27		18/25		21/27		18/25	