

1993
T100

Toyota Touch is a philosophy in action. It's our effort to make all your experiences with Toyota the very best. From the time of your initial contact, during the sale and throughout your entire ownership period, our goal is your complete satisfaction.

If you ever have any questions, contact your dealer's Customer Relations Manager. For additional information, call our Customer Assistance Center at 1-800-331-4331 (weekdays 9 a.m. to 9 p.m. EST).

WARRANTY INFORMATION


A 36-month/36,000-mile basic new vehicle limited warranty applies to all components other than normal wear and maintenance items. Additional 60-month limited warranties cover your powertrain (for 60,000 miles) and corrosion perforation (for unlimited miles). See your Toyota dealer for complete details. In addition, there may be times when we will establish a special policy adjustment which will further defray repair costs.

TREAD LIGHTLY!

Use proper tire pressure.

Buckle Up!
Do it for those who love you.

PT3-026 (1/93) 06627-3111
Like in U.S.A. (2008)
© 1993 Toyota Motor Sales, U.S.A., Inc.



Take what you do for me.

TOYOTA

Introducing the 1993 Toyota T100: proof that good things actually do come to those who wait. After all, Toyota T100 is a logical new extension to the already legendary Toyota Truck lineup. It's the kind of bigger, roomier, heavy-hauling pickup Toyota Truck owners have been asking us to build for years.

Imagine, a tough Toyota Pickup that features the comfort of three-across seating, the practicality of a larger, wider cargo bed, the performance of exceptional handling and the sophistication of state-of-the-art technology. And all of this combined with the innovation, value and style you've come to expect from Toyota over the years. Actually, that's not hard to imagine at all. Coming from Toyota, it makes all the sense in the world. The 1993 Toyota T100: it's the truck you've been waiting for.



STANDARD (2WD or 4WD)



SRS (2WD or 4WD)



ONE TON



4x2



4x4

4x2 AND 4x4 COMPACT TRUCKS.

For work or fun, tried and true Toyota 2WD and 4WD compacts give you Toyota quality and value in a tough, stylish package. For details, see your Toyota dealer or 1993 Trucks brochure.



Toyota T100 4WD SRS shown in Premier Pearl. 4x2 Standard Red Deluxe shown in White. 4WD Standard Red Deluxe shown in Cardinal Red. Vehicle shown with optional equipment.

F

RANKLY, WE DIDN'T DESIGN THIS TRUCK ALONE. THE TRUTH IS, OUR CUSTOMERS HELPED. We would like to take the credit, but how could we, given the fact that Toyota Truck owners came up with so many of the good ideas. The result? The remarkable new Toyota

"...with Toyota T100, it's just one big idea after another."

T100, the kind of bigger, roomier, heavy-hauling truck people have been asking us to build for years. Just think, a tough, rugged pickup that comfortably seats three-across, combined with all the quality and rugged good looks of a Toyota. That's quite a combination indeed. And Toyota T100 gives you plenty of head room, which means you can drive around all day and still wear a hat (we're not just talking the baseball kind either); of course, you can enter and exit easier too. Out back, the larger bed is sized to fit 4x8 sheets between the wheelwells, while big-time loading and towing capacities* give you the kind of



EARLY INSIGHTS. Toyota T100 started with an artist's vision, and throughout its development, dedicated adherence to these early design principles have resulted in the bold, aerodynamic shape of T100.



DEEP COVER. Help keep rust from getting under your skin with Toyota T100's deep, protective coatings of Excelite™ II and underlying galvanized steel sheets.



DOUBLE DUTY. Toyota T100's truck bed is always working overtime, giving you the kind of rugged, double-walled toughness that can stand up to bricks, dry-wall, you name it.

heavy-duty hauling ability you need. Impressed? Like we said, the credit is all yours.

OF COURSE, WE ALSO THREW IN SOME REFINEMENTS OURSELVES. A practical two-tiered bed, for instance, with handy notches in the side walls for convenient double-rack loading, not to mention six stake pockets for quickly turning your standard bed into a stake bed whenever you need it. Other thoughtful features include a detachable tailgate for easier loading, a reinforced bed wall for added toughness and the adoption of anti-rust steel sheets throughout the



BED AND BOARD. Six convenient stake pockets make the transition to a stake bed quick and easy. Innovative notches in the side walls allow you to double-load your bed for more versatile hauling.



QUICK RELEASE. When you've got a lot of loading and unloading to do, Toyota T100's detachable tailgate is one sure way to make a tough job easier.



COMPACT COMPARISON. Even compared to Toyota's spacious 4x2 Standard Bed compact, the Toyota T100 4x2 gives you loads of additional room: it's 5.9 inches taller, 8.7 inches wider and up to a very practical 34.5 inches longer.

COMPARISON CHART								
	Length*	Width	Height	Wheelbase	Truck Front	Truck Rear	Bed Length	
4WD	T100	209.1"	75.2"	70.1"	121.8"	63.2"	63.6"	97.6"
	STD. BED TOYOTA TRUCK	174.4"	66.5"	67.1"	103.0"	56.3"	56.1"	75.0"
2WD	T100	209.1"	75.2"	66.7"	121.8"	61.6"	63.6"	97.6"
	STD. BED TOYOTA TRUCK	174.6"	66.5"	60.8"	103.0"	53.3"	53.9"	75.0"

*Includes dealer-installed accessory rear step bumper.

READ ALL ABOUT IT. If you're searching for the quality of a Toyota Truck in a bigger pickup, these numbers should make for some very enjoyable reading.



THREE'S COMPANY. In Toyota T100, you can actually ride three-across without making enemies of your friends. A bigger, wider bed easily accommodates 4x8 panels in between wheelwells.



GENTLE REMINDER. The brake pad audible alert indicator is a safety feature designed to let you know that it may be time to visit your nearest Toyota Service Center to replace brake pads.



STOP AND GO. For those times when you're sitting on an incline, a push-button clutch-cancel switch allows you to bypass the clutch for easier forward mobility (4WD 5-speed manual only).



DEFENSIVE MEASURE. To help resist chips and pitting, lower body panels are treated with a tough anti-chip paint. That's good to know, especially when you spend your time off-road.

MORE GOOD IDEAS, STARTING FROM THE GROUND UP.

Building a bigger truck means giving it the right suspension. Toyota T100 comes equipped with nothing less than a rugged independent front suspension with newly refined torsion bar technology to help achieve a more comfortable ride. 4WD models feature front and rear gas-filled shocks. The rear suspension works a double duty; by means of longer rear leaf spring spans, it provides a strong foundation for payloads and helps to deliver a comfortable, even ride. T100's standard power-assisted rack-and-pinion steer-

ing system (2WD models) makes maneuvering easier. On 4WD models you've really got a truck that knows how to handle itself on rough terrain because of the standard "shift-on-the-move" 4WDemand with 2-speed transfer case. Other smarts come in the form of a 24.0-gallon fuel tank, a 4WD clutch-cancel switch (see illustration above) and more. We'd go on, but you get the idea.

*Includes occupants, equipment and cargo.
*Operates in 2WD mode only.

TREAD LIGHTLY. Toyota urges that off-highway vehicles be used with an appreciation of the natural beauty of our land. As an official sponsor and a founding member of the "Tread Lightly"™ Program, Toyota reminds you: when you go off road, go easy on the environment.



not fight it, while contours have been added to the front grille and mirrors to counter wind noise. Then there's T100's standard rear Anti-lock Brake System (ABS)*—a computer-controlled system that helps minimize rear-wheel lockup during hard braking

applications. Unlike conventional ABS systems, T100's ABS uses the power-assisted steering pump to drive the brake actuator, the result being excellent stopping performance, not to mention added control. Now there's an idea that doesn't take much getting used to.



T100 TOWING	2WD		4WD
	1/2 Ton	One Ton	1/2 Ton
GROSS VEHICLE WEIGHT RATING	5,000 lbs.	6,000 lbs.	5,500 lbs.
TOWING CAPACITY	5,000 lbs.	5,000 lbs.	4,500 lbs.
GROSS COMBINATION WEIGHT RATING	9,000 lbs.	9,000 lbs.	9,000 lbs.

Requires Class III rated hitch assembly. Toyota's step bumpers and tow hitch receiver are Class III rated.

BRAKE EVEN. Standard rear-wheel Anti-lock Brake System™ (ABS) helps eliminate rear brake lockup in critical braking situations, helping maintain control.



JUST HOW MANY GOOD IDEAS CAN ONE TRUCK HOLD? If that truck is a Toyota T100, the answer is plenty. In fact, it's amazing how much state-of-the-art technology one truck can carry. It all begins with the straight ahead power of a potent 3.0-liter V6 150-hp electronically fuel-injected (EFI) engine that delivers 180 lb.-ft. of torque at 3400 rpm. Combine that with a standard 5-speed manual overdrive transmission (optional 4-speed electronically controlled automatic overdrive transmission [ECT]) and you have all the muscle you need to haul up to 1,650 lbs. of cargo* smoothly—up to

“One truck that knows how to make the most of its power.”

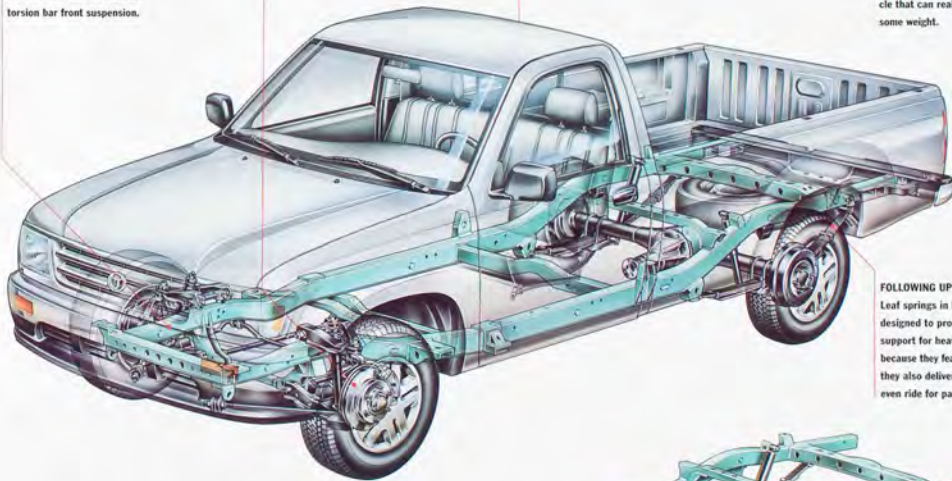
2,570 lbs.* with the T100 One Ton Pickup. And because that engine powers a light, yet very rugged body shell, Toyota T100 is one truck that knows how to make the most of its power. Of course, having a sleek, aerodynamic shape doesn't hurt either; the overall body profile is designed to engage the wind,

THEM'S THE BRAKES. Smooth, even braking comes in the form of Toyota T100's power-assisted front disc brakes. The rotors are vented to quickly dissipate heat for more reliable stopping power.



FILL 'ER UP! A bigger truck deserves a bigger fuel tank. With Toyota T100's 24.0-gallon fuel tank you can fill 'er up and forget it (at least for a while).

BRAINS AND BRAUN. Toyota T100's powerful V6 engine combines the smarts of electronically fuel-injected technology with the kind of torque and muscle that can really help you pull some weight.



STREET SMART. The standard power-assisted rack-and-pinion steering system on Toyota T100 2WD models keeps you in touch with the road. Standard (on all models) is a double-wishbone torsion bar front suspension.

FOLLOWING UP THE REAR. Leaf springs in back are designed to provide rugged support for heavy payloads and, because they feature longer spans, they also deliver a comfortable, even ride for passengers.



ROUGH AND READY. A specially designed rear leaf spring suspension on all 4x4s locates the leaf spring spans above the axle for added ground clearance.

A CALMING EFFECT. The road-laming 4WD Hi-Trac independent front suspension is specially designed with gas shock absorbers to smooth out rough roads. Torsion bars and tough, power-assisted, recirculating ball steering help keep the ride and handling smooth while rugged steel skid plates help protect the front suspension, fuel tank and transfer case from objects underneath.





IT'S EASIER TO WORK WHEN YOU HAVE THE RIGHT TOOLS.

And whatever the task, Toyota T100 2WD or 4WD Standard Pickups have just about everything you need to get the job done. For the really heavy work, there's also the Toyota T100 Standard One Ton Pickup with its heavy-duty suspension and P235/75R15 tires. On all three models, power is provided by a 3.0-liter V6 engine with a standard 5-speed manual overdrive transmission that lets you work through the gears smoothly (optional 4-speed electronically controlled automatic overdrive transmission [ECT]). Where cargo capacity is a must, Toyota T100 can handle up

"...everything you need to get the job done."

to 1,650 lbs.* of heavy equipment—2,570 lbs.* with the Toyota T100 One Ton Pickup. For lighter loads, a deep cargo bed is standing by to take on 4x8 panels; notches in the side wall even give you the option of double-rack loading. And of course on 4WD models it's all supported by a rugged Hi-Trac independent front suspension with the torsion bars located out of harm's way, while tough, rigid leaf springs follow up the rear.

NOW STEP INSIDE. Toyota T100's roomy interior provides ideal working conditions with the three-across seating of its comfortable cloth bench seat with center armrest. Tinted glass helps keep you cool in summer, while optional air conditioning is standing at the ready. Other features include an ergonomically



CUP AND SAUCER. A handy in-dash, dual cup holder is a convenient place to set extra-large 16 oz. drinks. Proximity to optional air conditioning even helps keep drinks cool.



CUSTOM FIT. Toyota T100's 3-point seatbelts for outboard seating positions come with an adjustable shoulder belt anchor to help you stay comfortable, while being responsible.

designed dash, dual cup holder, cut-pile carpeting, digital clock, day/night rearview mirror, dual outside mirrors, lighter and optional cruise control. The Toyota T100 Standard Pickup: it's enough to make you want to go to work in the morning.

*Including occupants, equipment and cargo.



SPACE AVAILABLE. There's plenty of room to spread out inside Toyota T100's spacious interior. Full bench cloth seat accommodates three-across comfortably.

Toyota T100 2WD Standard Pickup is Safety Buckle Pick-Up with Additional Components. Pickups and their T100 One Ton. Toyota T100 One Ton Standard is shown. Vehicle shown with optional leather trim. Always use proper tie-down technique.

EVERYTHING ABOUT IT SAYS TOP OF THE LINE. When it comes to things like sophistication and style, Toyota T100 SR5 is one truck whose looks definitely speak for themselves. Of course, it also has its practical side as well, with powerful models that can handle up to 5000 lbs. of towing capacity*—be it a sailboat, or a trailer full of work equipment. An eye-catching Chrome Package comes complete with chrome windshield molding, door and tailgate handles and a front chrome bumper and grille. Other standard amenities include a sliding rear window, P235/75R15 tires with styled steel wheels on 4WD models, while 2WD

“...sophistication and style.”

models come with attractive full wheel covers. Inside, you'll find a 60/40 split bench seat, cloth trim, driver-side footrest, Deluxe Electronically-Tuned Radio (ETR) with 5 speakers, tilt steering wheel—you name it. In fact, about the only thing Toyota T100 SR5 doesn't come with is a reason not to buy one.

*See Towing Specifications Chart on page 6 for details.



HOW TO GET HITCHED. With Toyota's optional Class III towing bumper or height adjustable tow hitch receiver,* you're set. The trim panel tells the world you're driving the best.



Toyota T100 4WD SR5 shown in Garnet Pearl with optional Power and Alloy Wheel Packages. Also shown with premium chrome step bumper with a Class III tow hitch accessory.



AN OPEN INVITATION. Given the room, the amazingly smooth ride and the detailed interior styling of Toyota T100 SR5 it's sure to draw a crowd. Consider the space factor, for instance. The comfortable 60/40 cloth split bench seat is designed to sit three-across with satisfying amounts of leg, head and shoulder room—which means you can easily bring friends or family along for the ride. Other touches include a driver-side footrest, fold-down center armrest with storage space, a tilt steering wheel and a sliding rear

window. The fully outfitted dash provides unobstructed views of all important gauges and instrumentation, while the standard Deluxe ETR stereo with 5 speakers is located well within reach. There's even an illuminated ignition switch, resettable tripmeter, digital clock, overhead maplight and a practical day/night rearview mirror. Further enhancements come in the form of optional air conditioning and cruise control, not to mention an optional Power Package, which gives you easy access to power windows, power door locks, dual chrome power outside mirrors and a power antenna.



FINE ADJUSTMENTS. Relax and enjoy the ride with Toyota T100 SR5's standard tilt steering wheel. It's designed to conform to your driving, and not the other way around.



SEAT OF POWER. Toyota T100's handsome dash keeps you in the driver's seat with quick access to critical controls and a clear view of all important gauges.

“...one vehicle that actually gives you the best of both worlds.”

Even though Toyota T100 indulges you with such amenities, with its rugged yet smooth suspension you're never likely to forget where you are—in a confident, rock-solid truck, that is. Although you might say that with its great looks, many standard interior

features and robust power, Toyota T100 SR5 is one vehicle that actually gives you the best of both worlds. Something that makes it a very wise choice indeed.



HOW ENLIGHTENING. You're sure to find this Toyota T100 maplight very illuminating. It's located within easy reach for reading.



COMMAND CENTRAL. Power is always at hand with Toyota T100's optional Power Package. The features include power windows, power door locks and dual chrome power outside mirrors. A window lockout is also included.



POP TOP. Lift the lid of Toyota T100's center storage armrest and you've got a great place to stow away items like audio cassettes or sunglasses.



ENVIRONMENTALLY AWARE. This year, optional Toyota T100 air conditioning features the addition of HFC 134a refrigerant. It's made without chlorofluorocarbons (CFC) and still keeps you cool—one small thing that can help make a very big difference.



GOOD VIBRATIONS. Toyota T100's 7-speaker audio system comes with either the optional Premium 3-in-1 ETR or Premium ETR Cassette. Five separate amplifiers help keep the music coming loud and clear.



MEGAWATTS. The Premium 3-in-1 ETR/Cassette/CD may be optional, but for music lovers it's nothing short of standard. A built-in maximum 160-watt amp provides the power you need.



EASY LISTENING. Optional Deluxe ETR/Cassette with 12 presets is a sound investment you'll enjoy for years. Speakers are acoustically engineered for maximum sound characteristics.



RADIO ACTIVE. Speed around the dial with the handy "seek" and "scan" features of the optional 2-speaker ETR stereo system (standard models only).



YOUR TOYOTA T100 IS MISSING SOMETHING: YOU. To make your Toyota T100 even more special, you've got to do something no one else can: put a little bit of yourself into it. That's why Toyota offers a wide range of options and accessories from which to choose. There is no better way to make a T100 truly your own.

"...make a T100 truly your own..."



SHOW YOUR METAL. With these optional Class III towing accessories: the premium chrome step bumper with blackout rubber foot pads or a deluxe painted step bumper with rubber safety plate footing. The hefty Class III tow hitch receiver (shown at bottom) makes for quick adjustment to a variety of trailer heights.



EN GUARD. Put the world on alert with the Toyota Vehicle Security System (TVSS) accessory. It includes a glass-breakage sensor and a remote keychain transmitter which can activate and disarm the system from up to 100 feet away.



SIT DOWN A SPELL, AND TAKE A LOAD OFF YOUR FOOT. With Toyota T100 cruise control, long-distance cruising can be less fatiguing because accurate speed is automatically maintained.

INTERIOR TRIM LEVELS



Standard Cloth Gray, Oak or Blue




SRS Cloth Gray, Oak or Blue

EXTERIOR FINISH




Powder Pearl Gray



White Gray or Blue



Sierra Beige Metallic Oak



Evergreen Pearl Oak



Nordic Blue Metallic Blue




Dark Blue Metallic Oak or Blue



Cardinal Red Gray



Garnet Pearl Gray or Oak



Black Gray or Oak

- S-Standard
- O-Factory Option
- A-Dealer-installed accessory
- Not available
- N/A-Not applicable
- Dolby® is a registered trademark of Dolby Labs, Inc.
- †Part of Convenience Package
- ‡Part of Tire Upgrade Package
- §Also available as a dealer-installed accessory
- *With variable intermittent wipers.
- †Tachometer, oil pressure and volt-meter gauges part of Convenience Packages, all others standard.
- ‡Operates in 2WD mode only.
- §Includes occupants, equipment and cargo.
- †1993 EPA mileage estimates shown. See your Toyota dealer for details.

Toyota 4x4 Trucks are designed to meet off-road driving requirements. Abusive use may result in bodily harm or damage. Toyota encourages responsible operation to protect you, your vehicle and the environment. Seatbelts should be worn at all times, and please do not allow passengers to ride in the truck bed. Tow receiver hitches/ball mount kits are not intended to provide crash protection.

Vehicle specifications and standard and optional features are based upon information available at the time of printing and are subject to change without notice. Specifications and standard and optional equipment are for mainland U.S.A. vehicles only and may differ in the state of Hawaii and in other regions.

LIMITED WARRANTY SUMMARY

Comprehensive coverage:
36-month or 36,000-mile.
Powertrain:
60-month or 60,000-mile.
Corrosion perforation:
60-month and unlimited miles.



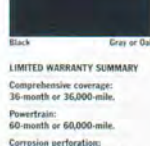
Toyota T100 SRS shown in Nordic Blue Metallic with ribbed Toyota bedliner and premium rear chrome bumper accessories.

INTERIOR TRIM LEVELS




S - Standard
 O - Factors Option
 & Dealer installed accessory
 - Not available
 N & Not applicable
 Dolly® is a registered trademark of Dolly Labs, Inc.
 *Part of Convenience Package.
 *Part of Tire Upgrade Package.
 *Also available as a dealer installed accessory.
 †With variable intermittent wipers.
 ‡Tachometer, oil pressure and voltmeter gauges part of Convenience Packages, ††others standard.
 ‡†Operates in 2WD mode only.
 ‡Includes occupants, equipment and cargo.
 ‡1995 EPA mileage estimates shown. See your Toyota dealer for details.
 Toyota 4x4 Trucks are designed to meet off-road driving requirements. Abuse may result in bodily harm or damage. Toyota encourages responsible operation to protect you, your vehicle and the environment. Seat belts should be worn at all times, and please do not allow passengers to ride in the truck bed. Towing receiver hitch ball mount kits are not intended to provide crash protection. Vehicle specifications and standard optional features are based upon information available at the time of printing and are subject to change without notice. Specifications and standard optional equipment are for standard U.S.A. vehicles only and may differ in the state of Hawaii and in other regions.

EXTERIOR FINISH



Black

INTERIOR



LIMITED WARRANTY SUMMARY

Comprehensive coverage:
 36-month or 36,000-mile.
 Powertrain:
 60-month or 60,000-mile.
 Corrosion perforation:
 60-month and unlimited miles.

MECHANICAL

	Standard		SRS	
	Half Ton	4WD	One Ton	4WD
3.0-liter V6 overhead cam electronically fuel injected (EFI) engine	S	S	S	S
5-speed manual override transmission	S	S	S	S
4-speed automatic override transmission (ECT) w/ column shifter	O	O	O	O
4WD Demand ("shift-on-the-fly") 2-speed transfer case	—	S	—	S
Power-assisted overdrive ball steering	—	S	—	S
Power-assist rack-and-pinion steering	S	—	S	—
Rear-wheel Anti-Lock Brake System (ABS) operates in 2-wheel drive mode	S	S	S	S

EXTERIOR

	Standard		SRS	
	Half Ton	4WD	One Ton	4WD
Aerodynamic halogen headlamps	S	S	S	S
Dual black outside mirrors with passenger-side side-view convex mirror	S	S	S	S
Tinted glass	S	S	S	S
Clear-coat paint finish (except White, Cardinal Red and Black)	S	S	S	S
One-touch tailgate release and double-wall bed	S	S	S	S
6-ft. bed with 2-tier loading	S	S	S	S
6 slide pockets in bed	S	S	S	S
Tailgate garnish molding	S	S	S	S
Siding Rear Window	O†	O†	O†	O†
Front/rear mudguards	S	S	S	S
Styled steel wheels	—	S	—	S
Full wheel covers	S	—	S	—
P215 75R15 All-Season steel-belted radial tires	—	S	—	S
P235 75R15 Mud & Snow rated steel-belted radial tires	O†	S	O†	S
Toyota bedliner	A	A	A	A
Rear bumpers - available in premium chrome step or deluxe painted step	O†	A	O†	A

INTERIOR

	Standard		SRS	
	Half Ton	4WD	One Ton	4WD
3-passenger bench seat with adjustable outboard headrests and center armrest	S	S	S	—
60-40 fully split bench seat with center armrest and storage compartment	—	—	S	S
Dual door map pockets	S	S	S	S
3-point front seatbelts in outboard positions with adjustable shoulder belt anchors	S	S	S	S
Center top belt	S	S	S	S
Cloth seats and cloth door trim on SRS	S	S	S	S
Tool storage and cover	—	—	S	S
Full carpeting with driver-side footrest	S	S	S	S
Dual cup holder	S	S	S	S
Overhead maplights	—	—	S	S
Passenger-side visor vanity mirror	—	—	S	S
Air conditioning	O†	O†	O†	O†
Tilt steering wheel	O†	O†	O†	S
Intermittent windshield wipers	S	S	S	S
Speedometer, odometer, fuel level and coolant temperature gauges	S	S	S	—
Speedometer, tachometer, odometer, tripmeter, oil press., coolant temp. and fuel level gauges	O†	O†	O†	S
Digital quartz clock	S	S	S	S
Low fuel level warning light	S	S	S	S
Toyota Vehicle Security System with security light	A	A	A	A

AUDIO SYSTEMS

	Standard	SRS
Electronically Tuned Radio (ETR) with 2 speakers	O†	O†
Deluxe ETR with 5 speakers	—	S
Deluxe ETR-Cassette with 3 speakers (5 speakers on SRS models)	O	O
Premium ETR-Cassette, Programmable Equalization and 7 speakers	—	O
Premium 3-in-1 ETR-Cassette/CD Programmable Equalization and 7 speakers	—	O
Mid-line ETR-Cassette with 2 speakers	A	A
Auto-reverse Cassette Deck with Dolly® (†† above ETR)	A	A
Compact Disc Deck (not available with 2-speaker ETR above)	A	A
6-Disc CD Changer (SRS only, not available with Premium 3-in-1 ETR)	A	A
8-Track Acoustic Resonance Woofer†† - available only with 2-speaker ETR above	A	A

PACKAGES

	Standard	SRS
Alloy Wheel Package - aluminum alloy wheels, chrome wheel arch moldings and P235 75R15 tires (2WD) or 31" x 10.5" tires (4WD)	—	O
Chrome Package - chrome front bumper, grille and windshield and door handle trim	O	O
Convenience Package - tilt steering wheel, sliding rear window, tachometer, oil pressure and voltmeter gauges with variable intermittent windshield wipers	O	O
Cruise Control Package - cruise control, urethane steering wheel (on Standard Grade), leather-wrapped steering wheel and courtesy lights/headlamps on bumper headlamps on bumper standard on SRS	O	O
Power Package - power: front windows, door locks, dual chrome outside mirrors and antenna	—	O
Styled Steel Wheel Package - styled steel wheels and 31" x 10.5" tires	O	—
Tire Upgrade Package - P235 75R15 Mud & Snow rated steel-belted radial tires	O	S

MECHANICAL PERFORMANCE

	Standard		SRS	
	Half Ton	4WD	One Ton	4WD
Cab and bed frame construction	Welded steel cab and steel bed full-box frame	Welded steel cab and steel bed full-box frame	Welded steel cab and steel bed full-box frame	Welded steel cab and steel bed full-box frame
Steering type (power-assist)	Rack and pinion	Recirculating ball	Rack and pinion	Recirculating ball
Turning circle diameter, curb to curb (ft.)	37.8	43.2	37.8	43.3
Brakes	Power-assist ventilated disc	Discs with rear load-sensing proportioning valve and rear wheel Anti-Lock Brake System (ABS)*	Power-assist ventilated disc	Discs with rear load-sensing proportioning valve and rear wheel Anti-Lock Brake System (ABS)*
Suspension	(rear only) Independent torsion bar with upper and lower A-arms and stabilizer bar	Hi-Trac Independent torsion bar with upper and lower A-arms, stabilizer bar and shock absorbers	Independent torsion bar with upper and lower A-arms, stabilizer bar and heavy-duty shock absorbers	Hi-Trac Independent torsion bar with upper and lower A-arms, stabilizer bar and shock absorbers
	(rear) Leaf springs w/ staggered shock absorbers	Leaf springs w/ staggered shock absorbers	Leaf springs w/ staggered shock absorbers	Leaf springs w/ staggered shock absorbers

Engine type

	Standard	SRS
Displacement	3.0 liter (2,958cc)	3.0 liter (2,958cc)
Horsepower (SAE net)	150 @ 4,800 rpm	150 @ 4,800 rpm
Torque (SAE net)	180 lb.-ft. @ 3,400 rpm	180 lb.-ft. @ 3,400 rpm

ELECTRICAL

	Standard	SRS
Alternator	12 volts, 90 amps.	12 volts, 90 amps.
Ignition system	Electronic	Electronic
Battery	Maintenance-free, 66-amps, h.c.	Maintenance-free, 66-amps, h.c.

EXTERIOR DIMENSIONS (in.)

	Standard	SRS
Wheelbase	121.8	121.8
Overall length	209.1	209.1
Overall width	75.2	75.2
Overall height (optional Tire Package)	66.7-67.1	70.1-71.1
Tread width (optional Tire Package)	61.6-63.6	61.8-64.0
Minimum running ground clearance (in.)	7.3	8.1
Inside bed length	97.6	97.6
Inside bed width between wheelwells	49.2	49.2

INTERIOR DIMENSIONS (in.)

	Standard	SRS
Head room leg room	39.6-42.9	39.6-42.9
Shoulder room leg room	62.4-59.4	62.4-59.4

OFF HIGHWAY

	Standard	SRS
Protection Plates	N/A	Steel skid plates under front suspension, transfer case and fuel tank

4WD Demand 2-speed transfer case

	Standard	SRS
5-speed manual override	N/A	1,000-1,256-1
4-speed automatic override (ECT)	N/A	1,000-1,256-1
Angle of approach/departure (degrees)	26.20	34.22

AXLE RATIOS

	Standard	SRS
5-speed manual override (front & rear) (optional Tire Package)	4.08:1	4.45:1
4-speed automatic override (ECT) (front & rear) (optional Tire Package)	4.27:1	4.70:1

CURB WEIGHTS (lbs.)

	Standard	SRS
5-speed manual override	3,350	3,430
4-speed automatic override (ECT)	3,400	3,480

CAPACITIES

	Standard	SRS
Gross vehicle weight rating - GVWR (lbs.)	5,000	6,000
Payload† 5-speed manual override (lbs.)	1,650	1,570
4-speed automatic override (ECT) (lbs.)	1,600	1,550
Fuel tank (gals.)	24.0	24.0

TIRES

Type	Standard	SRS
radial black walls	All-Season steel-belted P215 75R15	Mud & Snow rated steel-belted P235 75R15

WARRANTY ESTIMATES EPA estimated MPG (city/highway)

	Standard	SRS
5-speed manual override	16-21	15-18
4-speed automatic override (ECT)	19-24	18-21
4-speed automatic override (ECT) (Estimated highway range miles)	504	504
4-speed automatic override (ECT) (Estimated highway range miles)	480	480