

1 9 9 8

V E H I C L E

P O R T F O L I O

**GMC**



GMC

WELCOME TO THE

1998 RANGE OF HIGHLY

REFINED SPORT UTILITIES,

PICKUPS AND VANS FROM

GMC — SPECIALISTS

IN STRONG, CAPABLE

TRUCKS FOR NEARLY A

CENTURY. DRIVE A GMC,

AND YOU'LL FEEL

COMFORTABLY IN COMMAND

OF YOUR WORLD. ■



YUKON DENALI



YUKON



SUBURBAN



ENVOY




JIMMY



SIERRA



SONOMA



SAFARI



SAVANA



COMMITMENT PLUS

# YUKON DENALI

NAMED AFTER THE

HIGHEST PEAK IN NORTH AMERICA,

YUKON DENALI REACHES

NEW HEIGHTS IN

SPORT UTILITY VEHICLES.

YOU WILL BE AWED BY ITS

BOLD PRESENCE, ITS

SHEER STRENGTH, ITS SEEMINGLY

ENDLESS LIST OF FEATURES

AND AMENITIES. FEEL

THE EXHILARATION OF DENALI. ■



DESIGNED EXCLUSIVELY FOR DENALI, THE BOSE® ACOUSTIMASS® AUDIO SYSTEM DELIVERS UNHEARD-OF SOUND QUALITY THROUGH SEVEN AMPLIFIERS. WHETHER AT LOW OR HIGH VOLUME, THERE IS NO AUDIBLE DISTORTION.



DENALI'S EXTRAORDINARY POWER AND STRENGTH ARE BOLSTERED BY AN IMPRESSIVE 255 HORSEPOWER VORTEC 5700 V8 ENGINE AND UNDERPINNED BY A DURABLE BOXED FRONT SEMIPERIMETER FRAME.



THE FRONT SEATS AREN'T JUST SUMPTUOUS, THEY'RE ACCOMMODATING — WITH TONE-ON-TONE LEATHER SEATING SURFACES, EIGHT-WAY POWER ADJUSTMENTS, POWER LUMBAR SUPPORT AND ADJUSTABLE HEATING.



A CONVENIENT CENTER CONSOLE-MOUNTED SIX-DISC CD CHANGER IS COMPLEMENTED BY AN INSTRUMENT PANEL-MOUNTED SINGLE-DISC CD PLAYER, AS WELL AS AN AM/FM STEREO AND CASSETTE PLAYER.



RARE ZEBRANO WOODGRAIN ACCENTS ON THE DOOR PANELS AND FRONT CONSOLE, ALONG WITH MANY OTHER TASTEFUL TOUCHES THROUGHOUT THE INTERIOR, PROCLAIM THAT DENALI IS A GENUINE LUXURY VEHICLE.

# YUKON

ALMOST INVINCIBLE —

THAT'S HOW YUKON

MAKES YOU FEEL BEHIND

THE WHEEL. WHILE NO

VEHICLE CAN PROMISE

INVINCIBILITY, YUKON

HAS THE POWER AND

STRENGTH TO DO JUST

ABOUT ANYTHING. AND

WITH YUKON, YOU CAN DO

IT ALL IN GREAT COMFORT. ■



YUKON'S EXCEPTIONAL POWER AND STRENGTH ALLOW YOU TO TOW UP TO THREE AND ONE-HALF TONS OF BOAT OR TRAILER — EASILY.<sup>1</sup> YES, YOU CAN TAKE IT WITH YOU.

<sup>1</sup>Maximum trailering weight assumes driver, one passenger and all required trailering equipment.



STANDARD ON YUKON 4WD MODELS, AUTOTRAC™ AUTOMATICALLY SWITCHES FROM TWO-WHEEL DRIVE TO FOUR-WHEEL DRIVE AS CONDITIONS WARRANT. ALL YOU HAVE TO DO IS ENJOY THE DRIVE.



YUKON'S STANDARD ENGINE IS THE POWERFUL 255 HP VORTEC 5700 V8. IT'S DESIGNED TO GO UP TO 100,000 MILES BEFORE ITS FIRST SCHEDULED TUNE-UP.<sup>2</sup> ENJOY THE DRIVE.

<sup>2</sup>Maintenance needs vary with different uses and driving conditions. See owner's manual for details.



YUKON SLT HAS STANDARD ULTRA-SOFT LEATHER SEATING AREAS THROUGHOUT. THE ADDED COMFORT OF ADJUSTABLE HEATED SEATS IS AVAILABLE FOR THE DRIVER AND FRONT PASSENGER.



WITH THE AVAILABLE ONSTAR® SERVICE, YOUR HANDS-FREE CELLULAR PHONE GIVES YOU ACCESS TO A HOST OF SERVICES, INCLUDING SIMPLE DIRECTIONS, EMERGENCY ASSISTANCE AND MUCH MORE.

# SUBURBAN

IF YOU LIVE YOUR LIFE ON

A GRAND SCALE, SUBURBAN

IS THE DEFINITIVE UTILITY

VEHICLE. UNABASHEDLY

LARGE AND ROOMY,

INSIDE SUBURBAN

YOU ARE SURROUNDED

BY ALL THE AMENITIES

AND ALL THE CREATURE

COMFORTS YOU MIGHT

EVER IMAGINE. ■



J.D. POWER AND ASSOCIATES RANKED SUBURBAN "THE MOST APPEALING FULLSIZE SPORT UTILITY."<sup>1</sup> WHEN OWNERS OF VEHICLES IN THIS CLASS RATED THEIR VEHICLES, SUBURBAN ROSE TO THE TOP.

<sup>1</sup>J.D. Power and Associates 1997 Automotive Performance Execution And Layout (APEAL) Study™ Study based on a total of 29,187 consumer responses.



FOR UNQUESTIONED POWER, SUBURBAN OFFERS THE AVAILABLE 290 HP VORTEC 7400 V8 — AND CAN TOW UP TO A WHOPPING FIVE TONS OF BOAT OR TRAILER.<sup>2</sup>

<sup>2</sup>Maximum trailering weight assumes driver, one passenger and all required trailering equipment.



WITH THE AVAILABLE ONSTAR SERVICE, YOUR CELLULAR PHONE PUTS YOU IN TOUCH WITH A TRAINED ADVISOR WHO HAS IMMEDIATE ACCESS TO LITERALLY HUNDREDS OF SERVICES.



WITH ITS AVAILABLE THIRD SEAT, SUBURBAN EASILY ACCOMMODATES UP TO NINE ADULTS IN COMFORT, AND STILL HAS ROOM FOR 47.5 CUBIC FEET OF YOUR GEAR.

# 10

ENVOY

IN ENVOY, THE LUSH LEATHER AND

RELENTLESS ATTENTION

TO DETAIL FOUND IN A FINE

LUXURY AUTOMOBILE ARE

BLENDED SEAMLESSLY WITH

THE STRENGTH AND CAPABILITY

OF A GMC, TO CREATE

A HIGHLY DISTINCTIVE,

TECHNOLOGICALLY ADVANCED

SPORT UTILITY. MAKE IT

YOUR OWN PERSONAL ENVOY. ■



▼  
ENVOY IS THE ONLY SPORT UTILITY TO FEATURE HIGH INTENSITY DISCHARGE (HID) HEADLAMPS, WHICH ARE 2.7 TIMES BRIGHTER THAN CONVENTIONAL HALOGEN LOW BEAMS — TO BETTER ILLUMINATE THE ROAD.



▼  
ENVOY'S CONCERT HALL QUALITY SOUND IS POWERED BY A SPECIFICALLY DESIGNED BOSE AUDIO SYSTEM WITH 6<sup>1/2</sup>" WOOFER TECHNOLOGY. THE EXPERIENCE IS ENHANCED BY SIX STRATEGICALLY PLACED SPEAKERS.



▼  
ENVOY'S FRONT SEATS WILL SPOIL YOU WITH TONE-ON-TONE LEATHER SEATING SURFACES, POWER LUMBAR SUPPORTS AND ADJUSTABLE HEATING. THE EIGHT-WAY POWER DRIVER'S SEAT PROVIDES UNCOMPROMISED COMFORT.



▼  
ENVOY IS ENHANCED BY GENUINE ZEBRANO WOODGRAIN ACCENTS ON THE DOOR PANELS AND FRONT CONSOLE — THE SAME TYPE FOUND IN EXCLUSIVE LUXURY CARS.



▼  
BUILT ON A FULL-LENGTH FRAME, POWERED BY A 190 HORSEPOWER VORTEC 4300 V6 ENGINE AND BOLSTERED BY THE ADDED TRACTION OF PUSH-BUTTON FOUR-WHEEL DRIVE, ENVOY DELIVERS REAL GMC TRUCK CAPABILITY.

# JIMMY

JIMMY IS A TRULY

REMARKABLE SPORT UTILITY.

UNDENIABLY WELL-

MANNERED AND WELL-

APPOINTED, IT COMBINES

THE REFINEMENT YOU

WOULD EXPECT OF A

LUXURY CAR WITH ALL

THE CAPABILITY OF A GMC.

WITH JIMMY, YOU FEEL

LIKE YOU CAN DO IT ALL. ■



THE SMOOTH, POWERFUL VORTEC 4300 V6 EFFORTLESSLY PROVIDES 190 HORSEPOWER, AND IS ENGINEERED TO GO UP TO 100,000 MILES BEFORE ITS FIRST SCHEDULED TUNE-UP.\*

\*Maintenance needs vary with different uses and driving conditions. See owner's manual for details.



THE TWO-DOOR JIMMY HAS ALL THE REFINEMENT OF THE FOUR-DOOR JIMMY, IN A SLEEK, SPORTY PACKAGE. IT HAS A STYLE ALL ITS OWN.



WITH INSTA-TRAC® SHIFT-ON-THE-FLY FOUR-WHEEL DRIVE, STANDARD ON JIMMY 4WD MODELS, JUST PUSH A BUTTON AND YOU HAVE ADDED TRACTION WHEN YOU NEED IT.



IN THE JIMMY SLT, GLOVE-SOFT LEATHER SEATING SURFACES ARE STANDARD, AS IS THE CONVENIENCE OF A SIX-WAY ADJUSTABLE POWER DRIVER'S SEAT. HEATED FRONT SEATS ARE ALSO AVAILABLE.



JIMMY'S AVAILABLE POWER SUNROOF IS EASILY OPERATED FROM THE MINI OVERHEAD CONSOLE AND INCLUDES A SUNSHADE, EXPRESS OPEN AND TILT FEATURES. HERE COMES THE SUN.

# SIERRA

WITH ABUNDANT POWER,

FORMIDABLE STRENGTH

AND A STYLE ALL

ITS OWN, THERE'S NO

OTHER FULLSIZE PICKUP

QUITE LIKE SIERRA.

IT HAS THE CAPABILITY

TO DO JUST ABOUT

ANYTHING YOU WANT.

SIERRA STANDS APART

FROM THE REST. ■



BUILT ON AN EXTREMELY DURABLE BOXED FRONT SEMIPERIMETER FRAME, THE HIGHLY CAPABLE SIERRA HAS A MAXIMUM TOWING CAPACITY UP TO 12,500 POUNDS.<sup>1</sup>

<sup>1</sup>Maximum trailering weight assumes driver, one passenger and all required trailering equipment.



WITH ITS DEX-COOL<sup>®</sup> COOLANT AND AN ARRAY OF OTHER LONG-LIFE COMPONENTS, SIERRA IS ENGINEERED TO GO UP TO 100,000 MILES BEFORE ITS FIRST SCHEDULED TUNE-UP.<sup>2</sup>

<sup>2</sup>Maintenance needs vary with different uses and driving conditions. See owner's manual for details.



WITH THE INNOVATIVE 3RD DOOR, AVAILABLE ON SIERRA EXTENDED CAB, YOU GAIN EASY ACCESS TO THE ROOMY INTERIOR — FOR EXTRA PASSENGERS OR EXTRA CARGO.



WHEN YOU NEED THE POWER TO GET IT DONE, SIERRA OFFERS FIVE HIGHLY REFINED, ROAD-PROVEN ENGINES — FOUR VORTEC GAS ENGINES AND A V8 TURBO DIESEL.



WITH ONSTAR SERVICE, AVAILABLE ON SOME SIERRA MODELS, YOUR CELLULAR PHONE OFFERS YOU ACCESS TO A HOST OF SERVICES — INCLUDING DIRECTIONS, EMERGENCY ASSISTANCE AND MORE.



# SONOMA

WELCOME TO SONOMA.

WHERE TWO WORLDS UNITE.

WHERE SPORTS CAR

MEETS PICKUP.

WHERE A CAPABLE,

HARD-WORKING GMC TRUCK

MEETS THE NATURAL

HUMAN NEED TO

GO HAVE SOME FUN.

SONOMA OFFERS THE

BEST OF BOTH WORLDS. ■

# 16



SONOMA OFFERS AN AVAILABLE CD/CASSETTE PLAYER COMBINATION ALONG WITH A PREMIUM MULTISPEAKER AUDIO SYSTEM. YOU'LL NOT ONLY LOOK GOOD, YOU'LL SOUND GOOD.



UNLIKE SOME PICKUPS IN ITS CLASS, SONOMA HAS STANDARD FOUR-WHEEL ANTILOCK BRAKES, WHICH HELP YOU MAINTAIN STEERING CONTROL AND PREVENT SKIDDING DURING HARD BRAKING.



BESIDES BEING FUNCTIONAL, SONOMA IS FUN. IT'S NIMBLE, AGILE — A TREAT TO DRIVE. WITH THE AVAILABLE SPORT SUSPENSION PACKAGE, SONOMA HUGS THE ROAD AND WON'T LET GO.



SONOMA IS THE ONLY PICKUP IN ITS CLASS TO OFFER A 3RD DOOR.\* IT'S AVAILABLE ON EXTENDED CAB MODELS WITH WIDESIDE OR SPORTSIDE BED (SHOWN).

\*Excludes other GM vehicles. Driver's side rear jump seat deleted with 3rd Door option.



THE ADDITIONAL TRACTION AND CAPABILITY OF INSTA-TRAC SHIFT-ON-THE-FLY FOUR-WHEEL DRIVE, STANDARD ON SONOMA 4WD MODELS, IS AS EASY AS PUSHING A BUTTON.

SAFARI

YOU LOAD MORE,

TRAVEL MORE, DO MORE.

THESE DAYS, LIFE'S

TOO BIG FOR A MINIVAN.

SAFARI IS A GENUINE

MIDSIZE VAN — WITH

POWER TO SPARE,

ROOM TO STRETCH AND


LUXURY TO ENJOY.

SAFARI DOES WHAT

MINIVANS CAN'T. ■



SAFARI ISN'T DESIGNED FOR MINI FAMILIES — EIGHT-PASSENGER SEATING IS STANDARD ON SLE AND SLT MODELS. IF YOU PREFER, FIVE- AND SEVEN-PASSENGER SEATING ARRANGEMENTS ARE AVAILABLE.




SAFARI'S HIGH SEATING POSITION OFFERS A COMMANDING VIEW OF THE ROAD, SO YOU CAN SEE WHAT'S GOING ON AROUND YOU — AND STAY ABOVE IT ALL.



WITH SAFARI'S 190 HORSEPOWER VORTEC 4300 V6 ENGINE, YOU HAVE THE POWER TO TAKE IT ALL WITH YOU. SAFARI CAN TOW UP TO 5500 POUNDS OF BOAT OR TRAILER.\*

\*With RWD; 5000 pounds with AWD. Maximum trailering weight assumes driver, one passenger and all required trailering equipment.



SAFARI'S AVAILABLE ALL-WHEEL DRIVE PROVIDES ADDED TRACTION WHEN IT'S NEEDED — AUTOMATICALLY. IT HELPS YOU HANDLE DIFFICULT DRIVING CONDITIONS.

SAVANA

THE REASON SAVANA

MAKES AN OUTSTANDING

CONVERSION VAN<sup>1</sup> IS THAT

IT'S AN OUTSTANDING

VAN TO BEGIN WITH.

SAVANA SETS THE

STANDARD FOR FULLSIZE

VANS, WITH MORE ROOM,

POWER AND COMFORT

THAN ANY GMC VAN EVER. ■

<sup>1</sup>GM and GMC are not responsible for the safety or design features, materials or workmanship of any alterations by any conversion manufacturer. See page 23 for information about alterations and warranties.



THE HIGHLY VERSATILE SAVANA PASSENGER VAN IS AVAILABLE IN SHORT OR LONG WHEELBASES, AND WITH AVAILABLE SEATING ARRANGEMENTS FOR FIVE, EIGHT, 12 OR EVEN 15 PASSENGERS.



THE PASSLOCK<sup>®</sup> SECURITY SYSTEM ELECTRONICALLY LOCKS OUT FUEL TO THE ENGINE UNLESS THE PROPER KEY IS USED. IT'S STANDARD ON ALL SAVANAS, INCLUDING THOSE WITH AVAILABLE REMOTE KEYLESS ENTRY.



WITH ITS STRONG FRAME, TWO-STAGE MULTILEAF REAR SPRINGS AND OTHER COMPONENTS, SAVANA CAN TOW UP TO AN IMPRESSIVE 10,000 POUNDS OF BOAT OR TRAILER.<sup>2</sup>

<sup>2</sup>Maximum trailering weight assumes driver, one passenger and all required trailering equipment.



WITH THE CENTER AND REAR SEATS REMOVED, SAVANA HOLDS UP TO 316.8 CUBIC FEET OF YOUR WORLDLY POSSESSIONS. THAT'S MORE THAN ANY OTHER FULLSIZE VAN.<sup>3</sup>

<sup>3</sup>Excludes other GM vehicles.



SAVANA'S CHOICE OF FIVE AVAILABLE ENGINES MAKES FOR A POWERFUL ADVANTAGE. YOU CAN CHOOSE ONE OF FOUR VORTEC GAS ENGINES OR A V6 TURBO DIESEL.

# COMMITMENT PLUS

WHEN YOU BUY OR LEASE

A NEW GMC, YOU GET

OUR OUTSTANDING

PORTFOLIO OF OWNER

PRIVILEGES. FOR COMPLETE

DETAILS, SEE YOUR GMC

DEALER. FOR PRODUCT

INFORMATION, ROADSIDE

ASSISTANCE OR OTHER

SUPPORT SERVICES.

CALL 1-800-GMC-8782. ■

# 2

CARPRINT.NET



### PREMIUM ROADSIDE ASSISTANCE

- WARRANTY TOWING, FLAT TIRE CHANGE, JUMPSTARTS AND MORE
- AVAILABLE AROUND THE CLOCK



### TRAVEL BENEFITS

- TRIP ROUTING SERVICE
  - REIMBURSEMENT FOR TRIP INTERRUPTION (FOR WARRANTY REPAIRS)<sup>1</sup>
- <sup>1</sup>See your GMC dealer for details, including conditions and restrictions.



### GMC ORIENTATION

- THOROUGH INTRODUCTION TO YOUR GMC
- COMPLIMENTARY FULL TANK OF FUEL



### COURTESY TRANSPORTATION

- FREE ONE-WAY SHUTTLE (UP TO 10 MILES AWAY)
  - ALTERNATE TRANSPORTATION (FOR OVERNIGHT WARRANTY SERVICE)<sup>2</sup>
- <sup>2</sup>Discuss the details with your dealer when making an appointment.

## GMC 98

For more information, please fill out this card, call 1-800-GMC-8782 or visit [www.gmc.com](http://www.gmc.com) on the web.

Name: \_\_\_\_\_

Address: \_\_\_\_\_

City: \_\_\_\_\_ State: \_\_\_\_\_ Zip: \_\_\_\_\_

Phone (Day): (\_\_\_\_) \_\_\_\_\_-\_\_\_\_ Phone (Eve.): (\_\_\_\_) \_\_\_\_\_-\_\_\_\_

E-Mail Address: \_\_\_\_\_ Birthdate (Optional): \_\_\_\_\_

Do you currently own a GMC?  Yes  No

If Yes, Selling GMC Dealer: \_\_\_\_\_

If No, Preferred GMC Dealer: \_\_\_\_\_

I currently drive: (1) Year: \_\_\_\_\_ Make: \_\_\_\_\_ Model: \_\_\_\_\_

What other vehicles are in your household?

(2) Year: \_\_\_\_\_ Make: \_\_\_\_\_ Model: \_\_\_\_\_

(3) Year: \_\_\_\_\_ Make: \_\_\_\_\_ Model: \_\_\_\_\_

Will this new vehicle you are considering add to or replace the vehicles in your household?

Addition  Replacement Which vehicle(s) will it replace?  1  2  3

Are you likely to buy or lease your next vehicle?

In what time period?  Buy  Lease  Undecided

0-3 months  4-6 months  7-9 months  10-12 months  13-24 months  2+ years  Not sure

Please send me information on the following vehicle(s):  Yukon Denali<sup>®</sup>  Envoy<sup>®</sup>  Jimmy<sup>®</sup>  Safari<sup>®</sup>  Savana<sup>®</sup>

Sierra<sup>®</sup>  Sonoma<sup>®</sup>  Suburban<sup>®</sup>  Yukon<sup>®</sup>  Lt. Duty Commercial Truck  Med. Duty Commercial Truck

Please send me a Pontiac product brochure.  Please specify the format:  Catalog  CD-ROM

FLB-98

you. GMC regularly sends its dealers useful GMC product service bulletins. To obtain these bulletins, ask your dealer or call 1-800-GMC-8782. GMC models are designed and built to resist corrosion. All body sheet metal components are covered by a General Motors limited warranty; see your GMC dealer for terms. Application of additional rust-inhibiting materials is not required or encouraged. For additional information about standard occupant protection, crash avoidance and theft deterrent safety and security features, please refer to individual product catalogs or see your GMC dealer.

©1997 GM Corp. All rights reserved. Buckle Up, Americal GM, GMC, the GMC logo, Denali, Yukon, Suburban, Envoy, Jimmy, Sierra, Sonoma, Safari, Savana, Dex-Cool, Passlock, OnStar, The GM Card and Insta-Trac are registered trademarks, Vortec, Autotrac and Comfortably In Command are trademarks and Commitment Plus is a service mark of General Motors Corporation. GMAC is a registered trademark of General Motors Acceptance Corp. Bose and Acoustimass are registered trademarks and Nd is a trademark of Bose Corporation.



See more of GMC on our website: [www.gmc.com](http://www.gmc.com)

- More photos and information
- Hot links to related subjects and features
- Spec out your own vehicle
- Convenient dealer locator
- Pricing guide

Or call 1-800-GMC-8782 (1-800-462-8782).

**SPORT UTILITIES**

BODY STYLE	DRIVE TYPE	WHEELBASE (IN)	ANTILOCK BRAKES (ABS)	MAX. CARGO CAP. (CU.FT.)	BASE PAYLOAD (LBS) <sup>1</sup>	GVWR RANGE (LBS) <sup>2</sup>	MAX. TOWING CAPACITY (LBS) <sup>3</sup>	SEATING (STD./OPT.)	STANDARD ENGINE
<b>YUKON DENALI</b>									
4-Door	4WD	117.5	4-wheel	118.2	1468	6800	6500	5	Vortec 5700 V8
<b>YUKON</b>									
4-Door	2WD/4WD	117.5	4-wheel	118.2	1389/1468	6300/6800	7000/6500	6/5	Vortec 5700 V8
<b>SUBURBAN</b>									
4-Door	2WD/4WD	131.5	4-wheel	149.5	1980-3314/2002-2849	6800/8600	10,000/10,000	3/5,6,8,9	Vortec 5700 V8
<b>ENVOY</b>									
4-Door	4WD	107.0	4-wheel	74.1	863	5350	5000	5	Vortec 4300 V6
<b>JIMMY</b>									
2-Door	2WD/4WD	100.5	4-wheel	66.9	931/1002	4450/4850	5500/5000	5	Vortec 4300 V6
4-Door	2WD/4WD	107.0	4-wheel	74.1	1329/863	5000/5350	5500/5000	5	Vortec 4300 V6

**PICKUPS**

BODY STYLE	DRIVE TYPE	WHEELBASE (IN)	ANTILOCK BRAKES (ABS)	BED LENGTH (IN)	BASE PAYLOAD (LBS) <sup>1</sup>	GVWR RANGE (LBS) <sup>2</sup>	MAX. TOWING CAPACITY (LBS) <sup>3</sup>	SEATING (STD./OPT.)	STANDARD ENGINE
<b>SIERRA</b>									
Regular Cab, Sportside	2WD/4WD	117.5	4-wheel	78.7	2224/1806	6100	7000/6500	3/2	Vortec 4300 V6
Extended Cab, Sportside	2WD/4WD	141.5	4-wheel	78.7	2055/1638	6200	7000/6500	6/3,5	Vortec 5000 V8
Regular Cab, Short Bed	2WD/4WD	117.5	4-wheel	78.7	2224/1806	6100	7000/7000	3/2	Vortec 4300 V6
Regular Cab, Long Bed	2WD/4WD	131.5	4-wheel	97.6	2224-4838/1685-3944	6100-9200	10,000/10,000	3/2	Vortec 4300 V6
Extended Cab, Short Bed	2WD/4WD	141.5	4-wheel	78.7	2055-2767/1638-3299	6200-8600	10,000/10,000	6/3,5	Vortec 4300 V6
Extended Cab, Long Bed	2WD/4WD	155.5	4-wheel	97.6	1794-4541/1361-4110	6200-10,000	10,000/10,000	6/3,5	Vortec 5000 V8
Crew Cab, Long Bed	2WD/4WD	168.5	4-wheel	97.6	3511/3324	9000-9200	10,000/10,000	6/5	Vortec 5700 V8
<b>SONOMA</b>									
Regular Cab, Sportside	2WD/4WD	108.3	4-wheel	72.7	1212/1102	4200-4650	5500/5500	3/2	Vortec 2200 L4
Extended Cab, Sportside	2WD/4WD	122.9	4-wheel	72.7	1158/899	4400-4650	5500/5500	5/4*	Vortec 2200 L4
Regular Cab, Short Bed	2WD/4WD	108.3	4-wheel	72.8	1212/1102	4200-4650	5500/5500	3/2	Vortec 2200 L4
Regular Cab, Long Bed	2WD/4WD	117.9	4-wheel	88.8	1532/1530	4600-5150	5500/5500	3/2	Vortec 2200 L4
Extended Cab, Short Bed	2WD/4WD	122.9	4-wheel	72.8	1158/899	4400-4650	5500/5500	5/4*	Vortec 2200 L4

**VANS**

BODY STYLE	DRIVE TYPE	WHEELBASE (IN)	ANTILOCK BRAKES (ABS)	MAX. CARGO CAP. (CU.FT.)	BASE PAYLOAD (LBS) <sup>1</sup>	GVWR RANGE (LBS) <sup>2</sup>	MAX. TOWING CAPACITY (LBS) <sup>3</sup>	SEATING (STD./OPT.)	STANDARD ENGINE
<b>SAFARI</b>									
Passenger Van	2WD/4WD	111.2	4-wheel	170.4	1764/1659	5950/6100	5500/5000	5/7,8	Vortec 4300 V6
<b>SAVANA</b>									
Passenger Van	2WD	135	4-wheel	267.3	2028/3595	7100/9500	10,000	8/5,12,15	Vortec 4300 V6
Extended Passenger Van	2WD	155	4-wheel	316.78	2701/3421	8600/9500	10,000	8/5,12,15	Vortec 5700 V8

<sup>1</sup> When properly equipped; includes weight of passengers, equipment and cargo.

<sup>2</sup> GVWR (Gross Vehicle Weight Rating) includes vehicle, passengers, equipment and cargo.

<sup>3</sup> Maximum trailering weight assumes driver, one passenger and all required trailering equipment.

\*Rear jump seats not available on SL models. Driver's side rear jump seat deleted with optional 3rd Door.