

2025

RZ





[JUMP TO:](#)

[STYLES](#)

[DESIGN](#)

[PERFORMANCE](#)

[TECHNOLOGY](#)

[SAFETY](#)

[OWNERSHIP](#)

[SPECS](#)

[BUILD YOUR RZ](#)

[FIND A DEALER](#)

[VIEW LEXUS OFFERS](#)



ELECTRIC. POWERED BY LEXUS.

Experience the inspired side of electric with the Lexus RZ line. Every facet of the drive—from the effortless luxury of the RZ 300e to the powerful thrill of the RZ 450e—was created to put you in charge.



RZ 450e Luxury AWD shown in Iridium⁵

RZ 300e

- 201 total system horsepower
- Manufacturer-estimated 266-mile driving range¹ rating (with 18-inch wheels)

RZ 450e AWD

- 308 total system horsepower
- Manufacturer-estimated 220-mile driving range² rating (with 18-inch wheels)

RZ 300e PREMIUM / RZ 450e PREMIUM AWD

- Panorama glass roof
- Panoramic View Monitor³

RZ 300e LUXURY / RZ 450e LUXURY AWD

- Mark Levinson^{®4} 13-speaker, 12-channel, 1,800-watt Premium Surround Sound
- Available 20-inch 10-spoke alloy wheels with Gray Metallic finish



LOOKS LIKE THE FUTURE.
FEELS LIKE A LEXUS.


Stunning inside and out, the all-electric RZ features an aerodynamic body, a driver-focused interior and unparalleled refinement.

RZ 450e Luxury AWD shown with
Dapple Gray Ultrasuede® interior trim

DESIGN



RZ 450e Luxury AWD shown in Cloudburst Gray⁵



— LED Blade Taillamp

— Available Ultrasuede[®]-trimmed seats

— Available front radiant heater

— Available heated and ventilated front seats

— Available Dynamic Sky[™] panorama glass roof

— Available illuminated front badge

Learn more at
lexus.com/RZDesign



RZ 450e Luxury AWD shown in Cloudburst Gray⁵

ELECTRIFY YOUR DRIVE

With a manufacturer-estimated driving range¹ of up to 266 miles, the Lexus RZ 300e can take you well beyond the ordinary. And the RZ 450e features the advanced DIRECT4 all-wheel drive system for instant power and endless exhilaration.

PERFORMANCE



RZ 450e Luxury AWD shown in Cloudburst Gray⁵

- Dedicated EV platform
- Available 20-inch alloy wheels with Black and machined finish
- 0-60 mph in 5.0 seconds⁷ (RZ 450e)
- Intuitive cockpit design with dial-type shift knob
- DIRECT4 all-wheel drive seamlessly shifts power between wheels as needed (RZ 450e)

Learn more at
lexus.com/RZPerformance



Level 1
ANY OUTLET

—
You can plug your RZ in to any standard 120V outlet⁸ using the included dual-voltage charging cable.⁹

Level 2
HOME + PUBLIC

—
These faster 240V outlets¹⁰ can be professionally installed at your home or found in most public charging stations.

Level 3
PUBLIC

—
You can charge even faster using these DC fast chargers.¹¹ Available in select public charging stations only.

CHARGE AT YOUR SPEED

When it comes to charging, you've got options. In addition to its ability to plug in to any household outlet,⁸ the RZ can be charged at one of over 61,000 Level 2¹⁰ or DC fast charging¹¹ public stations.¹² And with Clean Assist,^{13*} you can automatically offset your vehicle's charging with 100% renewable energy.

Learn more at
lexus.com/electrified

*Requires an active trial or subscription to Remote Connect!¹⁴ 4G network dependent

RZ450e Luxury AWD shown in Iridium⁵

PERFORMANCE



RZ 450e Premium AWD shown with Thunderstorm and Macadamia NuLuxe® interior trim. Lexus Interface display may not reflect most recent over-the-air enhancements.

YOUR WORLD AT YOUR COMMAND

Discover the difference of Lexus Interface^{15*} with a 14-inch touchscreen display. In a space that offers the ability to charge and connect your devices wirelessly.¹⁶ This is design that puts you first—and everything else right where you'd expect.

*4G network dependent

TECHNOLOGY



RZ 450e Luxury AWD shown in Ether⁵ with Black Onyx roof



- Available Advanced Park with Remote Park¹⁷
- Available Digital Key¹⁴ via active Remote Connect^{14*} trial or subscription


- Available Head-Up Display
- Available Panoramic View Monitor³

- Wireless Apple CarPlay^{®18} integration
- Wireless Android Auto^{™19} compatibility

Learn more at lexus.com/RZTechnology

*4G network dependent

TECHNOLOGY



DON'T JUST LISTEN. FEEL.

Unlock a deeper appreciation of sound—and experience music in its highest fidelity while being enveloped in a three-dimensional soundscape.

- 13 speakers
- 1,800 watts of amplified power
- Clari-Fi^{®4} processing
- 12-channel digital signal processing amplifier



- Pre-Collision System with Pedestrian Detection²⁰
- Full-Speed Range Dynamic Radar Cruise Control²¹

- Lane Departure Alert with Steering Assist²²
- Lane Tracing Assist²³

- Road Sign Assist²⁴
- Automatic High Beams²⁵
- Proactive Driving Assist²⁶

PEACE OF MIND, STANDARD.

Lexus Safety System+ 3.0²⁷ is an integrated suite of advanced safety equipment and convenience features.

Learn more at
lexus.com/RZSafety

RZ450e Luxury AWD shown in Iridium⁵

SAFETY



RZ 450e Luxury AWD shown in Cloudburst Gray⁵

- Digital Latch with Safe Exit Assist.²⁸ Warns of motorists and cyclists approaching from the rear to help you exit the RZ safely.
- Available Front Cross-Traffic Alert.²⁹ Warns of approaching cross traffic at intersections.

- Available Digital Rearview Mirror. Designed to provide an unobstructed view of the road behind.
- Available Lane Change Assist.³⁰ Helps automatically change lanes when the system detects the lane is clear.

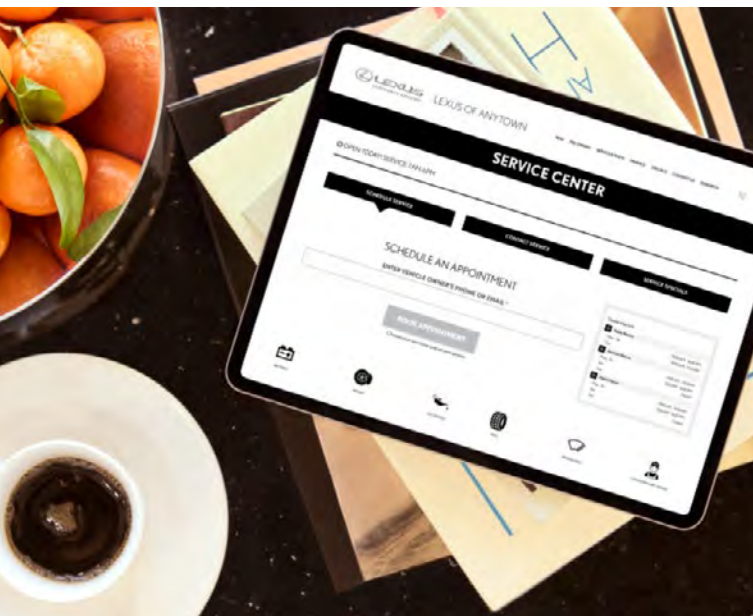
CONVENIENCE



A COMPLETE SUITE OF
STANDARD SERVICES
AND BENEFITS

When you buy a Lexus, you're getting more than an exceptionally crafted vehicle, you're stepping into a world-class luxury experience like no other. Every new Lexus RZ includes LexusCare, a suite of standard services and benefits that goes beyond your Lexus dealership to include exclusive event access, comprehensive Roadside Assistance³¹ and more.

LEXUSCARE



OWNERSHIP SERVICES

- Two complimentary maintenance services³²
- 4-year/50,000-mile Basic Warranty³³
- 8-year/100,000-mile EV Drive Components Warranty³⁴
- Up to 10-year trial of Service Connect^{35*}
- Complimentary loaner vehicles³⁶
- Complimentary vehicle wash

*4G network dependent



SAFETY

- In addition to standard Lexus Safety System+ 3.0,²⁷ every RZ also includes up to a 10-year trial of Safety Connect.^{37*}

CONNECTIVITY

- With LexusCare, every new RZ comes standard with connectivity services, including a 3-year trial of Remote Connect^{14*} and a SiriusXM^{®38} 3-month trial subscription.

*4G network dependent



EXCLUSIVE EXPERIENCES

- Entertainment exclusives
- Exclusive retailer offers
- Resort credits and more
- Elite culinary experiences
- VIP sporting event access

Learn more at
lexus.com/LexusCare



RZ300e Premium shown in Ether with Black Onyx² roof

RZ 300e /
RZ 300e PREMIUM /
RZ 300e LUXURY

201
TOTAL SYSTEM HORSEPOWER

72.8
BATTERY (kWh)

—
FWD
FRONT-WHEEL DRIVE

—
7.8
ESTIMATED 0-60 MPH (SEC)⁷

MANUFACTURER-ESTIMATED
DRIVING RANGES:

266 MILES
WITH 18-IN WHEELS¹

224 MILES
WITH 20-IN WHEELS¹

RZ 450e AWD /
RZ 450e PREMIUM AWD /
RZ 450e LUXURY AWD

308
TOTAL SYSTEM HORSEPOWER

71.4
BATTERY (kWh)

—
DIRECT4
ALL-WHEEL DRIVE

—
5.0
ESTIMATED 0-60 MPH (SEC)⁷

MANUFACTURER-ESTIMATED
DRIVING RANGES:

220 MILES
WITH 18-IN WHEELS²

196 MILES
WITH 20-IN WHEELS²

Learn more at lexus.com/RZSpecs



FEATURES



RZ

Standard features include:

- SmartAccess card key³⁹
- Heated steering wheel; heated NuLuxe®-trimmed front seats
- Lexus Interface¹⁵ with 14-in touchscreen display
- Safety Connect¹⁵ with up to 10-year trial*
- Service Connect¹⁵ with up to 10-year trial*
- Remote Connect¹⁵ 3-year trial*
- Wi-Fi Connect¹⁵ (AT&T hotspot) with up to 30-day/3GB trial*
- Drive Connect¹⁵ with Cloud Navigation, Intelligent Assistant and Destination Assist 3-year trial*
- Lexus app (Remote Connect¹⁵ vehicle start, service scheduling, Vehicle Health Reports/Alerts¹⁵ and more)*
- Wireless Apple CarPlay^{®18} integration
- Wireless Android Auto^{™19} compatibility
- Wireless phone charger¹⁶ and five USB-C charging ports⁴⁰
- Dual-voltage vehicle-charging cable⁹ for 120V (Level 1)⁸ or 240V (Level 2)¹⁰ outlets
- Lexus Safety System+ 3.0²⁷
- Blind Spot Monitor⁴¹ with Rear Cross-Traffic Alert⁴² and Digital Latch with Safe Exit Assist²⁸
- Complimentary scheduled maintenance services.³² (Please refer to the *Warranty and Services Guide* for details.)

*4G network dependent



PREMIUM

Includes RZ features, and adds or replaces:

- Panorama glass roof
- Panoramic View Monitor³
- Intuitive Parking Assist with Auto Braking⁴³
- Power Rear Door with Kick Sensor⁴⁴
- Front-door courtesy lights
- Ventilated front seats
- Lexus Memory System for driver's seat, steering wheel and auto-dimming outside mirrors with auto tilt-down in reverse
- Ambient illumination with door trim Shadow Illumination
- Backup camera⁴⁵ washer




LUXURY

Includes Premium features, and adds or replaces:

- Lane Change Assist,³⁰ Front Cross-Traffic Alert,²⁹ Traffic Jam Assist⁴⁶ (requires Drive Connect¹⁵ subscription, 3-year trial included*)
- Advanced Park with Remote Park¹⁷
- 10-in Head-Up Display
- Mark Levinson^{®4} 13-speaker, 12-channel, 1,800-watt Premium Surround Sound
- Digital Key¹⁴ (requires Remote Connect¹⁴ subscription, 3-year trial included*)
- Acoustic front and rear side glass
- Thematic Ambient Illumination with door trim Shadow Illumination
- Front radiant heater and heated rear outboard seats
- Ultrasuede^{®6}-trimmed seats

View all standard features and configure your RZ at lexus.com/RZBuild. Availability is limited. See your Lexus dealer for details.



RZ450e Luxury AWD shown in Iridium⁵



RZ 450e Premium AWD shown with Thunderstorm and Macadamia NuLuxe interior trim. Lexus Interface¹⁵ display may not reflect most recent over-the-air enhancements.

PACKAGES



TECHNOLOGY PACKAGE (PREMIUM)

- Advanced Park with Remote Park¹⁷
- 10-in Head-Up Display
- Digital Key¹⁴ (requires Remote Connect¹⁴ subscription, 3-year trial included). 4G network dependent.

COLD AREA PACKAGE

- Headlamp washers
- Windshield wiper de-icer

OPTIONS

- Digital Rearview Mirror (Premium, Luxury)
- Illuminated front badge
- Front radiant heater (Premium)
- Dynamic Sky™ panorama glass roof (Luxury)
- 20-in 10-spoke alloy wheels with Black and machined finish (Premium)
- 20-in 10-spoke alloy wheels with Gray Metallic finish (Luxury)

WHEELS



18-in

Five-spoke alloy wheels with Dark Gray Metallic and machined finish

STANDARD
RZ, RZ Premium



20-in

10-spoke alloy wheels with Black and machined finish

STANDARD
RZ Luxury

AVAILABLE
RZ Premium



20-in

10-spoke alloy wheels with Gray Metallic finish

AVAILABLE
RZ Luxury



RZ 450e Luxury AWD shown in Ether⁵ with Black Onyx roof

COPPER CREST*
EXTERIOR



DAPPLE GRAY
INTERIOR

PALOMINO
INTERIOR

THUNDERSTORM AND MACADAMIA
INTERIOR

RZ / RZ PREMIUM
RZ LUXURY

RZ / RZ PREMIUM
RZ LUXURY

RZ / RZ PREMIUM
RZ LUXURY

This page is meant to represent color combinations for exterior, interior seat surfaces and trims available on the RZ line. For specific combination details, which can vary by style, visit lexus.com/RZBuild.

*Additional charge

IRIDIUM*
EXTERIOR



DAPPLE GRAY
INTERIOR

RZ / RZ PREMIUM
RZ LUXURY

PALOMINO
INTERIOR

RZ / RZ PREMIUM
RZ LUXURY

THUNDERSTORM AND MACADAMIA
INTERIOR

RZ / RZ PREMIUM
RZ LUXURY

This page is meant to represent color combinations for exterior, interior seat surfaces and trims available on the RZ line. For specific combination details, which can vary by style, visit lexus.com/RZBuild.

*Additional charge

ETHER*
EXTERIOR



DAPPLE GRAY
INTERIOR

RZ / RZ PREMIUM
RZ LUXURY

PALOMINO
INTERIOR

RZ / RZ PREMIUM
RZ LUXURY

THUNDERSTORM AND MACADAMIA
INTERIOR

RZ / RZ PREMIUM
RZ LUXURY

This page is meant to represent color combinations for exterior, interior seat surfaces and trims available on the RZ line. For specific combination details, which can vary by style, visit lexus.com/RZBuild.

*Additional charge

CLOUDBURST GRAY*
EXTERIOR



DAPPLE GRAY
INTERIOR

RZ / RZ PREMIUM
RZ LUXURY

PALOMINO
INTERIOR

RZ / RZ PREMIUM
RZ LUXURY

THUNDERSTORM AND MACADAMIA
INTERIOR

RZ / RZ PREMIUM
RZ LUXURY

This page is meant to represent color combinations for exterior, interior seat surfaces and trims available on the RZ line. For specific combination details, which can vary by style, visit lexus.com/RZBuild.

*Additional charge

EMINENT WHITE PEARL*
EXTERIOR



DAPPLE GRAY
INTERIOR

RZ / RZ PREMIUM
RZ LUXURY

PALOMINO
INTERIOR

RZ / RZ PREMIUM
RZ LUXURY

THUNDERSTORM AND MACADAMIA
INTERIOR

RZ / RZ PREMIUM
RZ LUXURY

This page is meant to represent color combinations for exterior, interior seat surfaces and trims available on the RZ line. For specific combination details, which can vary by style, visit lexus.com/RZBuild.

*Additional charge

CAVIAR
EXTERIOR



DAPPLE GRAY
INTERIOR

PALOMINO
INTERIOR

THUNDERSTORM AND MACADAMIA
INTERIOR

RZ / RZ PREMIUM
RZ LUXURY

RZ / RZ PREMIUM
RZ LUXURY

RZ / RZ PREMIUM
RZ LUXURY

This page is meant to represent color combinations for exterior, interior seat surfaces and trims available on the RZ line. For specific combination details, which can vary by style, visit lexus.com/RZBuild.

BLACK ONYX*
ROOF



COPPER CREST*
EXTERIOR

DAPPLE GRAY
INTERIOR

RZ PREMIUM
RZ LUXURY

PALOMINO
INTERIOR

RZ PREMIUM
RZ LUXURY

THUNDERSTORM AND MACADAMIA
INTERIOR

RZ PREMIUM
RZ LUXURY

This page is meant to represent color combinations for exterior, interior seat surfaces and trims available on the RZ line. For specific combination details, which can vary by style, visit lexus.com/RZBuild.

*Additional charge

BLACK ONYX*
ROOF



ETHER*
EXTERIOR

DAPPLE GRAY
INTERIOR

RZ PREMIUM
RZ LUXURY

PALOMINO
INTERIOR

RZ PREMIUM
RZ LUXURY

THUNDERSTORM AND MACADAMIA
INTERIOR

RZ PREMIUM
RZ LUXURY

This page is meant to represent color combinations for exterior, interior seat surfaces and trims available on the RZ line. For specific combination details, which can vary by style, visit lexus.com/RZBuild.

*Additional charge

BLACK ONYX*
ROOF



CLOUDBURST GRAY*
EXTERIOR

DAPPLE GRAY
INTERIOR

PALOMINO
INTERIOR

THUNDERSTORM AND MACADAMIA
INTERIOR

RZ PREMIUM
RZ LUXURY

RZ PREMIUM
RZ LUXURY

RZ PREMIUM
RZ LUXURY

This page is meant to represent color combinations for exterior, interior seat surfaces and trims available on the RZ line. For specific combination details, which can vary by style, visit lexus.com/RZBuild.

*Additional charge

ACCESSORIES



- Activity mount⁴⁷
- All-weather cargo mat⁴⁸
- All-weather floor liners⁴⁹
- Body side moldings
- Cargo net⁴⁸
- Dashcam⁵⁰
- Door edge film
- Door edge guards by 3M™
- Illuminated cargo sills
- Illuminated door sills
- Mudguards
- Paint protection film by 3M™⁵¹
- Puddle lamps
- Rear bumper appliqué

Learn more⁵² at
lexus.com/accessories





[BUILD YOUR RZ](#)

[FIND A DEALER](#)

[VIEW LEXUS OFFERS](#)

WARRANTY Four-year/50,000-mile Lexus Limited Warranty. Six-year/unlimited-mileage Corrosion Perforation Warranty. Eight-year/100,000-mile Electric Vehicle Drive Components Warranty. All warranties with zero deductible. See the *RZ Warranty and Services Guide* at your Lexus dealer for details.

1. Manufacturer's estimated 266-mile total driving range for 2025 Lexus RZ 300e (18-inch wheels) using EPA's preliminary testing procedure standards for fully charged vehicle operated under ideal driving conditions (manufacturer-estimated 224-mile range for RZ 300e with 20-inch wheels). Use for comparison purposes only. Actual range will vary and may decrease significantly depending on speed, outside temperature, accessory use, how/where you drive, charging habits, and other factors. Battery capacity also decreases with time and use which will reduce range. See www.fueleconomy.gov and *Owner's Manual* for details. **2.** Manufacturer's estimated 220-mile total driving range for 2025 Lexus RZ 450e Premium (18-inch wheels) using EPA's preliminary testing procedure standards for fully charged vehicle operated under ideal driving conditions (manufacturer-estimated 196-mile range for RZ 450e Luxury or RZ 450e Premium with 20-inch wheels). Use for comparison purposes only. Actual range will vary and may decrease significantly depending on speed, outside temperature, accessory use, how/where you drive, charging habits, and other factors. Battery capacity also decreases w/ time and use which will reduce range. See www.fueleconomy.gov and *Owner's Manual* for details. **3.** The Panoramic View Monitor does not provide a comprehensive view of the area surrounding your vehicle. Look around to confirm clearance. See *Owner's Manual* for limitations. **4.** Mark Levinson and Clarif-Fi are registered trademarks of Harman International Industries, Inc. **5.** Cloudburst Gray, Cloudburst Gray and Black Onyx, Copper Crest, Copper Crest and Black Onyx, Eminent White Pearl, Ether Ether and Black Onyx, and Iridium available for an additional charge. **6.** Ultrasuede is a registered trademark of Toray Industries, Inc. **7.** Performance figures are for comparison only and were obtained with prototype vehicles by professional drivers. **8.** Charging time may be longer using standard 120V outlet. Always plug in/charge vehicle in accordance with *Owner's Manual*. **9.** Electrical outlets for use with the dual-voltage charging cable must be installed by a licensed, qualified electrician. A 240V NEMA 14-50 outlet is required for Level 2 charging. **10.** A 240V NEMA 14-50 outlet is required for Level 2 charging. Electrical outlets for use with the dual-voltage charging cable must be installed by a licensed, qualified electrician. **11.** DC charging time will vary based on weather and other factors. DC charging times will increase as temperatures decrease, with significant increases possible at temperatures below freezing. DC Fast Charging should be limited to three sessions per day, regardless of the weather. After three 10-80% charge sessions, DC Fast Charging over the next day may take longer and be less effective. Accessory use, battery level and condition, and charger specifications also can negatively affect charging times. **12.** Data as of 2/27/24. See <https://www.pewresearch.org/data-labs/2024/05/23/electric-vehicle-charging-infrastructure-in-the-us/>. **13.** Currently available for select Lexus BEV models throughout the U.S. and select Lexus PHEV models in California. Requires an active subscription to Remote Connect which depends on 4G network availability and other factors outside Lexus' control. Also requires account registration through the Lexus app and acceptance of Connected Services Terms of Use at [Lexus - Connected Services Terms of Use](https://www.lexus.com/connected-services/terms-of-use) and Master Data Consent. For vehicle eligibility, visit <https://drivers.lexus.com/lexusdrivers/technology/lexusapp> or see your Lexus dealer. **14.** Digital Key requires active Remote Connect subscription. Remote start/stop and/or lock/unlock and other features of Remote Connect are only available on select models. Use only if aware of circumstances surrounding vehicle and it is legal and safe to do so (e.g., do not remotely start a gas-engine vehicle in an enclosed space or if vehicle is occupied by a child). Remote Connect depends on certain factors outside of Lexus' control in order to operate, including 4G network availability, a cellular connection and GPS signal. Without any one or more of these things, operability may be limited or precluded. Digital Key also requires Bluetooth connectivity. Remote Connect is included with select paid Connected Services packages. See your Lexus dealer for details. Services may vary and are subject to change without notice. Services require account registration through the Lexus app and acceptance of the Connected Services Terms of Use at [Lexus - Connected Services Terms of Use](https://www.lexus.com/connected-services/terms-of-use) and Master Data Consent. Data charges may apply. For Lexus Interface Services' vehicle-generated data collection, use, sharing and retention practices and agreements, see <https://www.lexus.com/privacyvts>. Trial period begins on original purchase or lease date of new vehicle. Paid subscription required after trial (if applicable). Terms of Use apply. **15.** Lexus Interface Services depend on certain factors outside of Lexus' control in order to operate, including 4G network availability, a cellular connection and GPS signal. Without any one or more of these things, operability may be limited or precluded, including access to response center and emergency support. Services vary by vehicle and are subject to change at any time without notice. Services require account registration through the Lexus app and acceptance of the Connected Services Terms of Use at [Lexus - Connected Services Terms of Use](https://www.lexus.com/connected-services/terms-of-use) and Master Data Consent. Data charges may apply. For Lexus Interface Services' vehicle-generated data collection, use, sharing and retention practices and agreements, see <https://www.lexus.com/privacyvts>. All trials begin on original purchase or lease date of new vehicle, with the exception of Wi-Fi for which trial begins at time of activation. Paid subscription required after trial (if applicable). For Safety Connect, stolen vehicle police report required to use Stolen Vehicle Locator. Automatic Collision Notification activates only in limited circumstances. Remote start/stop and/or lock/unlock and other features of Remote Connect are only available on select models. Use only if aware of circumstances surrounding vehicle and it is legal and safe to do so (e.g., do not remotely start a gas-engine vehicle in an enclosed space or if vehicle is occupied by a child). Drive Connect service not available in every city or roadway. For Service Connect, information provided is based on the last time data was collected from vehicle and is not real-time data. Wi-Fi Connect service not available everywhere or in every vehicle. Valid in contiguous U.S. and Alaska. Up to 5 devices supported. Integrated Streaming requires subscription for third-party provider services. Wi-Fi Connect trial (if applicable) begins at time of enrollment and expires the earlier of: 3GB of data is used or 30 days after enrollment. **16.** Wireless charging may not be compatible with all mobile phones, smart devices, tablets, e-readers, MP3/WMA players and like products. **17.** Do not overly rely on Advanced Park and use only in accordance with applicable laws. Remain attentive to surroundings during use. When using Remote Park, operator must have their key fob, continuously interact w/ smartphone w/ Bluetooth connectivity and ensure safe clearance around vehicle. Before operating, review *Owner's Manual* for instructions and limitations. **18.** Apple CarPlay requires a compatible iPhone with an active data plan. Check compatibility at <https://www.apple.com/ios/carplay/>. Operability depends on network availability, a cellular connection and GPS signal. Services vary by vehicle and are subject to change at any time without notice. Data charges may apply. To learn more, go to <https://lexusconnectedtechnologysupport.com/lexus/home>. To learn more about Lexus' connected services data collection, use, sharing and retention practices, please visit <https://www.lexus.com/privacy>. **19.** Wireless use of Android Auto requires a compatible Android 11.0+ phone and compatible active data plan. Check www.google.com/androidauto/requirements for compatibility. Operability depends on network availability, a cellular connection and GPS signal. Services vary by vehicle and are subject to change at any time without notice. Data charges may apply. To learn more, go to <https://lexusconnectedtechnologysupport.com/lexus/home>. To learn more about Lexus' connected services data collection, use, sharing and retention practices, please visit <https://www.lexus.com/privacy>. Google, Android, Android Auto, Google Maps and other marks are trademarks of Google LLC. **20.** The Pre-Collision System (PCS) with Pedestrian Detection (PD) is designed to help reduce the crash speed and damage in certain frontal collisions involving a vehicle, a pedestrian, bicyclist or motorcyclist. PCS w/PD is not a substitute for safe and attentive driving. System effectiveness depends on many factors, such as speed, size and position of vehicle, pedestrian, bicyclist or motorcyclist, and weather, light, and road conditions. See *Owner's Manual* for limitations. **21.** Dynamic Radar Cruise Control is not a substitute for safe and attentive driving. See *Owner's Manual* for instructions and limitations. **22.** Lane Departure Alert with Steering Assist is designed to read visible lane markers under certain conditions. It provides a visual/audible alert and slight steering force when lane departure is detected. It is not a collision-avoidance system or substitute for safe and attentive driving. Effectiveness depends on many factors including road, weather and vehicle conditions. See *Owner's Manual* for limitations. **23.** The Lane Tracing Assist (LTA) lane centering function is designed to read visible lanemarkers and detect other vehicles under certain conditions. It is only operational when DRCC is engaged. See *Owner's Manual* for limitations. **24.** Road Sign Assist only recognizes certain road signs. See *Owner's Manual* for limitations. **25.** Automatic High Beams operate at speeds above approximately 21 mph. Minimum speeds may vary by model. See *Owner's Manual* for instructions and limitations. **26.** Proactive Driving Assist (PDA) is designed to detect certain objects or curves in the road and provide gentle braking and/or steering support. PDA is not a substitute for safe and attentive driving. System effectiveness depends on many factors, such as speed, size and position of detected objects and weather, light, and road conditions. See *Owner's Manual* for additional limitations and details. **27.** Lexus Safety System effectiveness depends on many factors including road, weather and vehicle conditions. Drivers are responsible for paying attention to their surroundings and driving safely. See *Owner's Manual* for limitations. **28.** Do not rely exclusively on Safe Exit Assist. Always look for approaching traffic before exiting the vehicle. See *Owner's Manual* for limitations. **29.** Do not overly rely on the Front Cross-Traffic Alert system. Always visually confirm that it is safe to proceed. See *Owner's Manual* for limitations. **30.** Lane Change Assist operates only when Dynamic Radar Cruise Control (DRCC) and Lane Tracing Assist (LTA) are activated. Do not overly rely on this system. Driver must confirm lane is clear. See *Owner's Manual* for limitations. **31.** 24/7 Roadside Assistance coverage is 4 years/unlimited mileage. Does not include parts and fluids, except limited emergency gas delivery. Towing distance up to 25 miles. Restrictions apply. Available in the continental U.S. and Canada. See Lexus dealer for details and exclusions. **32.** Lexus provides complimentary maintenance for your first two scheduled visits at the earlier of 6 months/5,000 miles and 12 months/10,000 miles. See *Warranty and Services Guide* for details. For Lexus vehicles registered and normally operated in the continental United States, U.S. territories and Canada. **33.** See Lexus dealer for details. **34.** Electric vehicle drive components (transaxle, traction battery, inverter with converter) covered for 8 years or 100,000 miles, whichever comes first, from the new vehicle purchase/lease date. Coverage subject to the terms and conditions of New Vehicle Limited Warranty. See *Warranty and Services Guide* for details. **35.** Service Connect depends on operative telematics device, 4G network availability, and other factors beyond Lexus' control in order to operate, including 4G cellular network availability, a cellular connection and GPS signal. Without any one or more of these things, operability may be limited or precluded. Information provided is based on the last time data was collected from vehicle and is not real-time data. Services may vary and are subject to change without notice. Services require account registration through the Lexus app and acceptance of the Connected Services Terms of Use at [Lexus - Connected Services Terms of Use](https://www.lexus.com/connected-services/terms-of-use) and Master Data Consent. Data charges may apply. For Lexus Interface Services vehicle-generated data collection, use, sharing, and retention practices and agreements, see <https://www.lexus.com/privacyvts>. The Service Connect trial is included for up to 10 years. 4G network dependent. **36.** Subject to loaner vehicle availability. See your Lexus dealer. **37.** Safety Connect depends on certain factors outside of Lexus' control in order to operate, including 4G cellular network availability, a cellular connection and GPS signal. Without any one or more of these things, operability may be limited or precluded, including access to response center and emergency support. Stolen vehicle police report required to use Stolen Vehicle Locator. Automatic Collision Notification activates only in limited circumstances. Services may vary and are subject to change without notice. Services require account registration through the Lexus app and acceptance of the Connected Services Terms of Use at [Lexus - Connected Services Terms of Use](https://www.lexus.com/connected-services/terms-of-use) and Master Data Consent. Data charges may apply. For Lexus Interface Services' vehicle-generated data collection, use, sharing, and retention practices and agreements, see <https://www.lexus.com/privacyvts>. A Safety Connect trial is included for up to 10 years on select vehicles with paid Connected Services packages. See your Lexus dealer for details. 4G network dependent. **38.** Service will automatically stop at the end of your trial subscription period unless you decide to continue service. Trial is non-transferable. If you do not wish to enjoy your trial, you can cancel by calling the number below. All SiriusXM services require a subscription, each sold separately by SiriusXM after the trial period. Service subject to the SiriusXM Customer Agreement and Privacy Policy, visit [siriusxm.com](https://www.siriusxm.com) for complete terms and how to cancel which includes online methods or calling 1-866-635-2349. Some services and features are subject to device capabilities and location availability. Satellite service not available in AK & HI. Content varies by SiriusXM subscription plan. All fees, content and features are subject to change. SiriusXM and related logos are trademarks of Sirius XM Radio Inc. and its respective subsidiaries. **39.** The engine immobilizer is a state-of-the-art anti-theft system initiated when key is inserted into ignition switch or a SmartAccess fob is in/near vehicle. Engine will only start if the code in the transponder chip inside the key/fob matches code in vehicle's immobilizer. The transponder chip is embedded in the key/fob and can be costly to replace. For lost key or fob, see a Lexus dealer or go to www.aloa.org to find a qualified locksmith for high-security key service. **40.** Charging may not be compatible with all mobile phones, smart devices, tablets, e-readers, MP3/WMA players and like models. **41.** Do not rely exclusively on Blind Spot Monitor. Look over shoulder and use turn signal. See *Owner's Manual* for limitations. **42.** Do not rely exclusively on the Rear Cross-Traffic Alert. Visually confirm clearance during use. See *Owner's Manual* for limitations. **43.** Intuitive Parking Assist (IPA) may warn drivers of front and rear collisions with certain objects when traveling at low speeds. Drivers should visually confirm clearance during use. See *Owner's Manual* for limitations. **44.** Water, weather, dirt, and other conditions may cause the hands-free power liftgate sensor to not operate properly. See *Owner's Manual* for limitations. **45.** The backup camera does not provide a comprehensive view. Always look over shoulder and use outside mirrors. See *Owner's Manual* for limitations. **46.** Traffic Jam Assist is not an automated driving system, requires driver supervision at all times, and is designed to function on controlled access freeways at speeds of 25 mph or less. Use this system in accordance with applicable laws. Requires an active subscription to Drive Connect, which depends on 4G network availability and other factors outside Lexus' control. Service requires account registration through Lexus App and acceptance of Connected Services Terms of Use at [Lexus - Connected Services Terms of Use](https://www.lexus.com/connected-services/terms-of-use) and Master Data Consent. Before operating, refer to *Owner's Manual* for instructions and limitations. **47.** Installation of the Activity Mount or other accessories located near the rear bumper may require disabling or removing the kick sensor, and the sensor operation setting in your vehicle should be turned off. Follow all load restrictions and never tow using the Activity Mount. **48.** Cargo and load capacity limited by weight and distribution. Always properly secure cargo and cargo area. **49.** This floor liner or floor mat was designed specifically for use in your model and model year vehicle and SHOULD NOT be used in any other vehicle. To avoid potential interference with pedal operation, each liner or mat must be secured with its fasteners. Do not install a floor liner or mat on top of an existing floor liner or mat. **50.** Dashcam may not record under certain conditions. Use in accordance with applicable laws. See dashcam *Owner's Manual* for details. **51.** Genuine Lexus Paint Protection Film by 3M™ is designed for specific sections of the vehicle most prone to chipping which may vary depending on vehicle model. Select applications may require an additional charge. Lexus Genuine Accessory Warranty only applies when installation is performed by a trained Lexus-approved installer. See Lexus dealer for details. **52.** Accessories may vary by model year, but may not be available in all regions of the country, or require a special order. Please see your dealer for availability.

Lexus strives to build vehicles to match customer interest, and thus they typically are built with popular options and option packages. Not all options/packages are available separately, and some may not be available in all regions of the country. Lexus Interface display shown may not reflect most recent over-the-air enhancements. See [lexus.com](https://www.lexus.com) for information about options/packages commonly available in your area. If you would prefer a vehicle without any or with different options, contact your dealer to check for current availability or the possibility of placing a special order. Specifications, features, equipment, technical data, performance figures, options, and color and trim are based upon information available at time of publishing, are subject to change without notice, and are for mainland U.S.A. vehicles only. Vehicles shown may be prototypes, shown using visual effects and/or shown with options. Actual models may vary. Colors depicted may vary based on multiple factors, including ambient lighting and the format in which they are being viewed (e.g., computer, mobile device, or print). See your Lexus dealer for details. Lexus reminds you to wear seatbelts, secure children in rear seat, obey all traffic laws and drive responsibly. For more information, call 800-USA-LEXUS (872-5398) or visit [lexus.com](https://www.lexus.com). To learn more about your financing options, contact your Lexus dealer or call Lexus Financial Services at 800-874-7050.